

SECTION A - A

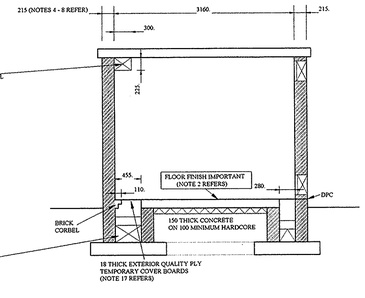

SECTION B - B

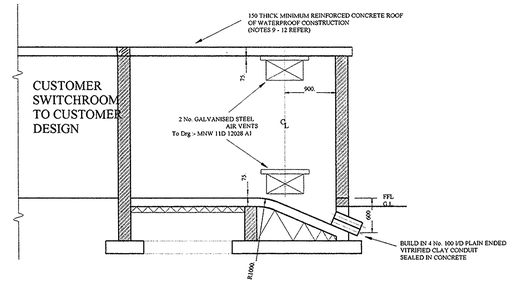

SECTION C - C

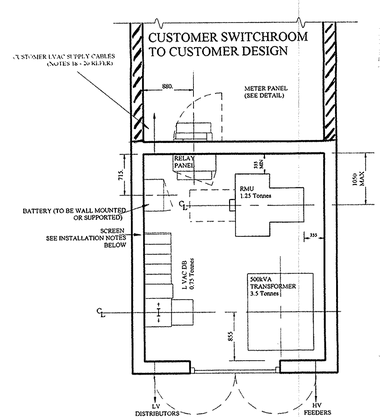

PLAN OF PLANT

UNIT PROTECTED

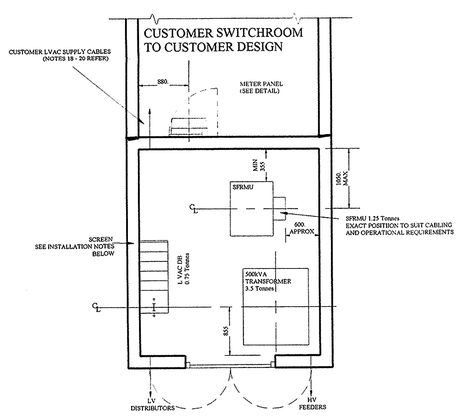

PLAN OF PLANT

WITHOUT UNIT PROTECTION

(IF FUTURE UNIT PROTECTION IS TO BE CATERED FOR POSITIVE LVAC DB TO SUIT)

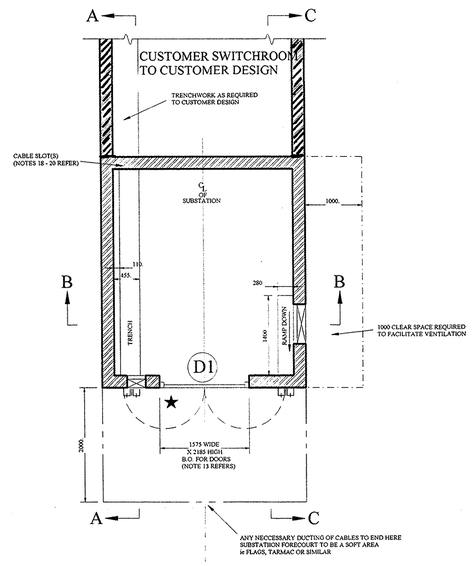

PLAN VIEW

INSTALLATION NOTES FOR Manweb plc DISTRICT STAFF

EXTREMITIES OF LIVE LVAC DB BARS
TO BE INSULATED BY TAPING OR OTHER SUITABLE MEANS
FIT 12mm THICK VARNISHED PLY SAFETY SCREEN AT OPEN ENDS OF BARS
TO FULL HEIGHT AND WIDTH OF LVAC DB

POSITION OF THE RMU/SFRMU SHOULD BE SET TO GIVE MAXIMUM SPACE
BETWEEN THE UNIT AND THE TRANSORMER
ALSO
IN POSITIONING THE RMU/SFRMU CONSIDER OPERATIONAL SPACE REQUIREMENT
FOR OIL SWITCHES WHICH VARY BY MANUFACTURER
AND THE VARYING DEPTH OF RELAY PANELS

NOTES

PLANT & PERSONNEL ACCESS REQUIRED TO PUBLIC ROAD SYSTEM

PERSONNEL ACCESS REQUIRED 24 HOURS PER DAY

FOUNDATIONS TO CUSTOMERS DESIGN
TO SUIT GROUND CONDITIONS, & HAVE L.A. APPROVAL
PIPE & TRENCHWORK MUST BE AS SHOWN ON THIS DRAWING

CUSTOMER TO CHECK THAT SITE IS CLEAR OF ALL OBSTRUCTIONS
IE DRAINS, SERVICES, GAS (INCLUDING METHANE), ETC.

ALL WORKS TO COMPLY WITH :-
THE ELECTRICITY AT WORK ACT 1989
THE HEALTH & SAFETY AT WORK ACT 1974
BUILDING REGULATIONS
THE REQUIREMENTS OF THE LOCAL AUTHORITY
THE REQUIREMENTS OF THE LOCAL FIRE PREVENTION OFFICER
THE REQUIREMENTS OF THIS GUIDANCE DRAWING

THIS DRAWING IS ONLY SUITABLE FOR A FREESTANDING SUBSTATION ON A LEVEL SITE

SUBSTATION BUILDING	1	TO BE OF FIRE RESISTING AND WATERPROOF CONSTRUCTION
	2	FLOOR TO BE A SMOOTH TROWEL FINISH TO A TOLERANCE OF +/- 1mm IN 1800mm
	3	INTERNAL BRICKWORK TO BE FAIR FACED AND FLUSH POINTED
	4	IMPORTANT : BRICKWORK TO BE 215 MINIMUM THROUGHOUT
	5	WALL SUPPORTING LVAC DB TO BE 215 SOLID BRICKWORK OR EQUIVALENT 9 No. TIES/m2 OF WALL
	6	EXTERNAL FACING BRICK TO COMPLY WITH BS:3921 1974
	7	INTERNAL FACING BRICKWORK TO BE CONCRETE BRICK OR SOLID CONCRETE BLOCK TO BS:6073 Pt1 1981 WITH A MINIMUM AVERAGE COMPRESSIVE STRENGTH OF 20N/mm2
	8	LOW DENSITY CONCRETE BLOCK OR HOLLOW BLOCKWORK IS NOT ACCEPTABLE
ROOF	9	TO BE OF REINFORCED CONCRETE 150 THICK MINIMUM CAST 'IN SITU' OR OF PRECAST BEAM CONSTRUCTION
	10	WITH SUITABLE SCREED LAID TO FALLS
	11	P.C. BEAM WITH POT/BLOCK INFILL IS NOT ACCEPTABLE
	12	SOFFIT TO BE FAIR FACED AND NON DUSTING FINISH TO AN OVERALL DRESSING COMPLYING WITH BS:747 1977 AND BSCP Pt 3 1970
DOORS	13	D1 :- 2185 HIGH x 1575 WIDE CLEAR BRICKWORK OPENING DOUBLE LEAVED DOOR LEAF MARKED ★ TO OPEN FIRST. OTHER LEAF TO BE BOLTED TOP & BOTTOM
	14	DOOR MAY BE EITHER TIMBER (AS APPROVED) OR GLASS REINFORCED PLASTIC AND TIMBER THE LATTER REQUIRE BUILDING IN AS BRICKWORK PROCEEDS (SEE DOOR DRAWING RE - MANUFACTURER OF GRP/TIMBER TYPE)
CABLE PIPES RAMPS & TRENCHES	15	CABLE PIPES TO BE LAID AND RAMPS FORMED TO STATED DIMENSIONS
	16	ALL JOINTWORK TO BE TRUE AND PIPES CLEAR OF OBSTRUCTION
	17	TEMPORARY COVER BOARDS OF 18mm THICK EXTERIOR QUALITY PLY TO BE FITTED TO ALL RAMPS & TRENCHWORK DURING SUBSTATION CONSTRUCTION
	18	ON COMPLETION OF CABLING ALL PIPES & SLOTS TO BE SEALED OFF & FIRE STOPPED ALL RAMPS & TRENCHWORK TO BE FILLED WITH DRY SAND AND SKIMMED WITH 50mm THICK 'GRANO' SCREED
	19	CUSTOMER INTAKE SWITCH AND TRENCHWORK TO BE POSITIONED/DESIGNED WITH DUE REGARD TO BENDING RADII OF CABLES COMING FROM SUBSTATION
	20	CUSTOMER LVAC SUPPLY MAY BE EITHER :- a) SINGLE CORE CABLES VIA HIGH LEVEL SLOT or b) SINGLE or 4core CABLES VIA TRENCHWORK
METERING	21	PROVISION TO BE MADE IN CUSTOMER SWITCHROOM FOR A WALL MOUNTED METER PANEL IN POSITION SHOWN ON PLAN OF PLANT
ACCESS	22	ACCESS REQUIRED AT ALL TIMES FOR Manweb plc PERSONNEL

PROPOSED NEW SUB STATION
FOR KENNEDY ADVERTISING
11a OLSEN ROAD
NORTON.
CANCS

APPROVED UNDER PLANNING ACTS

APPLICATION No. 00/00272/FUL
DATE RECEIVED - 3 MAY 2000
DATE VALID 20 JUN 2000