mode
transport planning

Barratt & David Wilson Homes North West

Cherryfield Drive, Kirkby

Transport Assessment

March 2024

modetransport.co.uk

Barratt & David Wilson Homes North West

Cherryfield Drive, Kirkby

Transport Assessment

OFFICE ADDRESS:
106 Albert Mill,
10 Hulme Hall Road,
Manchester,
M15 4LY

PROJECT NO: 326949

DATE: March 2024

REPORT No:	FILE NAME	PREPARED:	DATE OF ISSUE:	STATUS:	CHECKED:	AUTHORISED:
1	240327 J326949 TA v1.5.docx	RW	27 March 2024	Final	LJ	MA

CHANGE LOG

VERSION	DATE:	CHECKED BY:	REASON FOR CHANGE:
1.0	11 November 2022	MA	Draft version for project team review
1.1	25 November 2022	MA	Updated with interim modelling results
1.2	02 December 2022	MA	Updated following project team comments
1.3	29 September 2023	ME	Updated with latest site layout and modelling results
1.4	20 October 2023	MA	Update following layout revision
1.5	27 March 2024	MA	Final version for planning submission

CONTENTS

1. Introduction 5
1.1 Preamble 5
1.2 Methodology 6
1.3 Report Structure 6

2. Policy Consideration 7
2.1 Introduction 7
2.2 National Transport Planning Policy 7
2.3 Regional Transport Planning Policy 9
2.4 Local Transport Planning Policy 10
2.5 Summary 11

3. Existing Conditions 12
3.1 Site Location 12
3.2 Local Highway Network 12
3.3 Road Safety 19
3.4 Public Right of Way 23
3.5 Air Quality 23

4. Development Proposals 24
4.1 Proposed Use 24
4.2 Development Quantum 25
4.3 Vehicular Access Arrangements 25
4.4 Pedestrian Access Arrangements 29
4.5 Servicing Arrangement 29
4.6 Residential Parking Provision 31

5. Sustainable Accessibility and Active Travel 33
5.1 Introduction 33
5.2 Pedestrian Accessibility 33
5.3 Cycle Accessibility 36
5.4 Public Transport 38
5.5 Minimum Accessibility Standard Assessment (MASA) 40
5.6 Promoting Sustainable Travel via Travel Plans 40
5.7 Summary 40

6. Trip Generation and Distribution 42
6.1 Residential Trip Generation 42

© Copyright mode transport planning. All rights reserved.

This report has been prepared for the exclusive use of the commissioning party and unless otherwise agreed in writing with mode transport planning, no other party may copy, reproduce, distribute, make use of, or rely on the contents of the report. No liability is accepted by mode transport planning for any use of this report, other than for the purposes for which it was originally prepared and provided.

Opinions and information provided in this report are on the basis of mode transport planning using due skill, care and diligence in the preparation of the same and no explicit warranty is provided as to their accuracy. It should be noted and is expressly stated that no independent verification of any of the documents or information supplied to mode transport planning has been made.

6.2 Residential Trip Distribution 44
6.3 Car Park Trip Generation 47
6.4 Car Park Trip Distribution 48

7. Traffic Impact Assessment 49
7.1 Introduction 49
7.2 Base Traffic Flows 49
7.3 Committed Development 49
7.4 Assessment Scenarios 50
7.5 Future Year Traffic Growth 50
7.6 Capacity Assessment Tools 51
7.7 Site Access 1 / Cherryfield Drive 52
7.8 Site Access 3 / Cherryfield Drive 52
7.9 Site Access 4 / Bewley Drive 53
7.10 Bewley Drive / Cherryfield Drive Junction 53
7.11 A5208 County Road / Webster Drive Junction 54
7.12 A506 / Cherryfield Drive / Kirkby Row Roundabout 55
7.13 A5208 / Arbour Lane / Broad Lane Roundabout 55
7.14 A5208 County Road / Simonswood Lane / Park Bow Drive Signal Junction 56
7.15 Cherryfield Drive / Webster Drive / Site Access Signal Junction (Site Access 2) 58
7.16 A506 Valley Road / Whitefield Drive / Bewley Drive Signal Junction 60
7.17 M57 Junction 6 Signalised Roundabout 62
7.18 Summary 66

8. Summary and Conclusion 67
8.1 Summary 67
8.2 Conclusion 67

APPENDICES

APPENDIX A Scoping Correspondence

APPENDIX B Personal Injury Collision Data

APPENDIX C Proposed Site Layout Plan

APPENDIX D Proposed Site Accesses

APPENDIX E Swept Path Analysis – 11.2m Refuse Vehicle

APPENDIX F MASA Questionnaire

APPENDIX G Full TRICS Outputs

APPENDIX H Trip Distribution and Assignment Calculations

APPENDIX I Network Diagrams

APPENDIX J Traffic Survey Data

APPENDIX K Site Access 1 / Cherryfield Drive – PICADY Results

APPENDIX L Site Access 3 / Cherryfield Drive – PICADY Results

APPENDIX M Site Access 4 / Bewley Drive – PICADY Results

APPENDIX N Bewley Dive / Cherryfield Drive – PICADY Results

APPENDIX O A5208 County Road / Webster Road – PICADY Results

APPENDIX P A506 / Cherryfield Drive / Kirkby Row – ARCADY Results

APPENDIX Q A5208 County Road / Arbour Lane / Broad Lane / Mixed Use Access – ARCADY Results

APPENDIX R A5208 County Road / Simonswood Lane / Park Bow Drive – LinSig Results

APPENDIX S Cherryfield Drive / Webster Drive / Car Park Access – LinSig Results

APPENDIX T A506 Valley Road / Whitefield Drive / Bewley Drive – LinSig Results

APPENDIX U M57 Junction 6 – LinSig Results

1. Introduction

1.1 Preamble

1.1.1 Mode Transport Planning ('Mode') has been appointed by Barratt and David Wilson Homes North West (the 'Applicant') to provide transport planning and highways advice in relation to a full planning application for a residential development on Cherryfield Drive in Kirkby, Knowsley.

1.1.2 The proposed development includes 807no. residential dwellings, with vehicular access proposed via 2no. new access junctions and 2no. amended existing access junctions on the local highway network. The proposed development also includes changes to the existing Cherryfield Drive Car Park.

1.1.3 The indicative site boundary is shown in Figure 1.1.

Figure 1.1 : Indicative Site Boundary (source: BDW)

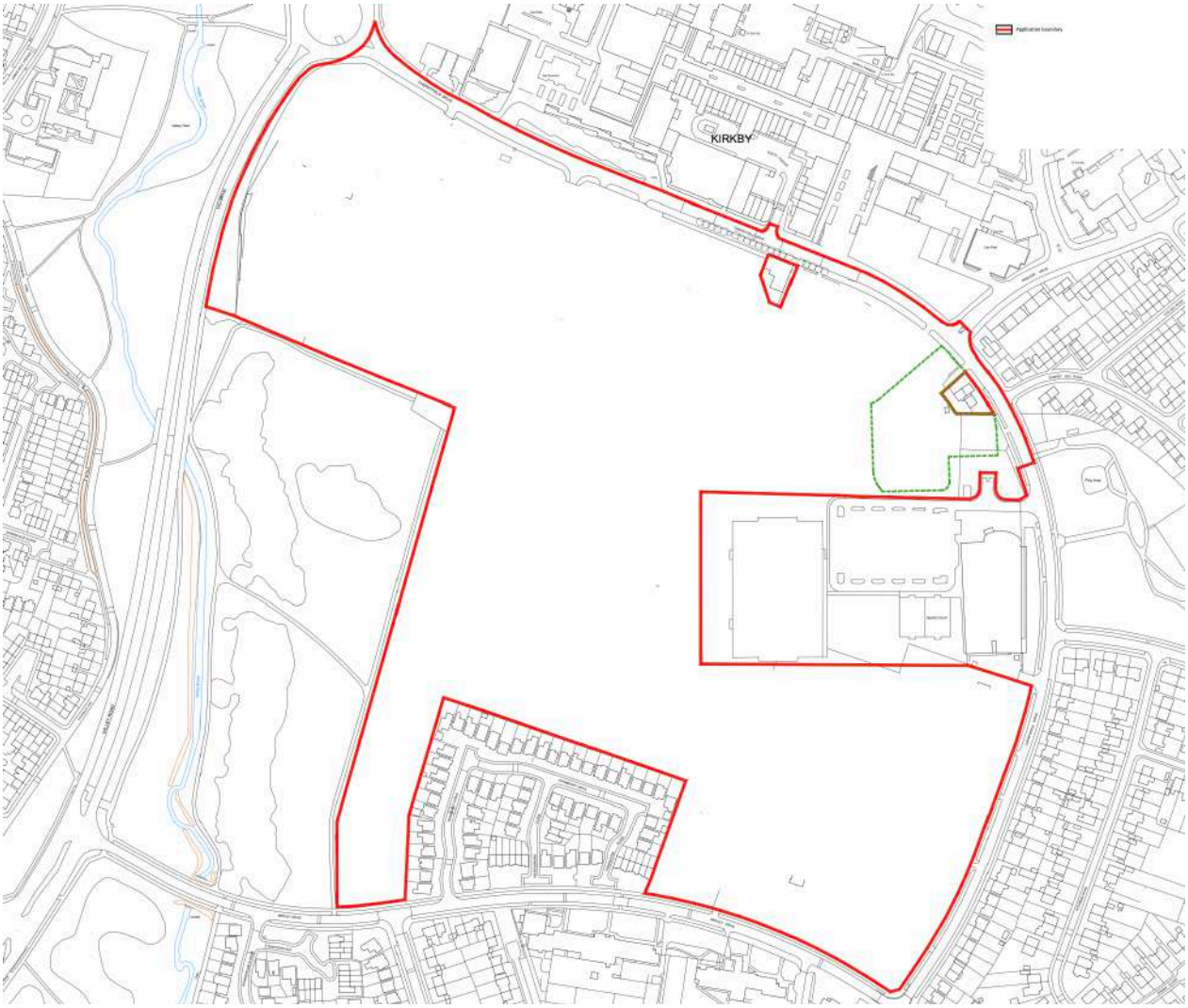

1.1.4 This Transport Assessment (TA) has been prepared to assess the development proposals, with consideration to vehicular and pedestrian access, expected trip generation and traffic impact, accessibility by sustainable modes of travel, parking provision and servicing arrangements.

1.2 Methodology

1.2.1 The methodology for the TA adopts the guidance set out within the Ministry of Housing, Communities & Local Government document, *'Transport Evidence Bases in Plan Making and Decision Taking'* (2014), which superseded the Department for Transport's (DfT) *'Guidance on Transport Assessment'* (2007). Whilst the 2014 guidance places a focus on agreeing a scope of works with the Local Highway Authority, the 2007 guidance remains instructive and has been used to inform the overall structure of the TA.

1.2.2 The TA has been produced following pre-application scoping discussions with the Local Highway Authority, Knowsley Metropolitan Borough Council (KMBC) Highways and National Highways (NH). The pre-application scoping response from KMBC Highways is attached in Appendix A.

1.2.3 A separate Interim Travel Plan (ITP) has also been produced to accompany the planning application, which sets out a framework to encourage sustainable travel and reduce single occupancy vehicle trips.

1.3 Report Structure

1.3.1 Following this introduction, this TA will be structured as follows:

- Chapter 2 sets out the relevant national, regional and local transport policy context;
- Chapter 3 describes the site location, local highway network and collision data;
- Chapter 4 outlines the development proposals, vehicular access, servicing and parking;
- Chapter 5 details accessibility by non-car modes, including public transport, cycle and on foot;
- Chapter 6 details the expected trip generation and distribution;
- Chapter 7 assesses the traffic impact of the development proposals; and
- Chapter 8 summarise and concludes the findings of the report.

2. Policy Consideration

2.1 Introduction

2.1.1 This chapter of the TA considers key current national and local transport policy as they relate to the development proposals. The following relevant documents have been reviewed:

- National Planning Policy Framework (2023);
- Merseyside Local Transport Plan (LTP3 (2011);
- Knowsley Local Plan Core Strategy (2016); and
- KMBC Ensuring a Choice of Travel SPD (2006).

2.1.2 Legislation and policy play an important role in shaping and guiding a new development. As such, the purpose of this chapter is to outline the relevant transport related policies which influence the proposed development from a national and local level.

2.2 National Transport Planning Policy

National Planning Policy Framework

2.2.1 The revised National Planning Policy Framework (NPPF) was published in December 2023 and sets out the government's planning policies for England and how these should be applied. It provides a framework within which locally prepared plans for development can be produced.

2.2.2 Paragraph 2 of the NPPF states *"Planning law requires that application for planning permission be determined in accordance with the development plan, unless material considerations indicate otherwise. The National Planning Policy Framework must be taken into account in preparing the development plan and is a material consideration in planning decisions."*

2.2.3 Paragraph 7 of the NPPF states "The purpose of the planning system is to contribute to the achievement of sustainable development."

2.2.4 Achieving sustainable development means that the planning system has three overarching objectives, which are interdependent and need to be pursued in mutually supportive ways (so that opportunities can be taken to secure net gains across each of the different objectives), as detailed in paragraph 8 of the NPPF:

- *"an economic objective – to help build a strong, responsive and competitive economy, by ensuring that sufficient land of the right types is available in the right places and at the right time to support growth, innovation and improved productivity; and by identifying and coordinating the provision of infrastructure;*

- *social objective – to support strong, vibrant and healthy communities, by ensuring that a sufficient number and range of homes can be provided to meet the needs of present and future generations... and support communities' health, social and cultural well-being; and*

- *an environmental objective – to contribute to protecting and enhancing our natural, built and historic environment; including making effective use of land... and mitigating and adapting to climate change, including moving to a low carbon economy."*

- *an environmental objective – to protect and enhance our natural, built and historic environment; including making effective use of land, improving biodiversity, using natural resources prudently, minimising waste and pollution, and mitigating and adapting to climate change, including moving to a low carbon economy."*

2.2.5 Chapter 9 of the NPPF, *'Promoting Sustainable Transport'*, sets out the important role that transport issues and policies have in facilitating sustainable development. Paragraph 109 states that:

"Significant development should be focused on locations which are or can be made sustainable, through limiting the need to travel and offering a genuine choice of transport modes. This can help to reduce congestion and emissions and improve air quality and public health. However, opportunities to maximise sustainable transport solutions will vary between urban and rural areas, and this should be taken into account in both plan-making and decision-making."

2.2.6 Specifically, Paragraph 114 states that when assessing applications for development, it should be ensured that:

- Appropriate opportunities to promote sustainable transport modes can be – or have been – taken up, given the type of development and its location;

- Safe and suitable access to the site can be achieved for all users;

- The design of streets, parking areas, other transport elements and the content of associated standards reflects current national guidance, including the national design guide and the national model design code; and

- Any significant impacts from the development on the transport network (in terms of capacity and congestion), or on highway safety, can be cost effectively mitigated to an acceptable degree.

2.2.7 In terms of highways impact and safety, Paragraph 115 states that:

"Development should only be prevented or refused on highways grounds if there would be an unacceptable impact on highway safety, or the residual cumulative impact on the road network would be severe."

2.2.8 Within this context, Paragraph 116 goes on to state that applications for development should:

- *"give priority first to pedestrian and cycle movements, both within the scheme and with neighbouring areas; and second – so far as possible – to facilitating access to high quality public transport, with layouts that maximise the catchment area for bus or other public transport services, and appropriate facilities that encourage public transport use;*

- *Address the needs of people with disabilities and reduced mobility in relation to all modes of transport;*
- *Create places that are safe, secure and attractive–which minimise the scope for conflicts between pedestrians, cyclists and vehicles, avoid unnecessary street clutter, and respond to local character and design standards;*
- *allow for the efficient delivery of goods, and access by service and emergency vehicles; and*
- *be designed to enable charging of plug-in and other ultra-low emission vehicles in safe, accessible, and convenient locations."*

2.3 Regional Transport Planning Policy

Merseyside Local Transport Plan (LTP3)

2.3.1 The Merseyside Local Transport Plan (LTP3) is a statutory plan prepared by the five Metropolitan Councils on Merseyside.

2.3.2 The LTP3 for Merseyside became active from 1st April 2011. The plan sets out the implementation plans in the short term to 2015 and looks to the long-term strategy for 2024 on how to improve transport in Merseyside. The LTP3 has the following vision;

"A city region committed to a low carbon future, which has a transport network and mobility culture that positively contributes to a thriving economy and the health and wellbeing of its citizens and where sustainable travel is the option of choice".

2.3.3 The LTP3 has six goals:

- One - Help create the right conditions for sustainable economic growth by supporting the priorities of the Liverpool City Region, the Local Enterprise Partnership and the Local Strategic Partnerships.
- Two - Provide and promote a clean, low emission transport system which is resilient to changes to climate and oil availability.
- Three - Ensure the transport system promotes and enables improved health and wellbeing and road safety.
- Four - Ensure equality of travel opportunity for all, through a transport system that allows people to connect easily with employment, education, healthcare, other essential services and leisure and recreational opportunities.
- Five - Ensure the transport network supports the economic success of the city region by the efficient movement of people and goods.
- Six - Maintain our assets to a high standard. (Please note all goals have equal status).

2.4 Local Transport Planning Policy

Knowsley Local Plan Core Strategy

2.4.1 The 'Knowsley Local Plan Core Strategy' written in 2016 sets out the vision, objectives and policy that will guide development in Knowsley until 2028.

2.4.2 Policy CS7 focuses on the Knowsley transport network, with the Local Plan aiming to:

'support a sustainable transport system and geographical pattern of development which minimises the need to travel and will help grow the borough's economy, ensuring that jobs, shops and services are accessible to all, leading to a lesser reliance on the car for travel. This will help to improve the environment and the health and wellbeing of residents.'

2.4.3 Policy CS7 states that all new developments will be required to be:

- *'Located and designed to prioritise accessibility and sustainable modes of travel through a choice of walking, cycling, public transport, and incorporate access for private vehicles. Where deficiencies are identified, developer contributions will be required to improve the accessibility of the location;*
- *Located and designed to ensure that larger scale proposals (attracting a lot of visitors, customers and/or employees) are located in the most accessible locations;*
- *Where subject to a planning application, accompanied (except in the case of smaller scale proposals) by Transport Assessments and/or Travel Plans;*
- *In compliance with adopted cycle, car, disabled and service vehicle parking standards for different types and scales of new development;*
- *Inclusive of measures that will mitigate carbon emissions and improve air quality where appropriate; and*
- *Consistent with safeguarding arrangements that secure the operational integrity and safety of Liverpool John Lennon Airport.'*

KMBC Ensuring a Choice of Travel SPD

2.4.4 The 'Ensuring a Choice of Travel' SPD for Knowsley was adopted in 2006 in advance of the Local Plan, and supplements the policies outlined in the Knowsley Replacement Unitary Development Plan (UDP).

2.4.5 The SPD's aim is to encourage the location of larger developments in areas that are accessible via sustainable transport methods including walking, cycling, and public transport.

2.4.6 Policy T6 in the UDP highlights the need for appropriate accessibility via a range of transport methods, with larger developments expected to be more accessible. New developments should be provided with:

- *'Well lit, safe, convenient and clearly sign-posted footways and cycle routes both within the site and linking to the surrounding area and to public transport facilities*
- *Cycle parking facilities in accordance with the Council's minimum standards*
- *Car parking facilities which do not exceed the Council's maximum standards*
- *Parking facilities for the less mobile, delivery and other service vehicles within the site in accordance with the Council's minimum standards*
- *Safe and convenient vehicular access to and from the highway and within the site*
- *Good provision of public transport to the site. In the case of major developments, and any other developments likely to generate a significant amount of travel demand, the provision of additional public transport facilities such as bus stops, bus layover bays, taxi bays or other facilities may be required within or adjacent to the site.'*

2.4.7 Similarly, Policy T7 states that *'new development should preserve and where possible enhance the walking and cycling network.'*

2.4.8 Merseyside authorities have developed a standardised accessibility assessment scoring system for large or major developments. Assessment scores are compared to minimum accessibility scores, with scores expected to exceed the minimum before a planning application is submitted. Points are awarded in relation to walking, cycling, public transport and vehicular access/ parking.

2.4.9 It is evident that the primary aim of the 'Ensuring a Choice of Travel' SPD for Knowsley is to encourage a range of sustainable transport methods.

2.5 Summary

2.5.1 In accordance with the national and local policy, this planning application is supported by a TA which details the site's accessibility by sustainable modes of travel (Chapter 5) and assesses the impact of the proposed development of the local highway network (Chapter 7).

3. Existing Conditions

3.1 Site Location

3.1.1 The development site is located c.1km north of Junction 6 of the M57 motorway, c.350m south of Kirkby Town Centre and 5.5km southeast of Maghull, as shown in Figure 3.1.

Figure 3.1 : Site Location Plan

3.2 Local Highway Network

3.2.1 The development site is bound to the west by the A506 (Valley Road) and a parcel of urban green space. To the north and east, the development site is bound by Cherryfield Drive, with the eastern boundary also including Kirkby Leisure Centre. To the south, the site is bounded by Bewley Drive as well as an existing residential development.

3.2.2 The location of the development site in the context of the local highway network is shown in Figure 3.2.

Figure 3.2 : Local Highway Network

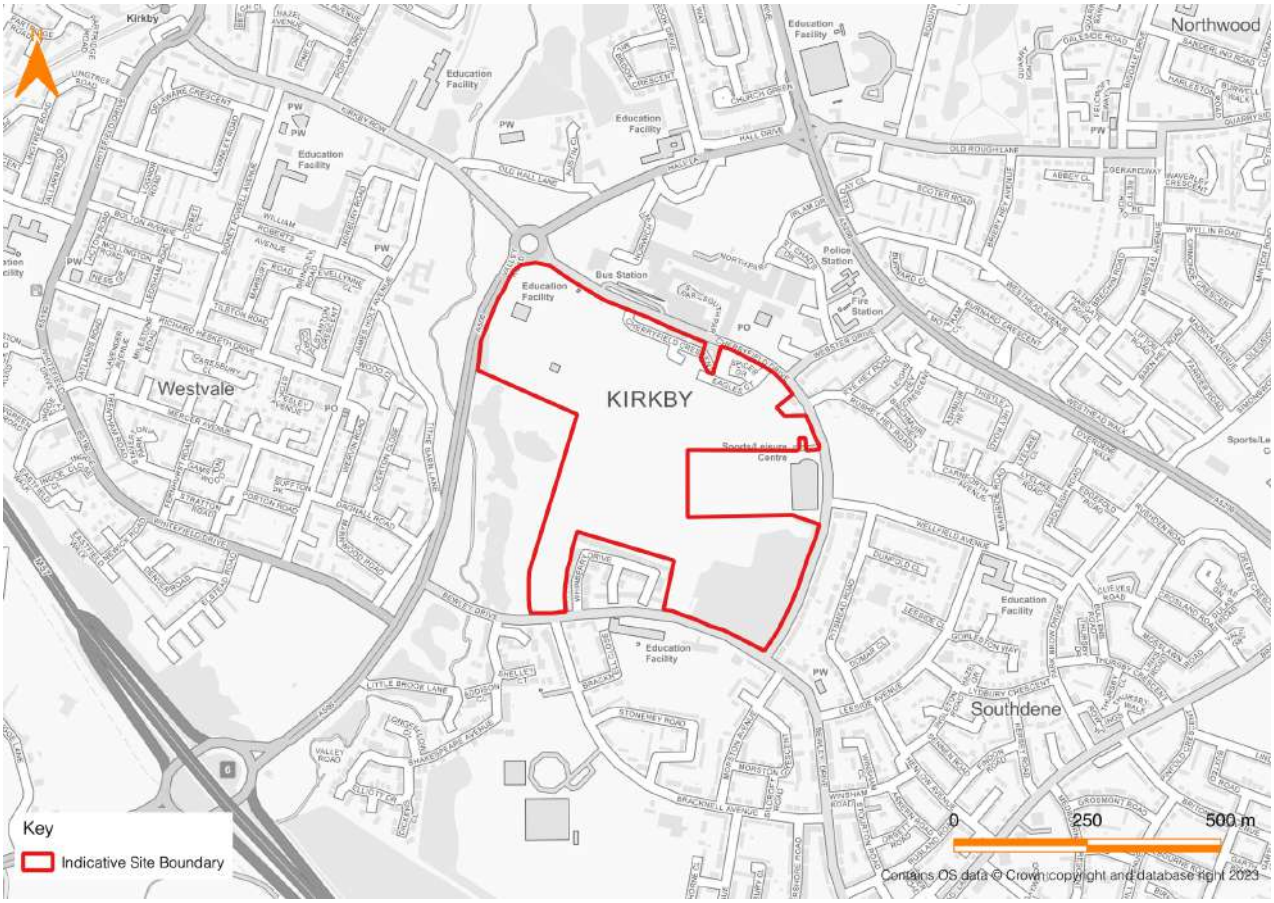

3.2.3 To the immediate north of the site beyond Cherryfield Drive is Kirkby Bus Station and Kirkby Town Centre. They are shown in Photograph 3.1 and Photograph 3.2.

Photograph 3.1 : Kirkby Bus Station

Photograph 3.2 : Kirkby Town Centre - Newtown Gardens

Cherryfield Drive

3.2.4 Cherryfield Drive is a two-way single carriageway running in a circular alignment around the northern and eastern boundaries of the site. The carriageway is c.6.4m wide, with c.2.2m wide footways on both sides of the carriageway. Cherryfield Drive is c.1.1km long and is subject to 20mph speed limits. Cherryfield Drive is shown in Photograph 3.3 and Photograph 3.4.

Photograph 3.3 : Cherryfield Drive (eastbound)

Photograph 3.4 : Cherryfield Drive (westbound) – Speed Limit

3.2.5 Cherryfield Drive benefits from a network of streetlighting and bus stops, as well as 5no. signalised pedestrian crossing points, mainly within the vicinity of Kirkby Town Centre. Double yellow lines are present on Cherryfield Drive, extending from A506 / Cherryfield Drive / Kirkby Row roundabout junction to c. 90m south of Wellfield Avenue. Loading is also prohibited along the section of Cherryfield Drive closest to Kirkby Town Centre.

3.2.6 On the north-west corner of the development site, Cherryfield Drive forms a roundabout junction with the A506 and Kirkby Row.

Photograph 3.5 : Cherryfield Drive – Toucan Crossing

3.2.7 As shown on Photograph 3.5, the Cherryfield Drive / A506 roundabout junction includes Toucan crossings with tactile paving, dropped kerbs and pedestrian refuge islands.

3.2.8 On the southeast corner of the site, Cherryfield Drive joins Bewley Drive at a priority junction, with Cherryfield Drive forming the minor arm and Bewley Drive forming the major.

3.2.9 To the north of the site, a 248no. space car park is available, with 156no. spaces for long stay parking, and 92no. spaces for short stay parking. Vehicular and pedestrian access to the car park is taken from Cherryfield Drive, with the footways at the junction featuring dropped kerbs to allow for pedestrian mobility, as shown in Photograph 3.6.

Photograph 3.6 : Cherryfield Drive Long and Short Stay Car Park – Access

Bewley Drive

3.2.10 Bewley Drive is a two-way single carriageway, running in a broadly east-to-west alignment along the southern boundary of the site. Bewley Drive is subject to 30mph speed limits.

3.2.11 Bewley Drive consists of a c.6.4m carriageway, with c.2.5m footways available on both sides, separated from the carriageway by grass verges along most of the section fronting the development site. Bewley Drive includes several traffic calming features, a network of streetlighting columns and bus stops. The road also includes a pedestrian crossing, comprising a raised table, dropped kerbs and tactile paving, as shown in Photograph 3.7.

Photograph 3.7 : Bewley Drive – Pedestrian Crossing

3.2.12 At the south-west corner of the development site, Bewley Drive joins the A506 (Valley Road) at a signalised junction, with Bewley Drive forming the minor arm and the A506 forming the major arm. Cherryfield Drive joins Bewley Drive at a priority junction, as shown in Photograph 3.8.

Photograph 3.8 : Bewley Drive / Cherryfield Drive

3.2.13 Bewley Drive extends in a south-easterly direction through existing residential developments, where it joins the A5207 (Moorgate Road North) at a signalised junction. The A5207 forms the major arm and Bewley Drive forms the minor arm.

A506 (Valley Road)

3.2.14 Valley Road is a four-lane dual-carriageway, travelling in both directions, running in a broadly north-to-south alignment along the western boundary of the site.

3.2.15 Valley Road has a total carriageway width of c.21.1m, with a c.5m grass verge separating the carriageway in each direction. A shared pedestrian/ cycle way is provided on the eastern side of Valley Road travelling north at c.4.2m wide, as shown on Photograph 3.9 and Photograph 3.10.

Photograph 3.9 : Valley Road – Shared Pedestrian/ Cycle Route

Photograph 3.10 : Valley Road – Shared Pedestrian/ Cycle Route

3.2.16 To the south, the A506 forms the minor arm of a roundabout junction with the M57 Motorway at Junction 6.

Wider Highway Network

3.2.17 The M57 motorway is accessible from the site via Bewley Drive and the A506 (Valley Road). The M57 runs in a broadly northwest-to-southeast alignment and is considered as the Liverpool Outer Ring Road. It is c.16km long and provides access between Tarbock and Aintree.

3.3 Road Safety

3.3.1 Personal Injury Collision (PIC) data in vicinity of the development site has been obtained from KMBC for the most recent available five-year period between 2018 and 2022. The full road safety data is attached in Appendix B.

3.3.2 The study area includes Cherryfield Drive, Bewley Drive and the A506 (Valley Road) in vicinity of the site, as well as the following junctions:

- A506 (Valley Road) / Cherryfield Drive / Kirkby Row roundabout
- Cherryfield Drive / Webster Drive priority junction
- Cherryfield Drive / Bewley Drive priority junction
- A506 (Valley Road) / Bewley Drive signalised junction
- A506 (Valley Road) / Whitefield Drive signalised junction

3.3.3 Figure 3.3 shows a map of the collisions within the vicinity of the site on the local highway network that have occurred within the past five years.

Figure 3.3 : Road Safety Data – Local Highway Network (source: KMBC)

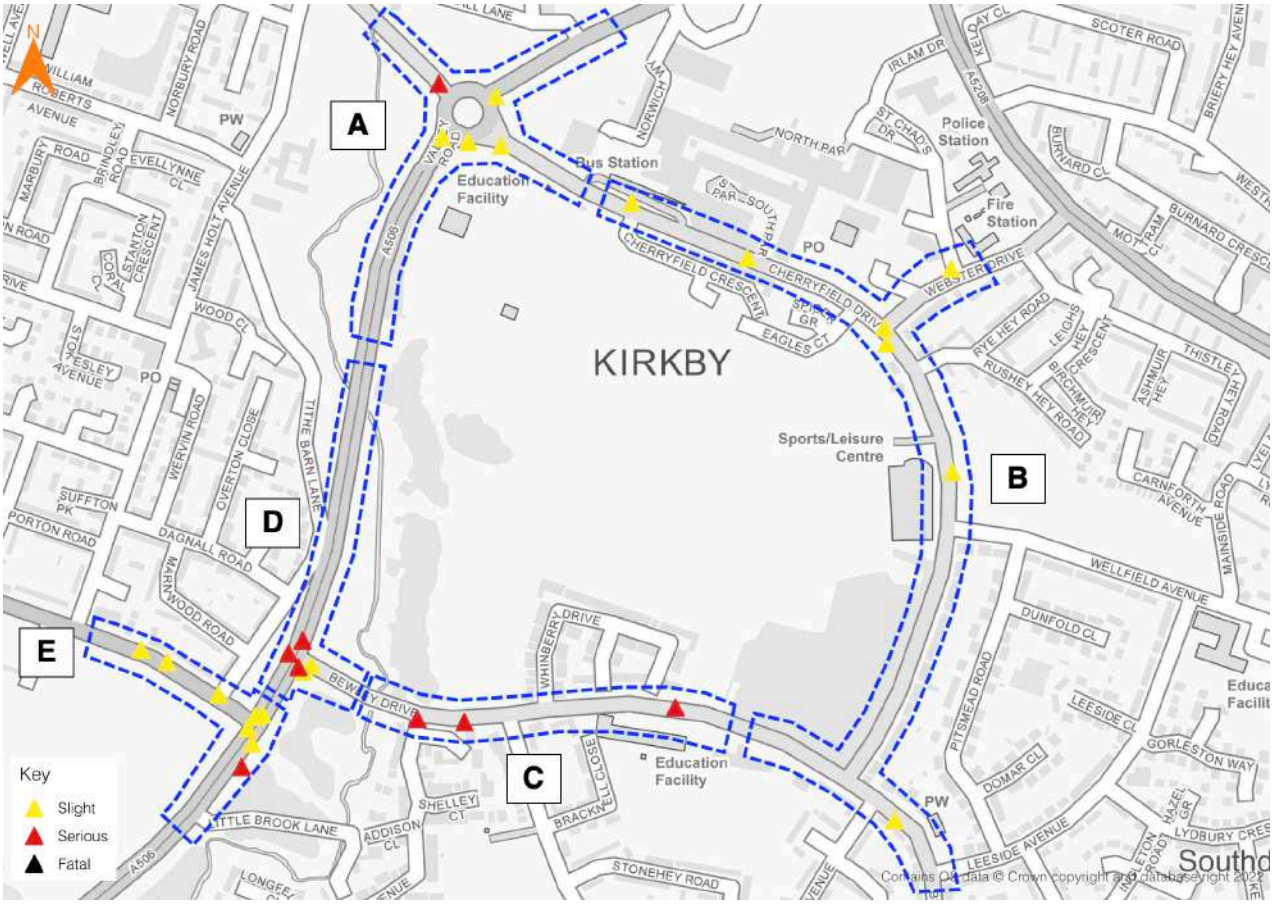

3.3.4 Table 3.1 provides a breakdown of the PICs reported at the A506 (Valley Road)/ Cherryfield Drive/ Kirkby Row roundabout junction (Area A).

Table 3.1 : PIC Data Analysis – A: A506 (Valley Road)/ Cherryfield Drive/ Kirkby Row Junction

Date	Location	Severity	Vehicles	Weather
May 2019	Cherryfield Drive	Slight	2 cars	Dry
Aug 2019	Cherryfield Drive	Slight	1 car, 1 cyclist	Dry
Nov 2019	Valley Road/ Kirkby Row	Serious	1 car, 1 pedestrian	Dry
Dec 2019	Valley Road/ Cherryfield Drive	Slight	2 cars	Dry
April 2020	Valley Road	Slight	1 car, 1 cyclist	Dry

3.3.5 Table 3.2 provides a breakdown of the PICS reported on Cherryfield Drive, including collisions at the Cherryfield Drive/ Webster Drive junction (Area B).

Table 3.2 : PIC Data Analysis – B: Cherryfield Dr, inc. Cherryfield Dr/ Webster Dr Junction

Date	Location	Severity	Vehicles	Weather
Jan 2020	Bewley Drive	Slight	1 car, 1 pedestrian	Dry
March 2020	Cherryfield Drive	Slight	2 buses/ coaches	Dry
April 2020	Cherryfield Drive	Slight	1 car, 1 cyclist	Dry
July 2020	Cherryfield Drive	Slight	1 car, 1 cyclist	Wet
Aug 2021	Cherryfield Drive/ Webster Drive	Slight	1 bus/ coach, 1 pedestrian	Dry
Jan 2022	Webster Drive	Slight	2 cars	Dry
March 2022	Cherryfield Drive/ Webster Drive	Slight	1 car, 1 pedestrian	Dry

3.3.6 Table 3.3 provides a breakdown of the PICS reported on Bewley Drive, including collisions at the Cherryfield Drive/ Bewley Drive junction (Area C).

Table 3.3 : PIC Data Analysis – C: Bewley Drive, inc. Cherryfield Drive/ Bewley Drive Junction

Date	Location	Severity	Vehicles	Weather
March 2020	Bewley Drive	Serious	1 car, 1 pedestrian	Dry
July 2021	Bewley Drive	Serious	1 car, 1 pedestrian	Rain, wet
Feb 2022	Bewley Drive	Serious	1 car, 1 pedestrian	Dry

3.3.7 Table 3.4 provides a breakdown of the PICS reported at the A506 (Valley Road)/ Bewley Drive junction (Area D).

Table 3.4 : PIC Data Analysis – D: A506 (Valley Road)/ Bewley Drive Junction

Date	Location	Severity	Vehicles	Weather
Dec 2017	Valley Road	Serious	1 car, 1 motorcycle	Wet
Nov 2018	Valley Road/ Bewley Drive	Slight	1 car, 1 cyclist	Wet
March 2019	Valley Road/ Bewley Drive	Serious	2 cars	Dry
July 2020	Valley Road/ Bewley Drive	Slight	1 car, 1 pedestrian	Rain, wet
July 2020	Valley Road/ Bewley Drive	Serious	1 car, 1 HGV	Dry

3.3.8 Table 3.5 provides a breakdown of the PICS reported at the A506 (Valley Road)/ Whitefield Drive junction (Area E).

Table 3.5 : PIC Data Analysis – E: A506 (Valley Road)/ Whitefield Drive Junction

Date	Location	Severity	Vehicles	Weather
July 2018	Whitefield Drive	Slight	2 cars, 1 parked	Fine wind, dry
July 2019	Valley Road/ Whitefield Drive	Slight	2 cars, 1 HGV	Dry
March 2020	Valley Road/ Whitefield Drive	Slight	1 car (taxi), 1 HGV	Dry
June 2020	Valley Road/ Whitefield Drive	Slight	1 car, 1 cyclist	Dry
July 2020	Whitefield Drive	Serious	1 cyclist	Dry
Sept 2020	Whitefield Drive	Slight	1 HGV, 1 cyclist	Rain, wet
April 2021	Whitefield Drive	Slight	2 cars	Dry
March 2022	Valley Road	Slight	1 HGV, 1 cyclist	Dry

3.3.9 A review of the PIC data shows that 5no. collisions occurred at the A506 (Valley Road)/ Cherryfield Drive/ Kirkby Row roundabout junction, including 1no. 'serious' collision and 4no. 'slight' collisions.

3.3.10 7no. collisions were recorded on Cherryfield Drive, including 2no. collisions at the Cherryfield Drive/ Webster Drive junction. All 7no. collisions were considered 'slight'.

3.3.11 3no. collisions were recorded on Bewley Drive, all of which were considered as 'serious' collisions. All collisions occurred between a car and a pedestrian, with 1no. collision occurring in a car park between the car and a person exiting the car.

3.3.12 5no. collisions were recorded at the A506 (Valley Road)/ Bewley Drive junction, with 3no. considered as 'serious' and two considered 'slight'. Of the 3no. serious collisions, 1no. included 2no. cars, 1no. included a car and an HGV and 1no. included a car and a motorcycle.

3.3.13 To the south, at the A506 (Valley Road)/ Whitefield Drive junction, 8no. collisions were recorded including 1no. 'serious' collision and 7no. 'slight' collisions. The 'serious' collision included a lone cyclist who fell from the pedal cycle due to a suspected heart attack.

3.3.14 Although it is recognised that 29no. collisions occurred on the local highway network within the most recent 5-year period, it is a large network that has been considered and therefore the recorded collision data does not suggest that the proposed development would have a detrimental impact on highway safety.

3.4 Public Right of Way

3.4.1 The Public Rights of Way (PRoW) within the vicinity of the development are site are shown in Figure 3.4.

Figure 3.4 : Existing Public Rights of Way (source: KMBC)

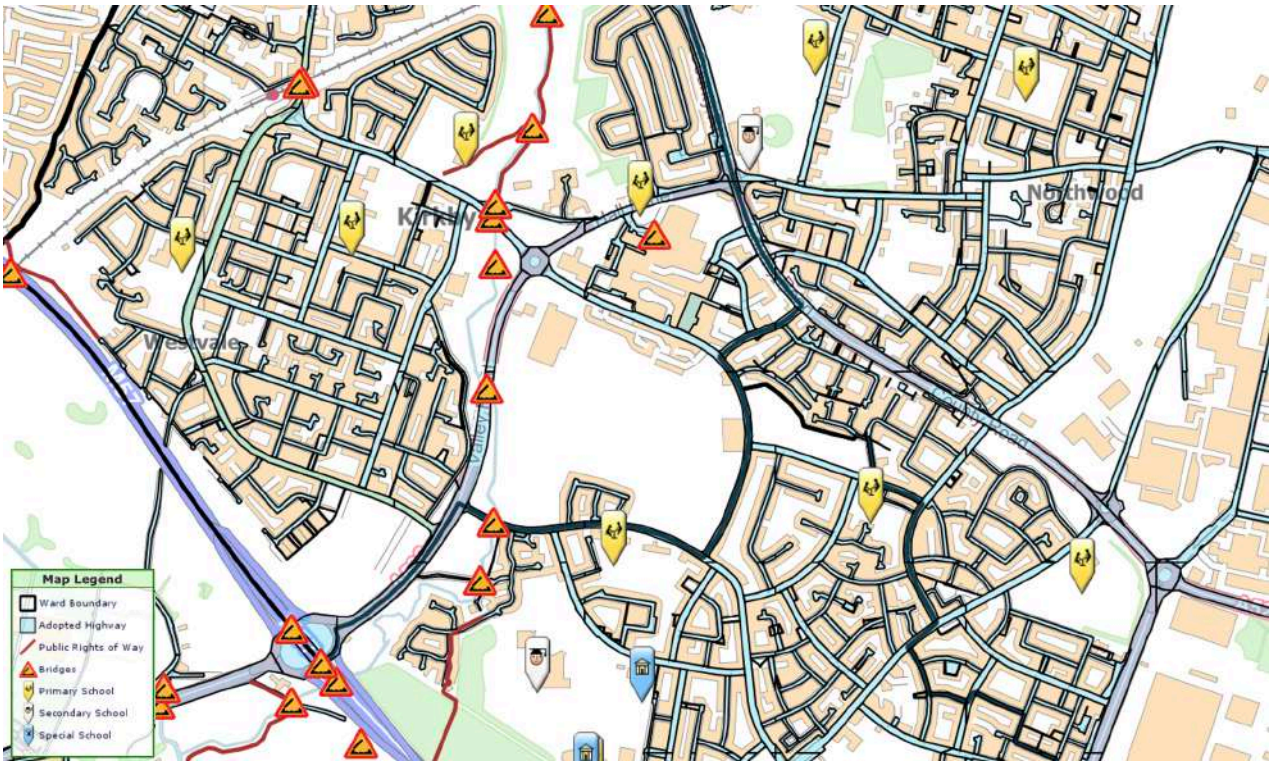

3.4.2 As shown in Figure 3.4, there are no PRoWs within the development site. Several PRoWs are present within the vicinity of the site, including routes KB/7/3, KB/8/1 and KB/8/2 to the south of the site, KB/4/1 is to the west, and KB/2/1, KB/2/2 and KB/2a/2 to the north of the site.

3.5 Air Quality

3.5.1 According to the Department for Environment, Food and Rural Affairs (DEFRA), the development site is not located in an Air Quality Management Area (AQMA).

4. Development Proposals

4.1 Proposed Use

4.1.1 The proposed development comprises 807no. residential dwellings, including two-bed, three-bed and four-bed houses and bungalows. The proposed plans include 10% affordable housing. Vehicular access proposed via 2no. new access junctions and 2no. amended existing access junctions on the local highway network.

4.1.2 The proposed development also includes changes to the existing 248no. space Cherryfield Drive Car Park, resulting in a loss of 9no. spaces, leaving a total of 239no. spaces.

4.1.3 The proposed site layout is shown in Figure 4.1. The full site layout plan is attached in Appendix C.

Figure 4.1 : Proposed Site Layout (source : DWH)

4.2 Development Quantum

4.2.1 The development comprises 807no. residential dwellings. The type and mix of properties are set out in Table 4.1.

Table 4.1 : Type and Mix of Residential Dwellings

House Type	Private	Affordable	Total
2 Bedroom	71	43	114
3 Bedroom	379	36	415
4 Bedroom	276	2	278
Total	726	84	807

4.3 Vehicular Access Arrangements

4.3.1 The development site will be accessed via 2no. new access junctions and 2no. amended existing access junctions on the local highway network.

Access 1 – Cherryfield Drive

4.3.2 Access 1 is located at an existing priority access junction on Cherryfield Drive that currently serves the Knowsley Community College (Kirkby Campus). The junction is located c.90m to the east of the A506 / Kirkby Row / Cherryfield Drive roundabout junction.

4.3.3 The proposed priority access junction will comprise a 6.75m wide carriageway, 6m kerb radii at the junction bell-mouth, and 2m wide footway provision on both sides of the carriageway.

4.3.4 In accordance with Manual for Streets (MfS) for a 20mph speed limit, visibility splays of 2.4m x 25m can be achieved in both directions.

4.3.5 Figure 4.2 shows the proposed site access junction with Cherryfield Drive (Access 1), with the full drawing (**Drawing No. J32-6949-PS-001**) attached in Appendix D.

Figure 4.2 : Access 1 - Proposed Site Access Junction

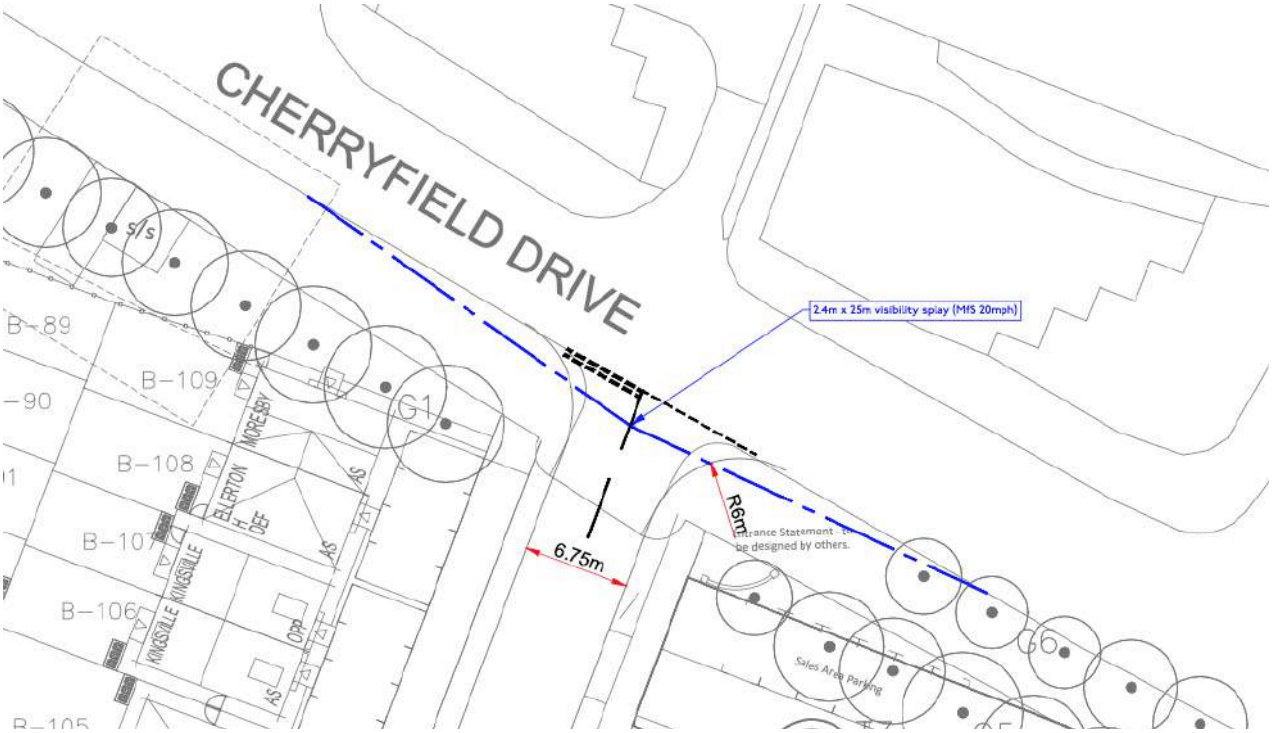

Access 2 – Cherryfield Drive

4.3.6 Access 2 is located at an existing priority access junction on Cherryfield Drive that currently serves the Cherryfield Drive Car Park. The junction is located c.40m to the west of the signalised junction with Webster Drive.

4.3.7 The proposed priority access junction will comprise a 5.5m wide carriageway, 7.5m kerb radii at the junction bell-mouth, and 2m wide footway provision on both sides of the carriageway.

4.3.8 In accordance with MfS for a 30mph speed limit, visibility splays of 2.4m x 43m can be achieved in both directions.

4.3.9 Figure 4.3 shows the proposed site access junction with Cherryfield Drive (Access 2), with the full drawing (**Drawing No. J32-6949-PS-002**) attached in Appendix D.

Figure 4.3 : Access 2 - Proposed Site Access Junction

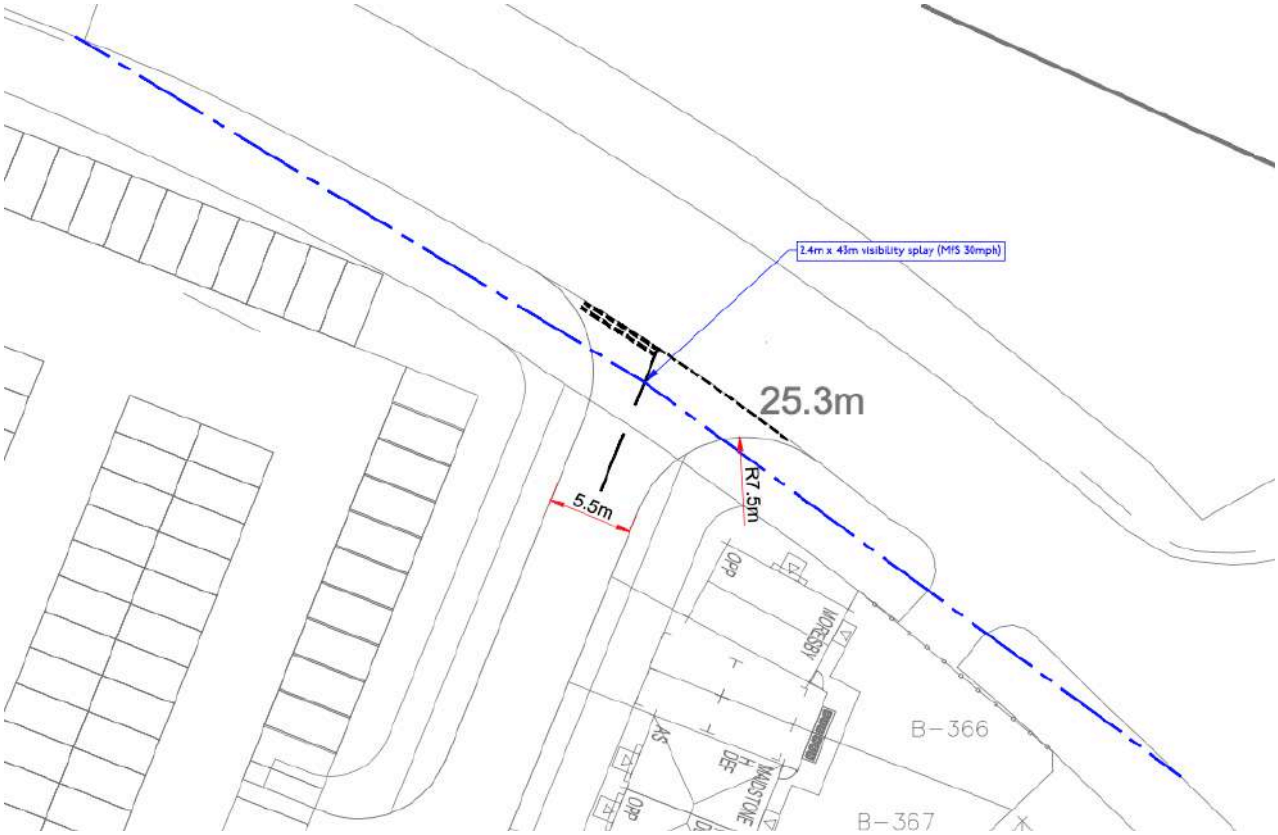

Access 3 – Cherryfield Drive

4.3.10 Access 3 will consist of a new priority junction from Cherryfield Drive towards the southeast of the site, c.130m to the north of the junction with Bewley Drive. There is an existing access junction in this location, however it is not currently in use and has been fenced off.

4.3.11 The proposed priority access junction will comprise an 6.75m wide carriageway, 7.5m kerb radii at the junction bell-mouth, and 2m wide footway provision on both sides of the carriageway.

4.3.12 In accordance with MfS for a 30mph speed limit, visibility splays of 2.4m x 43m can be achieved in both directions.

4.3.13 Figure 4.4 shows the proposed site access junction with Cherryfield Drive (Access 3), with the full drawing (**Drawing No. J32-6949-PS-003**) attached in Appendix D.

Figure 4.4 : Access 3 - Proposed Site Access Junction

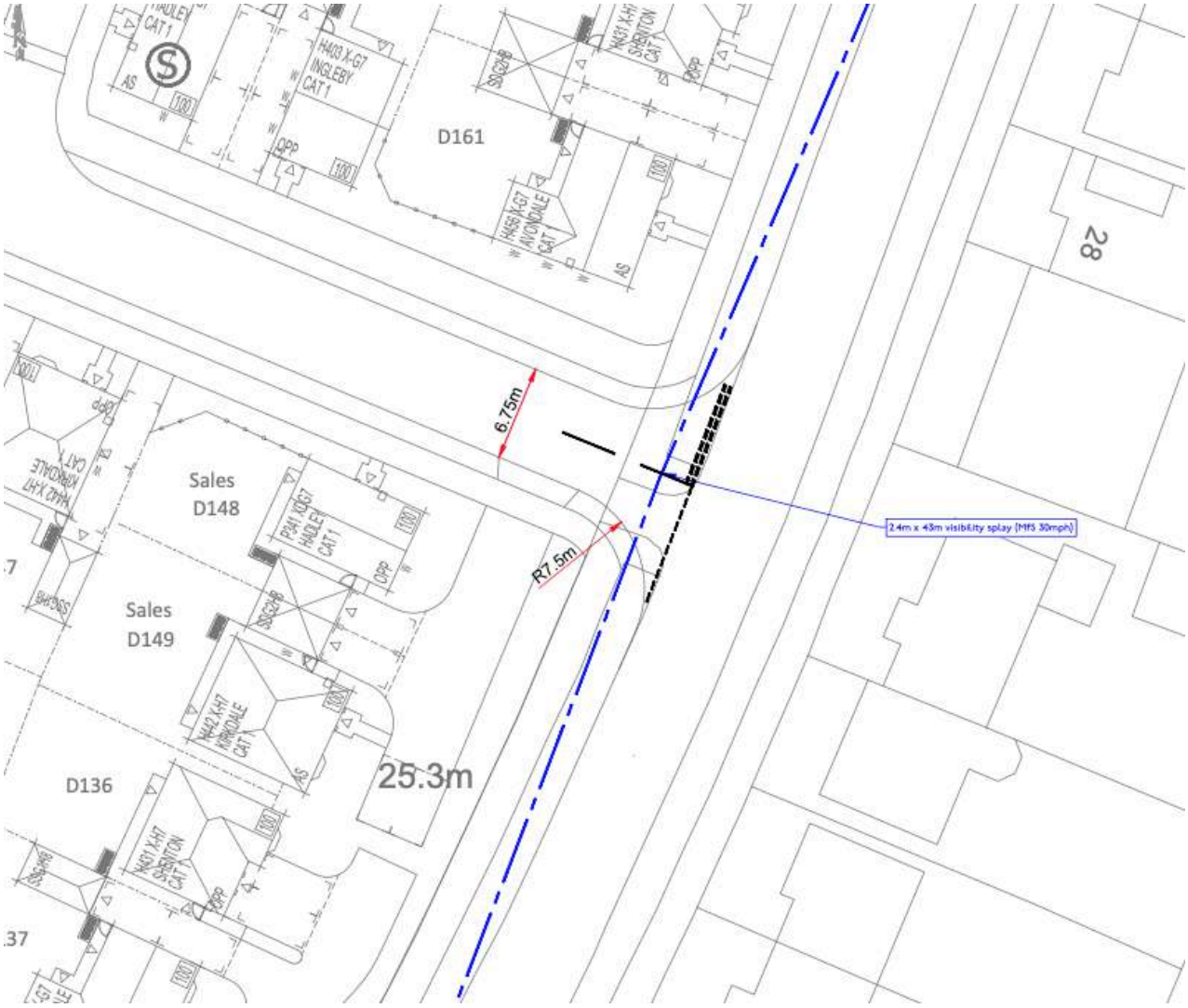

Access 4 – Bewley Drive

4.3.14 Access 4 will consist of a new priority junction on Bewley Drive towards the southwest corner of the development site, c.200m to the east of the signalised junction with Valley Road (A506).

4.3.15 The proposed priority access junction will comprise an 5.5m wide carriageway, 7.5m kerb radii at the junction bell-mouth, and 2m wide footway provision on both sides of the carriageway.

4.3.16 In accordance with MfS for a 30mph speed limit, visibility splays of 2.4m x 43m can be achieved in both directions.

4.3.17 Figure 4.4 shows the proposed site access junction with Bewley Drive (Access 4), with the full drawing (**Drawing No. J32-6949-PS-004**) attached in Appendix D.

Figure 4.5 : Access 4 - Proposed Site Access Junction

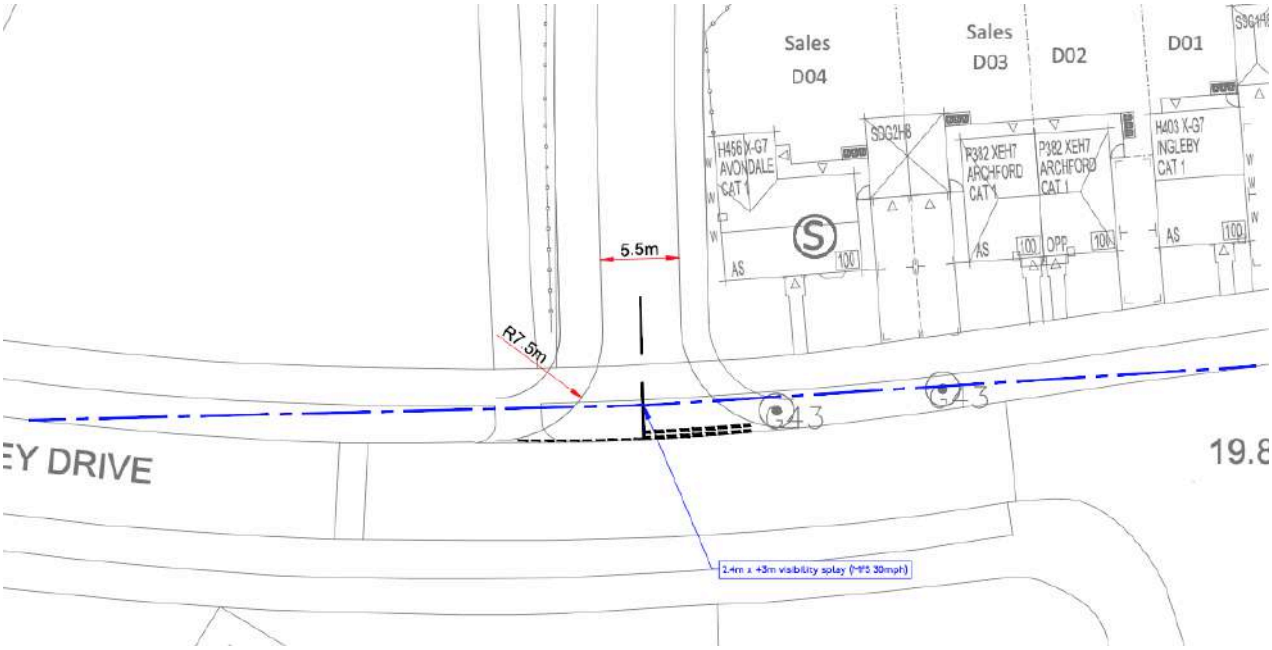

4.4 Pedestrian Access Arrangements

4.4.1 Pedestrian access to the proposed development will be provided at each of the four access junctions onto the local highway network, providing via 2m wide footway provision on each side of the carriageway.

4.4.2 In addition, the proposed site layout includes separate pedestrian access points on Cherryfield Drive and Bewley Drive, providing good levels of connectivity with the surrounding area and permeability through the site for pedestrians.

4.5 Servicing Arrangement

4.5.1 Swept path analysis has been undertaken for an 11.2m refuse collection vehicle, which is the largest vehicle expected to regularly use the site. The analysis demonstrates that the refuse collection vehicle can safely enter/egress from the development site via the four proposed access junctions.

4.5.2 Swept path analysis for a refuse collection vehicle at each access junction is shown in Figure 4.6 to Figure 4.9, with the full drawings (**Drawing No. J32-6949-PS-005 to 009**) attached in Appendix E.

Figure 4.6 : Swept Path Analysis – 11.2m Refuse Collection Vehicle (Access 1)

Figure 4.7 : Swept Path Analysis – 11.2m Refuse Collection Vehicle (Access 2)

Figure 4.8 : Swept Path Analysis – 11.2m Refuse Collection Vehicle (Access 3)

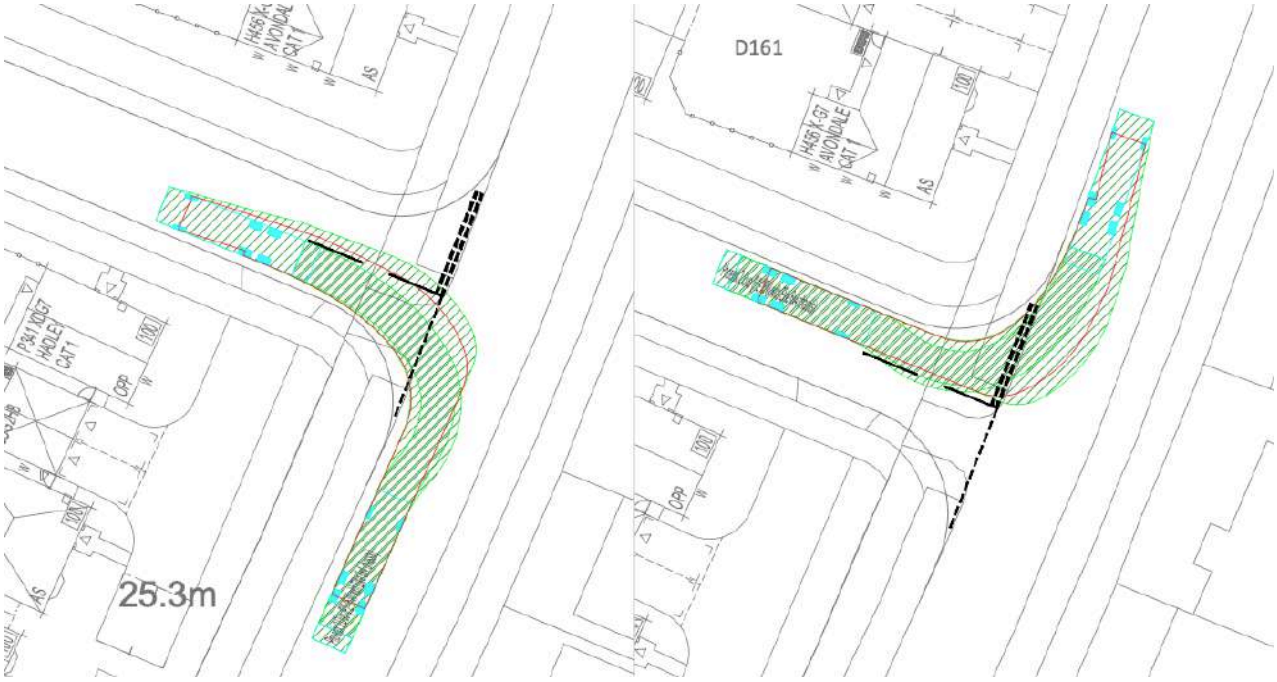

Figure 4.9 : Swept Path Analysis – 11.2m Refuse Collection Vehicle (Access 4)

4.6 Residential Parking Provision

4.6.1 KMBC's parking standards for residential developments are detailed in *'Ensuring a Choice of Travel'* SPD. Table 4.2 shows KMBC's parking standards for Use Class C3 (dwelling houses) in 'District and Local Centres'.

Table 4.2 : KMBC Parking Standards - District and Local Centre

Number of bedrooms	Maximum Car Parking	Minimum Cycle Parking
1 bedroom	1	1 (allocated) & 1 (communal)
2-3 bedrooms	2	2 (allocated) & 1 (communal)
4+ bedrooms	3	4 (allocated) & 2 (communal)

4.6.2 Residential car parking provision at the site has been provided in accordance with KMBC's adopted standards.

4.6.3 Cycle parking provision has also been provided in accordance with KMBC's adopted standards.

5. Sustainable Accessibility and Active Travel

5.1 Introduction

5.1.1 Current Government policy and guidance places significant emphasis on the promotion of sustainable transport modes for all new developments. This forms part of a long-term strategy to reduce the reliance on private car trips.

5.1.2 The National Planning Policy Framework (NPPF) sets out the Government's planning policies for England and outlines the important role that transport policies have to play in facilitating sustainable development.

5.1.3 Paragraph 109 states that *"significant development should be focused on locations which are or can be made sustainable, through limiting the need to travel and offering a genuine choice of transport modes. This can help to reduce congestion and emissions and improve air quality and public health. However, opportunities to maximise sustainable transport solutions will vary between urban and rural areas, and this should be taken into account in both plan-making and decision-making".*

5.1.4 The *'Ensuring a Choice of Travel'* SPD for Knowsley aims to encourage major developments to be located in areas that are accessible via sustainable transport methods including walking, cycling, and public transport.

5.1.5 Similarly, Policy CS7 in the 'Knowsley Local Plan Core Strategy' states that new developments should be: *'located and designed to prioritise accessibility and sustainable modes of travel through a choice of walking, cycling, public transport'.*

5.1.6 This chapter considers accessibility via sustainable modes of transport to the proposed development site, including access by public transport, cycle and on foot.

5.2 Pedestrian Accessibility

5.2.1 Guideline walking distances provided in the Chartered Institution of Highways and Transportation (CIHT) document *'Guidelines for Providing for Journeys on Foot (2000)'* are shown in Table 5.1.

Table 5.1 : CIHT Guideline Acceptable Walking Distances

Criteria	Town Centre	Commuting/Sight Seeing	Elsewhere
Desirable	200m	500m	400m
Acceptable	400m	1,000m	800m
Preferred Maximum	800m	2,000m	1,200m

5.2.2 The CIHT guidelines shown in Table 5.1 suggest that, for commuting purposes, up to 500m is a desirable walking distance, up to 1,000m is considered an acceptable walking distance and 1,000m is the preferred maximum walking distance.

5.2.3 Appropriate walking distances are dependent upon the location of the specific development; in more remote locations, people will be more likely to be prepared to walk further to their end destination. Similarly, appropriate walking distances are also dependent upon the standard of existing pedestrian infrastructure provision, with further walking distances achievable in locations with extensive and high-quality pedestrian footways, crossings and pedestrianised areas.

5.2.4 Figure 5.1 presents the local amenities accessible within 500m and 1,000m walking catchments from the site, as specified in CIHT guidance for commuting purposes.

Figure 5.1 : Walking Catchment Area

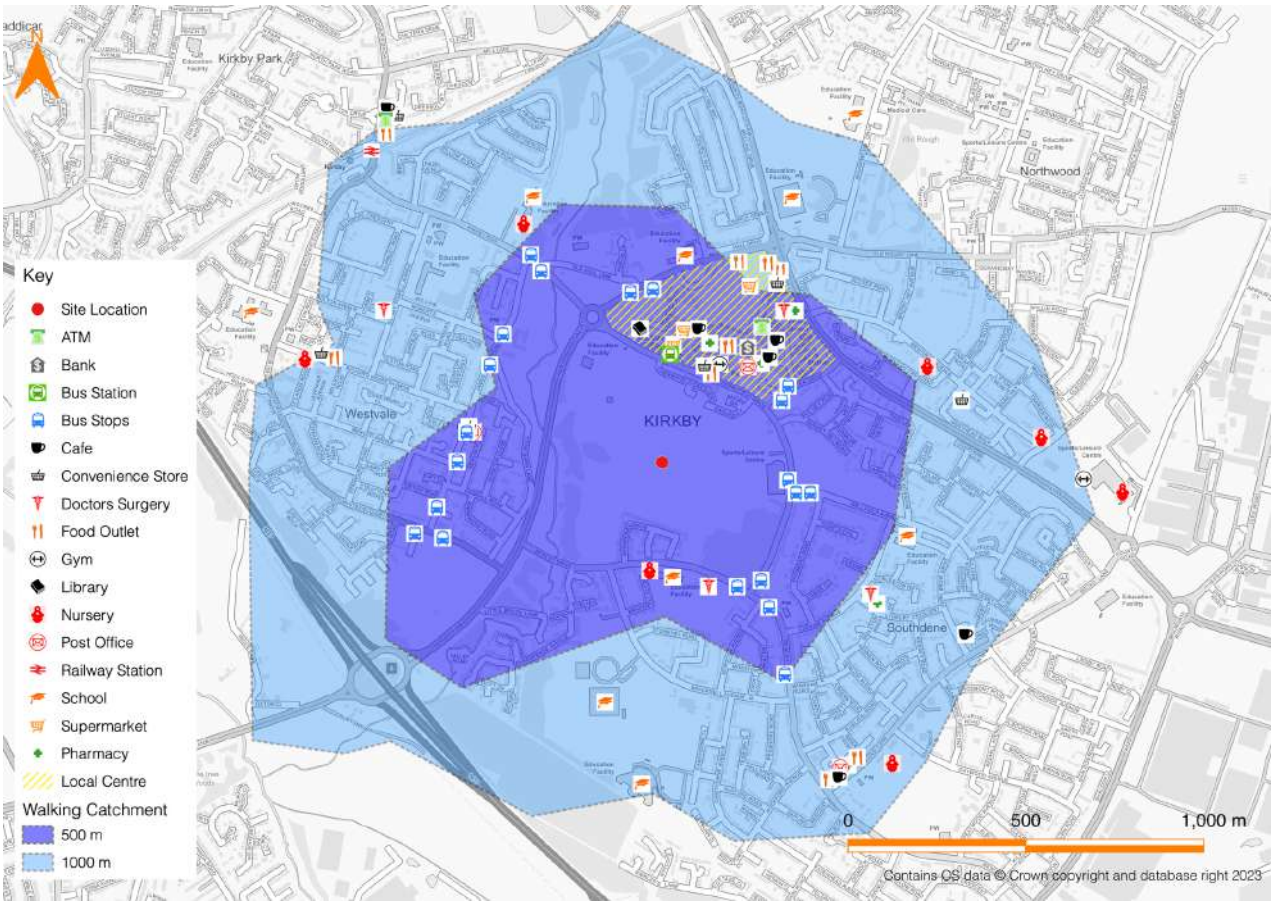

5.2.5 As shown in Figure 5.1, Kirkby Town Centre is located within a 500m walking catchment from the site, as well as Kirkby Bus Station and numerous bus stops.

5.2.6 Table 5.2 provides an indication of the distances and approximate walking times to a selection of local amenities. The distances have been measured from the access to the site; the times are based on an average walking speed of 1.4 metres per second and do not allow for waiting time to cross junctions. All distances were measured from the centre of the site.

Table 5.2 : Local Amenities – Distances and Walking Times

Amenity	Distance	Average Walking Time
St. Joseph the Worker Primary School	260m	3 minutes
Kirkby Bus Station	340m	3 minutes
Kirkby Town Centre	350m	4 minutes
Bus Stop on Cherryfield Drive s/b	350m	4 minutes
Bus Stop on Cherryfield Drive s/b	375m	4 minutes
Morrisons Supermarket	490m	6 minutes
Kirkby Retail Park	600m	7 minutes
Kirkby High School	625m	7 minutes
Kirkby Rail Station	1.0km	12 minutes

5.2.7 As shown in Table 5.2, an extensive range of facilities are accessible within a 500m walking catchment from the site. Multiple bus stops are accessible with a 500m walk, including bus stops on Cherryfield Drive providing services in both directions. Kirkby Bus Station is also c.340m (3-minute walk) from the site, providing a wide range of services.

5.2.8 Kirkby Town Centre is located adjacent to the site's northern boundary, and provides various amenities including Rowland's Pharmacy, a Costa Coffee and a Santander Bank.

5.2.9 Kirkby Retail Park, that includes a McDonald's, KFC and Taco Bell, is within c.600m (7-minute walk). A Morrison's supermarket is also accessible within c.490m (6-minute walk).

5.2.10 The site is also located within walking distance from several schools, including St. Joseph the Worker Primary School within c.260m (3-minute walk) and Kirkby High School within c.625m (7-minutes).

5.2.11 Kirkby Rail Station also lies within the 1,000m walking catchment from the site, an approximate 12-minute walk from the site.

5.2.12 The development is connected to local amenities via a network of good quality footways with dropped kerbs, signalised crossing points and good quality surfaces. This provides sufficient access to all uses, including those with various forms of disability. It has therefore been demonstrated that the site is well-placed in terms of pedestrian connectivity, with walking representing a realistic alternative to car trips.

5.3 Cycle Accessibility

5.3.1 As with pedestrian accessibility, the level of a site's cycle accessibility depends upon a combination of the distance from local amenities and the standard of existing cycle infrastructure. It should, however, be noted that that cycle infrastructure can include facilities shared with vehicles and pedestrians as well as dedicated cycle infrastructure.

5.3.2 In respect of acceptable cycle distances, 'Local Transport Note 1/20: Cycle Infrastructure Design', published by DfT, states that *'two out of every three personal trips are less than five miles in length - which is an achievable distance to cycle for most people'.*

5.3.3 Figure 5.2 presents the cycling catchment area around the proposed development site for 2km and 5km.

Figure 5.2 : Cycling Catchment Area

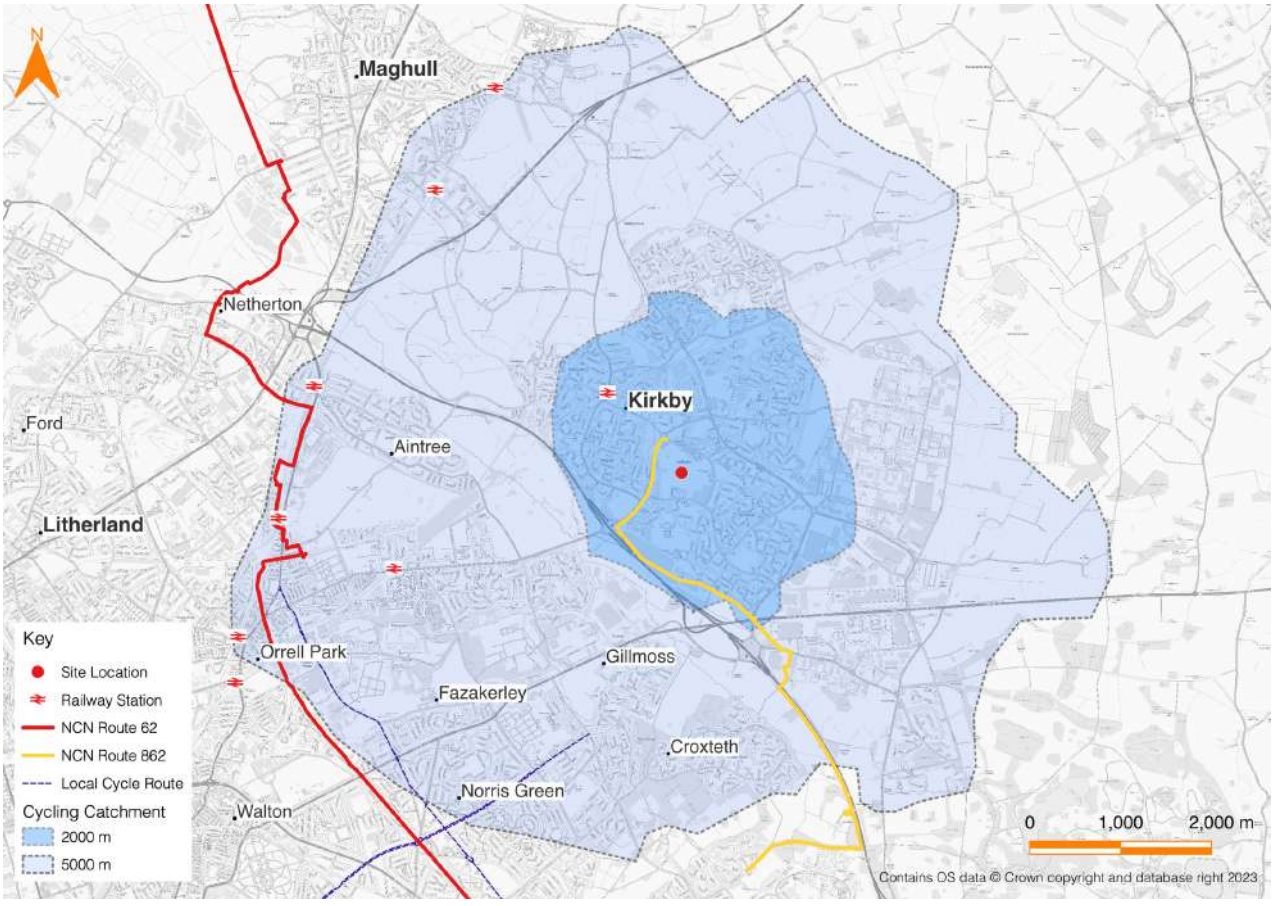

5.3.4 As shown in Figure 5.2, Kirkby Town Centre is located within a 2km cycle catchment. Aintree, Orrell Park and Croxteth are all located within the 5km cycle catchment area.

5.3.5 Kirkby Rail Station also lies within the 2km cycle catchment, c.1km north of the development site.

5.3.6 As shown in Figure 5.2, the site has direct access to NCN Route 862 which runs along the A508 (Valley Road) on the western boundary of the development site. It provides access between Kirkby and the Deysbrook / Stockbridge area.

5.3.7 NCN Route 62 is accessible within the 5km cycle catchment to the west of the site, providing a cycle route between Fleetwood and Selby via Warrington and Doncaster. A local cycle route is also shown in Figure 5.2 to enter the 5km cycle catchment to the south of the site.

5.3.8 The local area also benefits from a network of local cycle routes, as shown in Figure 5.3.

Figure 5.3 : Local Cycle Routes Map (source : KMBC)

5.3.9 As shown in Figure 5.3, Cherryfield Drive benefits from a suggested cycle route, with the A508 (Valley Road) benefitting from a traffic-free cycle route with a good surface, as discussed previously.

5.3.10 The extensive cycle network, that includes both national cycle routes and local routes, makes cycling a viable and realistic method travel to and from the site, particularly as an alternative to private car trips.

5.4 Public Transport

Local Bus Services

5.4.1 Bus stops are available on Cherryfield Drive on the eastern boundary of the development site, providing services in both directions. The site also benefits from Kirkby Bus Station on Cherryfield Drive on the northern boundary of the site, which provides a wide range of bus services.

5.4.2 Table 5.3 provides a summary of routes / times of local bus services accessible from these stops.

Table 5.3 : Local Bus Services – Kirkby Bus Station and Cherryfield Drive

Service No.	Route	Approx. Frequency (buses / hour)				
		AM	Off-Peak	PM	Sat	Sun
3	Huyton Bus Station – Halewood Shopping Centre	<1	No service	No service	<1	No service
3A	Fazakerley / Huyton – Liverpool John Lennon Airport	<1	No service	No service	<1	No service
14/14A /14C	Kirkby - Liverpool	<1	No service	No service	<1	No service
17A/17X	Liverpool City Centre – Kirkby	1	1	1	1	1
19	Liverpool City Centre - Kirkby	5	5	2	4	3
20/20X	Liverpool City Centre - Kirkby	4	4	4	3	2
21	Liverpool City Centre - Northwood	4	4	4	3	2
97/97A	Kirkby Circular	2	2	1	2	No service
133	Kirkby – Sefton - Crosby	1	1	1	1	No service
217/217A	Kirkby - Huyton	3	2	2	2	1
289	St Helens - Kirkby	No service	No service	No service	1	No service
297	St Helens – Kirkby	1	1	1	No service	No service
319 Trainlink	Kirkby - Skelmersdale	2	2	1	2	1
720/739/X725	Maghull High School Service	<1	No service	<1	No service	No service
732	Maricourt High School Service	<1	No service	<1	No service	No service

Service No.	Route	Approx. Frequency (buses / hour)				
		AM	Off-Peak	PM	Sat	Sun
X722	Deyes High School Service	<1	No service	<1	No service	No service

5.4.3 As shown in Table 5.3, regular bus services are available from Kirkby Bus Station and Cherryfield Drive, providing access to Liverpool City Centre, Crosby, Huyton, amongst others, as well as around Kirkby, including services to and from the rail station.

5.4.4 Multiple school-only services are also available to schools across Liverpool.

5.4.5 The proximity of Kirby Bus Station will provide future residents with convenient access to a wide range of local public bus services. The frequency of services throughout the week and weekend demonstrate that bus travel is a realistic method of travel for future residents, particularly as an alternative to private car trips.

Rail Services

5.4.6 The closest rail station to the site is Kirkby Station c.1km northwest of the site, and within both the 1,000m walking catchment and 2km cycle catchment.

5.4.7 Kirkby Rail Station is also accessible via the local bus route network, including the 20, 21, 97, 217 and 319 Trainlink services from Kirkby Bus Station. This bus journey takes approximately 10 minutes.

5.4.8 A summary of the direct rail services from Kirkby Station is highlighted in Table 5.4.

Table 5.4 : Direct Rail Services – Kirkby Station

Destination	Approx. Frequency	Approx. Journey Time
Headbolt Lane	3 services / hour	2 minutes
Liverpool Central *via Fazakerley, Rice Lane, Kirkdale, Sandhills and Moorfields*	3 services / hour	20 minutes

5.4.9 As shown in Table 5.4, 3no. services per hour (a train every 20 minutes) are available from Kirkby Station to Liverpool City Centre. Local stations are also accessible via this route, including Fazakerley and Kirkdale.

5.4.10 3no. services per hour (a train every 20 minutes) are available also from Kirkby Station to Headbolt Lane.

5.4.11 This demonstrates the high accessibility of the site via rail, specifically as an alternative to private car trips, for accessing Liverpool City Centre and surrounding suburbs.

5.5 Minimum Accessibility Standard Assessment (MASA)

5.5.1 In accordance with KMBC's *'Ensuring a Choice of Travel'* SPD, a Minimum Accessibility Standard Assessment (MASA) has been undertaken for the site.

5.5.2 The SPG includes a questionnaire to be completed by the Applicant. Based on a review of the SPG the application site is considered to fall under the 'Major' scale category as it comprises over 50no. units.

5.5.3 A summary of the MASA results is shown in Table 5.5 and the full questionnaire is attached in Appendix F.

Table 5.5 : MASA Assessment

Mode	Minimum Score Required	Score Achieved
Access on Foot	4	4
Access by Cycle	5	5
Access by Public Transport	5	5
Vehicle Access and Parking	1	3
Total	15	17

5.6 Promoting Sustainable Travel via Travel Plans

5.6.1 It should be noted that this TA has been produced in parallel with an Interim Travel Plan (ITP) report, which outlines initial strategies and measures for encouraging residents to travel by sustainable modes, rather than single occupancy car trips.

5.7 Summary

5.7.1 In summary, it has been shown that the site is highly accessible via sustainable modes of travel, including walking, cycling and public transport - thereby offering a realistic and convenient alternative to single occupancy car trips. This includes the following:

- Existing footways on the local highway network, providing safe and direct walking routes to local bus services and local amenities;
- The development site is located within close proximity of Kirkby Town Centre, which provides local amenities including food outlets, cafes and supermarkets;
- Access to national and local cycle routes, providing designated routes to a range of local destinations;
- The nearest bus stops are located on Cherryfield Drive adjacent to the site, as well as being served by Kirkby Bus Station also on Cherryfield Drive;

- Regular bus services are accessible from the site, providing services to a range of destinations including Liverpool City Centre, as well as local schools, throughout the week and on weekends;

- Kirkby Rail Station is located c.1km (12-minute walk) from the site, providing direct train services to Liverpool City Centre and Headbolt Lane with intermediate stops at local destinations; and

- A MASA score of 17, with scores for sustainable modes meeting or exceeding the minimum requirements.

5.7.2 Overall, the development site benefits from accessibility via a range of sustainable modes of travel, including walking routes, cycle routes and public transport services, which collectively offer an alternative to private car trips.

5.7.3 The site is therefore compliant with the NPPF which states in paragraph 114 that: *'in assessing sites that may be allocated for development in plans, or specific application for development, it should be ensured that: a) appropriate opportunities to promote sustainable transport modes can be – or have been – taken up, given the type of development and its location'.*

5.7.4 Furthermore, the proposals accord with paragraph 116 of the NPPF which states that: *'applications for development should: a) give priority first to pedestrian and cycle movements, both within the scheme and with neighbouring areas; and second – so far as possible – to facilitating access to high quality public transport, with layouts that maximise the catchment area for bus or other public transport services, and appropriate facilities that encourage public transport use'.*

6. Trip Generation and Distribution

6.1 Residential Trip Generation

6.1.1 To quantify the traffic impact of the development on the local highway network, a trip generation exercise has been undertaken for the proposed residential development. Person trip rates have been derived from the TRICS database (v7.9.3) using the *'Residential – Houses Privately Owned'* land use category.

6.1.2 TRICS surveys conducting between February 2020 and February 2022 were removed due to the impact of the COVID 19 pandemic on travel behaviour travel behaviour.

6.1.3 In line with the *'TRICS Good Practice Guide 2021'*, no surveys were excluded on the basis of geographical region. The study undertaken by TRICS revealed that there is a significantly higher correlation between location type and resulting trip rates than there is between region and resulting trip rates.

6.1.4 The guidance recommends that regional selection should not be a major consideration when applying trip rate calculation filtering criteria. The guidance also indicates that location type is one of the most influential factors in terms of trip generation, and therefore should be one of the main filtering considerations. For this reason, the following locations were selected:

- Locations : *Edge of Town Centre and Suburban Area*
- Sub-Categories : *Residential Zone*

Modal Share Data

6.1.5 To inform the modal split anticipated at the development site, method of travel to work 2011 Census data for residents within the 'Knowsley 003' Middle-Layer Super Output Area (MSOA) was obtained. This is shown in Table 6.1.

Table 6.1 : 'Knowsley 003' Modal Share Data – Census 2011

Mode of Travel	Knowsley 003 – Modal Share
Driving a car or van	49%
On foot	15%
Bus, minibus or coach	12%
Passenger in a car or van	9%
Train	7%
Taxi	4%
Bicycle	2%
Work mainly at or from home	2%
Total	100%

6.1.6 Table 6.1 indicates that approximately 49% of residents in 'Knowsley 003' drive to work. The census data also shows that the remaining 51% of work trips are made using sustainable modes, car-sharing or working from home.

TRICS Trip Rates

6.1.7 The person TRICS trip rates during the AM and PM peaks are summarised in Table 6.2. Full TRICS outputs are attached in Appendix G.

Table 6.2 : TRICS Trip Rates (per dwelling) – Person Trips

TRICS Land Use Category	AM Peak Hour (08:00-09:00)			PM Peak Hour (17:00-18:00)		
	Arrive	Depart	Total	Arrive	Depart	Total
Trip Rate *Residential – Houses Privately Owned*	0.194	0.830	**1.024**	0.648	0.364	**1.012**
Proposed Development (807no. units)	157	670	**827**	523	294	**817**

6.1.8 As shown in Table 6.2, the proposed development is expected to generate **827** two-way person trips during the AM peak hour and **817** two-way person trips during the PM peak hour.

6.1.9 To estimate the number of person trips made by car or van, the modal share percentage of 49% for 'car/van driver' from Table 6.1 has been applied to the total person trips shown in Table 6.2. The resulting car/van trips are for the proposed development are shown in Table 6.3.

Table 6.3 : Trip Generation – Vehicle Trips Based on Modal Share

TRICS Land Use Category	AM Peak Hour (08:00-09:00)			PM Peak Hour (17:00-18:00)		
	Arrive	Depart	Total	Arrive	Depart	Total
People Trips	157	670	**827**	523	294	**817**
Vehicle Trips	77	327	**404**	256	144	**400**

6.1.10 On the basis that residents are expected to utilise the closest access junction, the total vehicle trips shown in Table 6.3 have been split equally across the 4no. proposed site accesses. As such it is assumed that each access would serve around 202 dwellings.

6.1.11 Table 6.4 shows the forecast AM and PM vehicle trips at each of the site accesses.

Table 6.4 : Access Trip Generation – Vehicle Trips Based on Modal Share

Access	No. of Dwellings	AM Peak Hour (08:00-09:00)			PM Peak Hour (17:00-18:00)		
		Arrive	Depart	Total	Arrive	Depart	Total
1	202	19	82	**101**	64	36	**100**
2	202	19	82	**101**	64	36	**100**
3	202	19	82	**101**	64	36	**100**
4	201	19	82	**101**	64	36	**100**

6.1.12 As shown in Table 6.4, it is expected that **101** two-way trips will be made at each site access point during the AM peak hour, and **100** two-way trips will be made via one site access point during the PM peak hour.

6.2 Residential Trip Distribution

6.2.1 A trip distribution exercise has been undertaken based on 2011 Census Data (Location of usual residence and place of work) for 'Car Drivers' residing in Middle Layer Super Output Area (MSOA) 'Knowsley 003'.

6.2.2 The data has been used to inform the pattern of arrivals and departures to / from the site to / from the top 30 MSOAs across the northwest of England. MSOAs that fell outside of the top 30 were grouped together by local authority districts (LADs) and the remaining trips were distributed across a further 24no. LADs. Please note that any MSOA's included within the top 30 were omitted from their corresponding LAD to avoid double counting.

6.2.3 A summary of the trip distribution is shown in Table 6.5 with full calculations attached in Appendix H.

Table 6.5 : 2011 Census – Trip Distribution

MSOA / LAD	Total	Percentage
Knowsley 005	191	17%
Knowsley 003	90	8%
Liverpool 058	39	3%
Liverpool 001	31	3%
Liverpool 062	31	3%
Liverpool 060	27	2%
Knowsley 001	25	2%
Liverpool 005	22	2%
Liverpool 004	20	2%
Sefton 037	18	2%
Sefton 027	17	1%
Liverpool 061	16	1%
Knowsley 009	15	1%
Knowsley 015	15	1%
West Lancashire 007	14	1%
Knowsley 016	14	1%
Knowsley 017	14	1%
Knowsley 020	14	1%
Liverpool 026	14	1%
Liverpool 014	13	1%
Knowsley 004	12	1%
Sefton 029	11	1%
West Lancashire 015	10	1%
Liverpool 008	10	1%
Liverpool 037	10	1%
Sefton 020	10	1%
Knowsley 007	9	1%
Liverpool 002	9	1%
Liverpool 028	9	1%
Liverpool 031	9	1%
Bolton	3	0%
Manchester	6	1%

MSOA / LAD	Total	Percentage
Oldham	2	0%
Rochdale	2	0%
Salford	10	1%
Stockport	1	0%
Trafford	5	0%
Wigan	14	1%
Knowsley	27	2%
Liverpool	115	10%
St. Helens	41	4%
Sefton	62	5%
Wirral	30	3%
Halton	18	2%
Warrington	26	2%
Cheshire West and Chester	6	1%
Cheshire East	3	0%
Copeland	1	0%
Eden	1	0%
South Lakeland	1	0%
Chorley	2	0%
Preston	3	0%
South Ribble	1	0%
West Lancashire	21	2%
Total	1,140	100%

6.2.4 The percentage distributions shown in Table 6.5 were assigned to routes across the local highway network based on expected journey times to the above locations.

6.2.5 As shown in Table 6.5, 8% of trips are distributed internally within the Knowsley 003 MSOA. For route assignment purposes, it was assumed that the origin / destination of these trips was Irlam Drive.

6.2.6 Development trips were distributed to the route origin / destinations shown in Table 6.6 and assigned based on expected journey to / from these locations. The full traffic route assignment calculations are attached in Appendix H. The network diagrams attached in Appendix I also present the development trip distribution and route assignment.

Table 6.6 : Origin Destination Assessment

Origin / Destination	Distribution
M57 S	27%
A506 Valley Road S	25%
A5208 County Road E	22%
M57 N	11%
Irlam Drive	8%
A506 County Road N	3%
Old Rough Lane	1%
Arbour Lane	1%
Kirkby Row	1%
Whitefield Drive	1%
Total	100%

6.2.7 It should be noted that the route assignment exercise was undertaken for each of the 4no. site accesses. The individual trip distribution, route assignment and resulting trips for each of the access junctions is presented on the network diagrams attached in Appendix I.

6.3 Car Park Trip Generation

6.3.1 On the basis that the capacity of proposed car park is to be decreased, forecast trip generation has been calculated based on existing AM and PM peak hour arrivals and departures derived from a manual classified count (MCC) at the existing access.

6.3.2 The existing car park currently provides 248no. spaces accessed off Cherryfield Drive to the west of its junction with Webster Drive. The capacity of the new car park will be decreased to 239no. spaces and the proposed access will remain as existing.

6.3.3 A summary of existing AM and PM peak hour arrivals and departures is shown in Table 6.7, on the basis that the car park capacity will decrease by 9no. spaces from 248no. spaces to 239no. spaces.

Table 6.7 : Existing vs Proposed Car Park Peak Hour Trips

Scenario	AM Peak Hour (08:00-09:00)			PM Peak Hour (17:00-18:00)		
	Arrive	Depart	Total	Arrive	Depart	Total
Existing (248no.)	80	7	**87**	34	66	**100**
Proposed (239no.)	77	7	**84**	33	64	**97**
Change	-3	0	-3	-1	-2	-4

6.3.4 The proposed alterations to the car park will result in a net decrease of **3**no. two-way trips during the AM peak and a net decrease of **4**no. two-way trips during the PM peak.

6.4 Car Park Trip Distribution

6.4.1 To assess the impact of the reduced trips generated by the expansion to the car park, the existing distribution of arrivals and departures was determined based on the turning proportions derived from the MCC survey undertaken at the car park access.

6.4.2 Once the distribution of arrivals and departures was determined, the existing car park trips were re-assigned to the new access. The net decrease in trips generated by the proposed alterations to the car park were then removed from the network using the existing distribution derived from the survey data.

6.4.3 The car park trip distribution, route assignment and trip generation are presented on the network diagrams attached in Appendix I.

7. Traffic Impact Assessment

7.1 Introduction

7.1.1 On the basis that the proposed development will result in an increase of 30 or more two-way vehicle movements during the AM or PM peak period, it is proposed to undertake capacity analysis at the following off-site junctions:

- Bewley Drive / Cherryfield Drive
- Bewley Drive / A506 Valley Road / Whitefield Drive
- M57 Junction 6
- Cherryfield Drive / Webster Drive
- Cherryfield Drive / A506 / Kirkby Row
- A5208 County Road / Webster Drive
- A5208 County Road / Park Brow Drive / Simonswood Lane
- A5208 County / Broad Lane / Arbour Lane

7.1.2 All 4no. of the proposed site access junctions will also be assessed.

7.2 Base Traffic Flows

7.2.1 Manual classified count (MCC) and queue length surveys were undertaken at the junctions listed above on Thursday 20th October 2022, which represents a neutral weekday. All raw survey data is attached in Appendix J.

7.2.2 The 2022 base traffic flow data is shown in the network diagrams attached in Appendix I.

7.3 Committed Development

7.3.1 The following committed developments have been considered:

- **20/00193/FUL** – Residential development comprising 266no. dwellings;
- **20/00124/FUL** – Erection of B8 warehousing/distribution centre, c.79,187 sqm; and
- **19/00337/OUT** – Erection of a c.97,000 sqm mixed-use development.

7.3.2 Committed development flows have also been included for the above developments with development flows and distributions taken from the approved Transport Assessments. The resulting committed development flows for each scheme are presented on the network diagrams attached in Appendix I.

7.4 Assessment Scenarios

7.4.1 The assessment periods over which the above flows are considered on the local highway network are based on the AM and PM network peak hours derived for each junction from the traffic survey data.

1.1.1 The junction capacity assessments were undertaken for the following scenarios during the weekday AM and PM peak hours:

- 2022 Base (LRN and SRN)
- 2028 Base + Committed (LRN Only)
- 2028 Base + Committed + Development (LRN Only)
- 2033 Base + Committed (SRN Only)
- 2033 Base + Committed + Development (SRN Only)

7.4.2 The 2028 future year scenario is intended to replicate traffic conditions 5-years post application submission on junctions assessed that form part of the local highway network (LRN).

7.4.3 In accordance with Paragraph 25 of Circular 02/2013 and line with National Highways (NH) requirements for forward planning purposes, the future year assessment of the strategic road network (SRN) junctions will be 10 years post application for a future year of 2033.

7.5 Future Year Traffic Growth

7.5.1 To robustly represent future traffic conditions on the local highway network, TEMPRO v7.2 calibrated with the National Transport (NTM AF15) dataset has been used to generate traffic growth factors based on the site's MSOA, 'Knowsley 003' for the weekday AM and PM peak periods.

7.5.2 Future year growth factors were applied to the 2022 base flows to generate future baseline flows for 2028.

7.5.3 A summary of the AM and PM peak period TEMPRO growth factors is shown in Table 7.1.

Table 7.1 : TEMPRO Growth Factors (Knowsley 003 MSOA)

Day / Time Period	2022 - 2028	2022-2033
Weekday AM Period	1.060	1.113
Weekday PM Period	1.056	1.106

7.5.4 Traffic flow network diagrams for the 2022 base year and 2028 / 2033 future years are attached in Appendix I.

7.6 Capacity Assessment Tools

Junctions 9 – ARCADY and PICADY

7.6.1 The industry standard traffic software package Junctions 9 (ARCADY and PICADY) has been used to model roundabouts (ARCADY) and priority junctions (PICADY) across the study area.

7.6.2 As an assessment tool, ARCADY and PICADY results are typically reported for the following performance statistics:

- Ratio of Flow to Capacity (RFC):
- Max Queue in PCUs; and
- Delay in seconds per PCU

7.6.3 A Ratio of Flow to Capacity (RFC) value of 0.85 or less typically demonstrates that a junction arm or turning movement is operating within practical capacity and is therefore unlikely to experience regular queuing. However, junctions that are operating between 0.85 and 1.00 are considered to be operating within theoretical capacity. Any junction operating over 1.00 is considered to be operating outside of typically acceptable thresholds of capacity.

7.6.4 The queue results are measured in Passenger Car Units (PCU) and the delay results are measured in seconds per vehicle.

LinSig

7.6.5 The industry standard traffic software package LinSig (v3) has been used to model signalised junctions across the study area during the AM and PM peak periods. As an assessment tool, LinSig results are typically reported for the following performance statistics:

- Degree of Saturation (DoS) %
- Mean Maximum Queue (MMQ) (PCU); and
- Practical Reserve Capacity (PRC) %

7.6.6 DoS is expressed as a percentage and is reported for an individual link. It can be defined as the ratio of flow to capacity for the link. A DoS% value of 90% typically demonstrates that a link is operating within capacity.

7.6.7 MMQ is expressed in PCUs and represents the maximum queue within a typical cycle averaged over all the cycles within the modelled time period.

7.6.8 PRC is expressed as a percentage and is reported for each stage stream. The PRC % is calculated from the maximum DoS% on a link controlled by the stage stream and is a measure of how much additional traffic could pass through a junction controlled by the stage stream whilst maintaining a maximum DoS of 90% on all links.

7.7 Site Access 1 / Cherryfield Drive

7.7.1 A summary of the junction capacity results at the Site Access 1 / Cherryfield Drive junction are summarised in Table 7.2, with the full PICADY outputs included in Appendix K.

Table 7.2 : Site Access / Cherryfield Drive Junction – Capacity Modelling Results

Arm	Weekday AM Peak			Weekday PM Peak		
	Queue (PCU)	Delay (s)	RFC	Queue (PCU)	Delay (s)	RFC
2028 Base + Committed + Development						
Site Access 1	0.2	9.69	0.19	0.1	9.33	0.09
Cherryfield Drive W	0.0	4.34	0.04	0.3	4.80	0.12

7.7.2 The analysis shows that the proposed site access is expected to operate comfortably within capacity and with negligible levels of queuing and delay in the 2028 base + committed + development scenarios.

7.8 Site Access 3 / Cherryfield Drive

7.8.1 A summary of the junction capacity results at the Site Access 3 / Cherryfield Drive junction are summarised in Table 7.3, with the full PICADY outputs included in Appendix L.

Table 7.3 : Site Access / Cherryfield Drive Junction – Capacity Modelling Results

Arm	Weekday AM Peak			Weekday PM Peak		
	Queue (PCU)	Delay (s)	RFC	Queue (PCU)	Delay (s)	RFC
2028 Base + Development						
Site Access 1	0.3	10.58	0.21	0.1	9.70	0.0

Arm	Weekday AM Peak			Weekday PM Peak		
	Queue (PCU)	Delay (s)	RFC	Queue (PCU)	Delay (s)	RFC
Cherryfield Drive N	0.0	5.03	0.01	0.1	5.17	0.04

7.8.2 The analysis shows that the proposed site access is expected to operate comfortably within capacity and with negligible levels of queuing and delay in the 2028 base + committed + development scenarios.

7.9 Site Access 4 / Bewley Drive

7.9.1 A summary of the junction capacity results at the Site Access 4 / Bewley Drive junction are summarised in Table 7.4, with the full PICADY outputs included in Appendix M.

Table 7.4 : Site Access / Cherryfield Drive Junction – Capacity Modelling Results

Arm	Weekday AM Peak			Weekday PM Peak		
	Queue (PCU)	Delay (s)	RFC	Queue (PCU)	Delay (s)	RFC
2028 Base + Development						
Site Access 1	0.3	10.56	0.21	0.1	9.81	0.10
Bewley Drive E	0.0	4.75	0.01	0.1	4.85	0.05

7.9.2 The analysis shows that the proposed site access is expected to operate comfortably within capacity and with negligible levels of queuing and delay in the 2028 base + committed + development scenarios.

7.10 Bewley Drive / Cherryfield Drive Junction

7.10.1 A summary of the junction capacity results at the Bewley Drive / Cherryfield Drive junction are summarised in Table 7.5, with the full PICADY outputs included in Appendix N.

Table 7.5 : Bewley Drive / Cherryfield Drive Junction – Capacity Modelling Results

Arm	Weekday AM Peak			Weekday PM Peak		
	Queue (PCU)	Delay (s)	RFC	Queue (PCU)	Delay (s)	RFC
2022 Base						
Cherryfield Drive	1.1	15.37	0.53	1.2	15.97	0.54
Bewley Drive E	0.5	6.83	0.26	0.7	7.22	0.34

Arm	Weekday AM Peak			Weekday PM Peak		
	Queue (PCU)	Delay (s)	RFC	Queue (PCU)	Delay (s)	RFC
2028 Base + Committed						
Cherryfield Drive	1.3	16.91	0.56	1.3	17.61	0.58
Bewley Drive E	0.5	6.96	0.28	0.8	7.44	0.36
2028 Base + Committed + Development						
Cherryfield Drive	2.6	28.72	0.73	3.0	33.38	0.77
Bewley Drive E	0.5	7.06	0.29	0.9	7.68	0.38

7.10.2 The analysis shows that the Bewley Drive / Cherryfield Drive priority junction is expected to operate within capacity and with minor levels of queuing in in all scenarios, including the 2028 base + committed + development scenarios.

7.11 A5208 County Road / Webster Drive Junction

7.11.1 A summary of the junction capacity results at the A5208 County Road / Webster Drive priority junction are summarised in Table 7.6, with the full PICADY outputs included in Appendix O.

Table 7.6 : A5208 County Road / Webster Drive Junction – Capacity Modelling Results

Arm	Weekday AM Peak			Weekday PM Peak		
	Queue (PCU)	Delay (s)	RFC	Queue (PCU)	Delay (s)	RFC
2022 Base						
Webster Drive	0.9	15.07	0.47	0.7	14.50	0.41
A5208 County Road W	0.5	10.28	0.33	0.4	11.55	0.29
2028 Base + Committed						
Webster Drive	1.4	22.56	0.58	1.2	23.08	0.54
A5208 County Road W	0.6	11.36	0.37	0.5	13.81	0.34
2028 Base + Committed + Development						
Webster Drive	3.5	45.21	0.79	2.0	33.94	0.67
A5208 County Road W	0.6	11.53	0.37	0.6	14.77	0.38

7.11.2 The analysis shows that the A5208 County Road / Webster Drive priority junction is expected to operate within capacity and with minor levels of queuing in in all scenarios, including the 2028 base + committed + development scenarios.

7.12 A506 / Cherryfield Drive / Kirkby Row Roundabout

7.12.1 A summary of the junction capacity results at the A506 / Cherryfield Drive / Kirkby Row Roundabout junction are summarised in Table 7.7, with the full ARCADY outputs included in Appendix P.

Table 7.7 : A506 / Cherryfield Drive / Kirkby Row Roundabout – Capacity Modelling Results

Arm	Weekday AM Peak			Weekday PM Peak		
	Queue (PCU)	Delay (s)	RFC	Queue (PCU)	Delay (s)	RFC
2022 Base						
Cherryfield Drive	0.3	3.49	0.26	0.5	3.41	0.31
A506 Valley Road S	0.6	2.92	0.38	0.9	3.55	0.47
Kirkby Row	0.7	3.59	0.40	0.4	3.19	0.29
A506 Valley Road N	1.7	6.74	0.64	1.0	4.68	0.51
2028 Base + Committed						
Cherryfield Drive	0.4	3.72	0.28	0.5	3.65	0.34
A506 Valley Road S	0.7	3.15	0.42	1.0	3.85	0.51
Kirkby Row	0.8	3.91	0.43	0.4	3.34	0.31
A506 Valley Road N	2.2	7.95	0.69	1.3	5.23	0.56
2028 Base + Committed + Development						
Cherryfield Drive	0.6	4.33	0.38	0.6	3.89	0.38
A506 Valley Road S	0.8	3.29	0.44	1.3	4.31	0.56
Kirkby Row	0.8	4.06	0.44	0.5	3.55	0.32
A506 Valley Road N	2.3	8.34	0.70	1.4	5.84	0.59

7.12.2 The analysis shows that the A506 / Cherryfield Drive / Kirkby Row Roundabout junction is expected to operate within capacity and with minor levels of queuing and delay in all scenarios, including the 2028 base + committed + development scenarios.

7.13 A5208 / Arbour Lane / Broad Lane Roundabout

7.13.1 A summary of the junction capacity results at the A5208 / Arbour Lane / Broad Lane Roundabout junction are summarised in Table 7.8, with the full ARCADY outputs included in Appendix Q.

Table 7.8 : A5208 / Arbour Lane / Broad Lane Roundabout – Capacity Modelling Results

Arm	Weekday AM Peak			Weekday PM Peak		
	Queue (PCU)	Delay (s)	RFC	Queue (PCU)	Delay (s)	RFC
2022 Base						
Commercial Access	0.1	3.83	0.11	0.1	3.87	0.06
A5208 SE	0.5	2.10	0.32	0.9	2.81	0.47
Broad Lane	0.1	2.62	0.11	0.1	2.96	0.08
A5208 NW	0.4	1.98	0.30	0.3	1.74	0.22
Arbour Lane	0.3	3.75	0.20	0.7	4.79	0.43
2028 Base + Committed						
Commercial Access	0.2	4.32	0.18	0.3	5.03	0.25
A5208 SE	0.6	2.28	0.36	1.2	3.42	0.54
Broad Lane	0.2	2.87	0.15	0.1	3.47	0.13
A5208 NW	0.6	2.21	0.36	0.4	1.94	0.28
Arbour Lane	0.3	4.29	0.26	0.9	5.75	0.49
2028 Base + Committed + Development						
Commercial Access	0.2	4.44	0.19	0.3	5.12	0.25
A5208 SE	0.6	2.31	0.36	1.3	3.56	0.56
Broad Lane	0.2	2.89	0.15	0.1	3.55	0.13
A5208 NW	0.6	2.29	0.38	0.4	1.97	0.29
Arbour Lane	0.4	4.41	0.26	1.0	5.87	0.49

7.13.2 The analysis shows that the A5208 / Arbour Lane / Broad Lane Roundabout junction is expected to operate within capacity and with minor levels of queuing and delay in all scenarios, including the 2028 base + committed + development scenarios.

7.14 A5208 County Road / Simonswood Lane / Park Bow Drive Signal Junction

7.14.1 A summary of the junction capacity results at the A5208 County Road / Simonswood Drive / Park Bow Drive signal junction are summarised in Table 7.9 to Table 7.11, with the full LinSig outputs included in Appendix R.

7.14.2 For the purposes of this assessment, it was assumed that the 'all red pedestrian stage' was called every other cycle during the AM and PM peak hours.

Table 7.9 : 2022 Base – LinSig Results

Arm	AM Peak			PM Peak		
	DoS (%)	Delay (PCUHr)	Queue (PCU)	DoS (%)	Delay (PCUHr)	Queue (PCU)
A5208 County Road E Ahead / Left	66.3	4.5	10.4	69.2	5.6	15.5
A5208 County Road E Ahead / Right	62.9	3.9	9.0	67.5	5.1	14.0
A5208 County Road W Ahead / Left	67.3	4.6	10.9	69.4	4.2	9.2
A5208 County Road W Ahead / Right	67.3	4.5	10.7	69.1	4.1	8.9
Simonswood Lane	66.7	4.6	11.0	68.7	4.4	9.3
Park Bow Drive	46.4	2.7	6.6	59.6	3.3	7.2
Total Delay (PCU/Hr)		24.92			26.60	
PRC%		33.7			29.7	

Table 7.10 : 2028 Base + Committed – LinSig Results

Arm	AM Peak			PM Peak		
	DoS (%)	Delay (PCUHr)	Queue (PCU)	DoS (%)	Delay (PCUHr)	Queue (PCU)
A5208 County Road E Ahead / Left	78.9	6.2	13.5	82.3	7.9	20.4
A5208 County Road E Ahead / Right	76.0	5.5	12.0	80.9	7.3	18.7
A5208 County Road W Ahead / Left	78.3	6.3	14.7	81.4	6.0	11.9
A5208 County Road W Ahead / Right	78.4	6.3	14.6	81.2	5.9	11.7
Simonswood Lane	77.8	5.9	13.4	82.4	5.9	11.9
Park Bow Drive	55.1	3.2	7.8	70.3	4.1	8.8
Total Delay (PCU/Hr)		33.40			37.08	
PRC%		14.0			9.2	

Table 7.11 : 2028 Base + Committed + Development – LinSig Results

Arm	AM Peak			PM Peak		
	DoS (%)	Delay (PCUHr)	Queue (PCU)	DoS (%)	Delay (PCUHr)	Queue (PCU)
A5208 County Road E Ahead / Left	80.8	6.5	13.8	86.8	9.2	22.4
A5208 County Road E Ahead / Right	79.6	6.0	12.8	85.9	8.6	21.0
A5208 County Road W Ahead / Left	79.8	6.7	15.2	86.1	6.9	13.2
A5208 County Road W Ahead / Right	79.5	6.6	14.9	85.7	6.7	12.8
Simonswood Lane	80.6	6.2	13.7	86.7	6.5	12.2
Park Bow Drive	58.2	3.4	7.9	63.8	3.7	8.0
Total Delay (PCU/Hr)		35.36			41.56	
PRC%		11.4			3.7	

7.14.3 The modelling results show that in the worst-case scenario for the 2028 assessment year, all approaches are expected to operate with a DoS below 90%. The modelling results show that in the 2028 with development scenario, both the AM and PM peak period are expected to operate with a PRC% of 11.4% and 3.7% respectively and that the proposed development would result in only minor increases to MMQs and delay.

7.15 Cherryfield Drive / Webster Drive / Site Access Signal Junction (Site Access 2)

7.15.1 A summary of the junction capacity results at the existing Cherryfield Drive / Webster Drive / Site Access 2 junction are summarised in Table 7.12 to Table 7.14, with the full LinSig outputs included in Appendix S.

Table 7.12 : 2022 Base - LinSig Results

Arm	AM Peak			PM Peak		
	DoS (%)	Delay (PCUHr)	Queue (PCU)	DoS (%)	Delay (PCUHr)	Queue (PCU)
Cherryfield Drive E	68.6	4.1	10.1	69.3	4.3	10.8
Cherryfield Drive W	44.1	2.8	9.0	41.1	2.6	8.5
Webster Drive	67.0	4.4	10.0	68.1	4.6	10.2
Cherryfield Drive WB	17.3	0.1	0.1	17.5	0.1	0.1
Car Park Access	0.5	0.0	0.0	13.7	0.1	0.1

Arm	AM Peak			PM Peak		
	DoS (%)	Delay (PCUHr)	Queue (PCU)	DoS (%)	Delay (PCUHr)	Queue (PCU)
Cherryfield Drive WB Ahead Right	24.3	0.2	0.2	19.7	0.1	0.1
Total Delay (PCU/Hr)		11.50			11.67	
PRC%		31.2			29.9	

Table 7.13 : 2028 Base + Committed – LinSig Results

Arm	AM Peak			PM Peak		
	DoS (%)	Delay (PCUHr)	Queue (PCU)	DoS (%)	Delay (PCUHr)	Queue (PCU)
Cherryfield Drive E	73.5	4.6	11.1	73.7	4.8	11.8
Cherryfield Drive W	45.8	2.9	9.4	42.5	2.6	8.8
Webster Drive	73.2	5.1	11.0	74.5	5.2	11.4
Cherryfield Drive WB	18.2	0.1	0.1	18.4	0.1	0.1
Car Park Access	0.5	0.0	0.0	13.8	0.1	0.1
Cherryfield Drive WB Ahead Right	25.6	0.2	0.2	20.8	0.1	0.1
Total Delay (PCU/Hr)		12.81			12.97	
PRC%		22.4			20.8	

Table 7.14 : 2028 Base + Committed + Development - LinSig Results

Arm	AM Peak			PM Peak		
	DoS (%)	Delay (PCUHr)	Queue (PCU)	DoS (%)	Delay (PCUHr)	Queue (PCU)
Cherryfield Drive E	82.4	5.8	13.2	80.7	5.7	13.5
Cherryfield Drive W	49.4	3.1	10.5	44.2	2.8	9.3
Webster Drive	82.5	6.3	12.7	80.8	6.1	12.6
Cherryfield Drive WB	19.0	0.1	0.1	19.2	0.1	0.1
Car Park Access	17.2	0.1	0.1	20.5	0.1	0.1
Cherryfield Drive WB Ahead Right	28.3	0.2	0.2	26.7	0.2	0.2
Total Delay (PCU/Hr)		15.72			15.07	
PRC%		9.0			11.3	

7.15.2 The modelling results show that in the worst-case scenario for the 2028 assessment year, all approaches are expected to operate with a DoS below 90%. The modelling results show that in the worst case 2028 with development scenario, both the AM and PM peak period are expected to operate with a PRC% of 9.0% and 11.3% respectively.

7.16 A506 Valley Road / Whitefield Drive / Bewley Drive Signal Junction

7.16.1 A summary of the junction capacity results at the existing A506 Valley Road / Whitefield Drive / Bewley Drive signal junction are summarised in Table 7.15 to Table 7.17, with the full LinSig outputs included in Appendix T.

7.16.2 On review of the MCC survey video footage, it was established that the stage containing the 'all red' pedestrian phase across Bewley drive and across the southbound arm of Valley Road were called less than 5 times on average during each peak hour. As such, all base and future year models were run without these stages. Furthermore, the 2022 base model MMQ queue lengths validated more closely with the observed average queue lengths when these stages were not called.

Table 7.15 : 2022 Base –LinSig Results

Arm	AM Peak			PM Peak		
	DoS (%)	Delay (PCUHr)	Queue (PCU)	DoS (%)	Delay (PCUHr)	Queue (PCU)
A506 Valley Road N Ahead Left	52.2	3.4	11.6	41.0	2.5	8.5
A506 Valley Road N Ahead	51.4	3.3	11.6	40.6	2.5	8.5
Bewley Drive Left Right	74.1	5.6	13.4	68.3	5.1	13.3
A506 Valley Road NB Link Ahead	15.1	0.3	2.9	16.9	0.3	0.7
A506 Valley Road NB Link Ahead	34.1	0.8	9.7	55.9	0.9	3.3
A506 Valley Road NB Link Right	74.1	5.2	10.4	63.8	3.4	5.7
Whitefield Drive Left Right	75.0	6.4	17.8	69.3	5.3	13.0
A506 Valley Road SB Link Ahead	57.6	2.6	7.8	43.8	1.6	5.6
A506 Valley Road SB Link Right Ahead	75.1	4.6	11.4	67.7	4.7	7.4
A506 Valley Road S Ahead Left	43.2	2.6	8.8	56.4	3.4	13.2
A506 Valley Road S Ahead	57.2	4.0	10.0	69.2	4.8	16.9
Total Delay (PCU/Hr)		38.92			34.64	
PRC%		19.9			29.8	

Table 7.16 : 2028 Base + Committed - LinSig Results

Arm	AM Peak			PM Peak		
	DoS (%)	Delay (PCUHr)	Queue (PCU)	DoS (%)	Delay (PCUHr)	Queue (PCU)
A506 Valley Road N Ahead Left	64.3	4.8	14.6	47.2	2.8	9.1
A506 Valley Road N Ahead	63.5	4.8	14.6	47.0	2.8	9.1
Bewley Drive Left Right	74.3	4.8	14.5	76.3	5.7	13.6
A506 Valley Road NB Link Ahead	17.2	5.8	14.2	16.4	0.3	0.7
A506 Valley Road NB Link Ahead	38.8	0.3	1.1	60.7	1.0	1.5
A506 Valley Road NB Link Right	71.8	0.5	1.2	63.5	3.3	5.4
Whitefield Drive Left Right	84.3	5.0	6.9	75.4	5.8	13.9
A506 Valley Road SB Link Ahead	64.8	8.5	22.8	49.7	1.6	5.5
A506 Valley Road SB Link Right Ahead	84.3	2.6	16.2	78.3	5.3	8.5
A506 Valley Road S Ahead Left	49.1	6.4	23.7	64.9	4.1	14.6
A506 Valley Road S Ahead	64.2	3.2	10.1	78.1	6.1	19.3
Total Delay (PCU/Hr)		47.05			39.04	
PRC%		6.7			14.9	

Table 7.17 : 2028 Base + Committed + Development - LinSig Results

Arm	AM Peak			PM Peak		
	DoS (%)	Delay (PCUHr)	Queue (PCU)	DoS (%)	Delay (PCUHr)	Queue (PCU)
A506 Valley Road N Ahead Left	74.2	6.3	17.8	53.8	3.5	10.6
A506 Valley Road N Ahead	73.4	6.2	17.7	53.4	3.5	10.6
Bewley Drive Left Right	87.2	8.8	20.1	82.0	6.9	16.2
A506 Valley Road NB Link Ahead	19.0	0.3	1.1	20.3	0.3	1.0
A506 Valley Road NB Link Ahead	41.5	0.6	1.4	65.3	1.3	9.7
A506 Valley Road NB Link Right	84.8	6.8	9.0	80.9	5.5	13.3
Whitefield Drive Left Right	90.9	11.0	26.1	82.9	7.1	15.6
A506 Valley Road SB Link Ahead	71.9	3.4	20.6	51.0	1.6	6.1
A506 Valley Road SB Link Right Ahead	90.5	9.0	30.8	83.3	6.0	9.3
A506 Valley Road S Ahead Left	47.4%	3.0	10.0	65.2	4.1	15.5
A506 Valley Road S Ahead	63.6	4.7	12.3	83.1	7.2	23.5

Arm	AM Peak			PM Peak		
	DoS (%)	Delay (PCUHr)	Queue (PCU)	DoS (%)	Delay (PCUHr)	Queue (PCU)
Total Delay (PCU/Hr)		60.38			47.37	
PRC%		-1.0			8.1	

7.16.3 The modelling results show that in the 2028 with development scenario, both the AM and PM peak period are expected to operate with a PRC% of -1.0 % and 8.1% respectively and that the proposed development would result in only minor increases to MMQs and delay above the 2028 base + committed scenario.

7.17 M57 Junction 6 Signalised Roundabout

7.17.1 A summary of the junction capacity results at the existing M57 Junction 6 signalised roundabout junction are summarised in Table 7.18 to Table 7.20, with the full LinSig outputs included in Appendix U.

7.17.2 On review of the MCC survey video footage, it was established that the stage containing the pedestrian stages across the southbound on-slip and the northbound offslip were called very infrequently. As such, all base and future year models were run without these stages. Furthermore, the 2022 base model MMQ queue lengths validated more closely with the observed average queue lengths when these stages were omitted.

Table 7.18 : 2022 Base – LinSig Results

Arm	AM Peak			PM Peak		
	DoS (%)	Delay (PCUHr)	Queue (PCU)	DoS (%)	Delay (PCUHr)	Queue (PCU)
A506 Valley Road E Left	47.3	1.6	6.8	35.5	1.3	5.7
A506 Valley Road E Left Ahead	62.7	3.2	7	53.1	2.7	6.3
M57 NB Offslip Left	79.8	5.3	13.1	66.3	4.4	12.3
M57 NB Offslip Ahead	45.6	2.1	5.9	68.6	4.8	13.3
A506 Valley Road W Ahead Left	57.5	2.5	9.4	67.4	4.2	15.1
A506 Valley Road W Ahead	56.8	2.5	9.2	66.7	4.2	14.9
M57 SB Offslip Ahead Left	50.5	2	4.3	66.5	3.1	5.9
M57 SB Offslip Ahead	49.7	2	4.3	64.8	3	5.8
NB Off Valley Road E Circ Ahead	78.6	7	7.9	69.6	6.6	8.8
NB Off Valley Road E Circ Right	66.8	1.3	4.9	41.4	0.4	0.4
SB ON Ped Ahead	42.9	0.4	0.4	34.2	0.3	0.3
SB ON Ped Ahead	19.8	0.1	0.1	12.8	0.1	0.1
SB On NB Off Circ Ahead	66.3	3.8	9.3	57.9	2.9	8
SB On NB Off Circ Right Ahead	78.3	5.5	12.8	58.4	2.9	8
NB Off Valley Road W Circ Right Ahead	58.2	2.5	5.3	69	5.3	12.9
NB Off Valley Road W Circ Right	35.1	1.5	4	42.6	2.9	7.9
NB On SB Off Circ Ahead	44.1	1.4	4.7	52	1.8	8.7
NB On SB Off Circ Right Ahead	67.2	2.2	6	70	2.8	9.7
Total Delay (PCU/Hr)		46.98			53.55	
PRC%		12.7			28.7	

Table 7.19 : 2033 Base + Committed – LinSig Results

Arm	AM Peak			PM Peak		
	DoS (%)	Delay (PCUHr)	Queue (PCU)	DoS (%)	Delay (PCUHr)	Queue (PCU)
A506 Valley Road E Left	54.9	2.8	11.7	40.1	1.5	6.8
A506 Valley Road E Left Ahead	79.8	6.2	12.9	59.5	3.3	7.4
M57 NB Offslip Left	83.9	7.8	20.2	73.3	5.3	14.3
M57 NB Offslip Ahead	48.6	3.0	9.2	78.1	6.2	16.6
A506 Valley Road W Ahead Left	61.1	3.4	14.3	75.3	5.4	18.4
A506 Valley Road W Ahead	60.3	3.4	14.1	74.5	5.3	18.1
M57 SB Offslip Ahead Left	58.0	3.1	6.7	74.6	3.8	7.0
M57 SB Offslip Ahead	57.4	3.1	6.8	72.7	3.7	6.8
NB Off Valley Road E Circ Ahead	84.9	11.6	15.7	77.0	7.6	10.8
NB Off Valley Road E Circ Right	59.7	0.9	8.3	45.8	0.4	0.5
SB ON Ped Ahead	48.6	0.5	0.5	38.3	0.3	0.3
SB ON Ped Ahead	22.3	0.1	0.1	14.1	0.1	0.1
SB On NB Off Circ Ahead	71.5	6.0	16.6	64.5	3.7	10.4
SB On NB Off Circ Right Ahead	84.9	9.0	20.9	65.3	3.8	10.7
NB Off Valley Road W Circ Right Ahead	65.3	4.0	9.2	78.2	6.5	15.2
NB Off Valley Road W Circ Right	37.3	2.3	6.3	48.4	3.3	9.0
NB On SB Off Circ Ahead	45.9	1.8	7.0	58.7	2.2	10.0
NB On SB Off Circ Right Ahead	69.5	2.8	9.2	78.4	3.6	11.5
Total Delay (PCU/Hr)		71.68			65.82	
PRC%		6.0			14.8	

Table 7.20 : 2033 Base + Committed + Development – LinSig Results

Arm	AM Peak			PM Peak		
	DoS (%)	Delay (PCUHr)	Queue (PCU)	DoS (%)	Delay (PCUHr)	Queue (PCU)
A506 Valley Road E Left	60.0	3.2	13.5	41.9	1.6	7.2
A506 Valley Road E Left Ahead	87.5	8.1	19.2	61.2	3.2	7.6
M57 NB Offslip Left	87.8	8.9	21.6	69.8	4.8	13.8
M57 NB Offslip Ahead	53.5	3.5	10.1	82.9	7.2	19.0
A506 Valley Road W Ahead Left	63.8	3.8	15.4	81.2	6.6	20.8
A506 Valley Road W Ahead	62.9	3.8	15.2	80.4	6.5	20.7
M57 SB Offslip Ahead Left	57.0	3.1	6.8	81.8	4.7	8.2
M57 SB Offslip Ahead	55.4	3.0	6.7	75.4	3.9	7.2
NB Off Valley Road E Circ Ahead	87.0	11.8	16.1	81.5	7.8	11.3
NB Off Valley Road E Circ Right	61.8	0.9	8.3	49.8	0.5	0.5
SB ON Ped Ahead	52.1	0.5	0.5	40.3	0.3	0.3
SB ON Ped Ahead	23.4	0.2	0.2	14.2	0.1	0.1
SB On NB Off Circ Ahead	73.7	6.0	16.9	70.2	4.4	11.9
SB On NB Off Circ Right Ahead	88.9	10.1	22.4	71.1	4.5	12.2
NB Off Valley Road W Circ Right Ahead	68.3	4.5	10.3	81.2	7.4	16.9
NB Off Valley Road W Circ Right	36.9	2.4	6.6	50.9	3.8	10.0
NB On SB Off Circ Ahead	48.0	2.0	7.4	63.3	2.5	11.2
NB On SB Off Circ Right Ahead	71.9	3.1	8.9	83.2	4.5	13.2
Total Delay (PCU/Hr)		78.85			74.29	
PRC%		1.2			8.2	

7.17.3 The modelling results show that in the worst-case scenario for the 2033 assessment year, all approaches are expected to operate with a DoS below 90%. The modelling results show that in the 2033 with development scenario, both the AM and PM peak period are expected to operate with a PRC% of 1.2% and 8.2% respectively and that the proposed development would result in only minor increases to MMQs and delay above the 2033 base + committed scenario.

7.18 Summary

7.18.1 Overall, the junction capacity analysis shows that the proposed development is expected to have a low impact on the local highway network, with low increases in queuing, delay and impact on capacity. The analysis shows that the proposed development will not have a severe impact on the local highway network, which is the threshold stated by NFFP (Paragraph 115) under which development should not be refused on highways grounds.

8. Summary and Conclusion

8.1 Summary

8.1.1 Mode Transport Planning has been appointed by Barratt and David Wilson Homes North West to provide transport planning and highways advice in relation to a full planning application for a residential development on Cherryfield Drive in Kirkby, Knowsley.

8.1.2 The proposed development includes 807no. residential dwellings, with vehicular access proposed via 2no. new access junctions and 2no. amended existing access junctions on the local highway network.. The proposed development also includes changes to the existing Cherryfield Drive Car Park.

8.1.3 The analysis in this report has been carried out in accordance with current policy, guidance, and best practice. The results demonstrate that:

- Following a review of the most recent Personal Injury Collision records, there is no evidence to show the proposed development will have a detrimental impact on highway safety;
- In accordance with local and national policy, the site is accessible by a range of sustainable modes of transport, including walking, cycling, bus services and rail. These travel options provide a realistic alternative to single occupancy car travel, particularly for commuting trips;
- The proposed access arrangements and their visibility splays comply with the relevant highway design standards;
- Swept path analysis demonstrates that an 11.2m waste collection vehicle can enter and exit the site in a forward gear, and manoeuvre safely within the site;
- The proposed on-site parking provision complies with Knowsley Metropolitan Borough Council's local parking standards;
- The junction capacity analysis demonstrates that the proposed development impact on the local and strategic highway network is expected to be low and is not considered 'severe' in the 2028 and 2033 with development scenarios.
- Overall, it can be concluded that the proposed development will not have a severe impact, which is the threshold stated by NPPF (Paragraph 115) under which development should not be refused on highways grounds.

8.2 Conclusion

8.2.1 In conclusion, based on the evidence and analysis within this report, there should be no highways or transport planning reasons that prevent this planning application from being approved.

APPENDICES

APPENDIX A Scoping Correspondence

Knowsley Council	# Highway Observations Memo **Transportation and Traffic Services**

Date:	28/09/2022
To:	Mode Transport Planning
Planning App. No:	
Proposal:	Cherryfield Drive Proposal
Location:	

Trip Generation

It should be noted that the actual trip generation for the development site is not strictly agreed.

Through KMBC Highways own assessment, circa 90-100 additional two-way trips were derived in comparison to those outlined by the highway consultant.

However, the distribution of trips from the site itself, this being that each access serves approx. 180 dwellings, is accepted as a logical spread. When considering these trips from each of the 4 access / egress points, then KMBC's assessment would see an additional approximate 20/30 trips at each of the accesses. This would constitute as circa 1 additional vehicle every 2 minutes, which in all considerations is small and would be unlikely to push any of the site accesses over capacity.

The proposed trip generation, as well as split over the site accesses, is accepted. This is subject to suitable Care Home trip generation also being presented.

Methodology to derive the car park trip generation, through surveying the current car park is also agreed.

Trip Distribution

The overall trip distribution is not necessarily disagreed, and it does largely follow what could be expected in terms of attractors in the area. I do think however, for the new signal junction (access 2) which is to be created to Webster Drive, to be assessed without any right turning traffic being included is wrong. A sensitivity test will need to be included to assess the signalised access, which will include all turning movements

Traffic Assessment

Future years of assessment are agreed and use of TEMPRo is also agreed.

The junctions proposed for assessment are appropriate. However, given that Junction 6 of the M57 is to be assessed, then National Highways will be required to be consulted.

Committed Development

21/00744/FUL – This will not need to be assessed as the application is yet to be granted planning permission and should not be considered committed development as a result

20/00193/FUL – Approximately 30% of the development is occupied and so this number of trips could be removed from the sites trip generation as they should be accounted for through surveys

17/00559/FUL – Town Centre development is now completed and will not need to be included

19/00337/OUT – This site will need to be included. It has approval, takes access from the Arbour Lane Roundabout and is yet to be completed

20/00124/FUL - This site will need to be included as it has approval and is yet to be completed

Other Comments

Visibility in accordance with the speed limit of the roads will need to be provided at all new access pointes, i.e 2.4m x 43m

Swept path for an 11.2m refuse vehicle will need to be provided throughout the site

As a minimum, a shared cycle connection will need to be provided from Site Access 4 west to connect with the existing shared cycle facilities along the A506

KMBC Contacts

Please contact Kirsty.Morris@knowsley.gov.uk for traffic signal information

Please contact eliot.burke@knowsley.gov.uk for accident data (Crash Map information will not be accepted)

APPENDIX B Personal Injury Collision Data

Cherryfield Drive - 5 Year

No.	Area	L/A	Reference	Severity	Day	Date	Time	Grid Coords	Link/Node	Street
1		E08000011	1801770	Slight	Saturday	28/07/2018	12:00	340530/398148		

Location: WHITEFIELD DRIVE SEGMENT 2 TO 272 WHITEFIELD DRIVE **1st Rd:** B5192 **2nd Rd:**

Speed	C'Way	Jct Det/Ctrl	Lighting	Weather	Rd Surf	PedX - Human	- Phy Fac	Special	Hazard
30 MPH	Single c'way	NotJCT	Daylight	Fine Wind	Dry	None	None	None	None

Veh	Vehicle type	Towing	Manoeuvre	Dir	Veh loc	Junct. loc	Skidding	Hit obj in	Left cway	Hit obj off	Sex	Age	B/
1	Car	No	O/T on N/S	S SW	On main	Not at	No	None		None	Male	30	N/
2	Car	No	Parked	P P	On main	Not at	No	None		None	Male	27	N/

Cas No	Veh ref	Cas Class	Sex	Age	Severity	Car Pass	Ped Direction	Ped Movement	Ped location	School Pupil
2	2	Drv/Rider	Male	27	Slight	No	Not ped	Not ped	Not ped	Other

Description: VEHICLE 002 (FORD FOCUS RO63OUN) HAS BEEN STAIONARY PARKED ON DOUBLE YELLOWS AND PARTIALLY ON THE PAVEMENT FACING VALLEY ROAD DIRECTION. VEHICLE 001 (MAZDA 5 ND07NUH) HAS BEEN TRAVELLING ALONG WHITEFIELD DRIVE AT AN UNKNOWN SPEED. THERE WERE NO OBSTRUCTIONS PRIOR TO COLLIDING WITH VEHICLE 002. DRIVER OF 001 FAILS TO SEE STATIONARY 002 AND COLLIDES WITH REAR OFFSIDE OF 002. ON SPEAKING WITH DRIVER OFF 001 HE DID NOT SEE VEHICLE 002.THE DRIVER OF 002 DID NOT SEE HOW THE COLLISION OCCURED.

User Information:

No.	Area	L/A	Reference	Severity	Day	Date	Time	Grid Coords	Link/Node	Street
2		E08000011	1802010	Serious	Saturday	02/12/2017	18:00	340661/398159		

Location: BEWLEY DRIVE and VALLEY ROAD **1st Rd:** U **2nd Rd:** A506

Speed	C'Way	Jct Det/Ctrl	Lighting	Weather	Rd Surf	PedX - Human	- Phy Fac	Special	Hazard
40 MPH	Single c'way	T/Stag ATS	Dark/lights lit	Fine	Wet	None	None	None	None

Veh	Vehicle type	Towing	Manoeuvre	Dir	Veh loc	Junct. loc	Skidding	Hit obj in	Left cway	Hit obj off	Sex	Age	B/
1	M/cycle 50 - 1	No	Going ahead	N S	On main	Mid junction	No	None		None	Male	18	-v
2	Car	No	Right turn	S E	On main	Mid junction	No	None		None	Male	25	-v

Cas No	Veh ref	Cas Class	Sex	Age	Severity	Car Pass	Ped Direction	Ped Movement	Ped location	School Pupil
1	1	Drv/Rider	Male	18	Serious	No	Not ped	Not ped	Not ped	Other
2	2	Passenger	Female	26	Slight	Front	Not ped	Not ped	Not ped	Other

Description: V002 IS TRAVELLING ALONG VALLEY ROAD WAITING TO TURN RIGHT INTO BEWLEY DRIVE, V001 CONTRAVENES RED TRAFFIC SIGNAL AND COLLIDES WITH V002 CONDUCTING THE MANOUVRE.

User Information:

No.	Area	L/A	Reference	Severity	Day	Date	Time	Grid Coords	Link/Node	Street
3		E08000011	1840458	Slight	Tuesday	27/11/2018	07:30	340682/398142		

Location: BEWLEY DRIVE and VALLEY ROAD **1st Rd:** U **2nd Rd:** A506

Speed	C'Way	Jct Det/Ctrl	Lighting	Weather	Rd Surf	PedX - Human	- Phy Fac	Special	Hazard
30 MPH	Single c'way	Other ATS	Dark/lights lit	Other	Wet	None	Ped Phase	None	None

Veh	Vehicle type	Towing	Manoeuvre	Dir	Veh loc	Junct. loc	Skidding	Hit obj in	Left cway	Hit obj off	Sex	Age	B/
1	Pedal Cycle	No	Going ahead	N S	On main	Junt appr	No	None		None	Male	27	N/
2	Car	No	Going ahead	E W	On main	Enter main	No	None		None	Male	38	-v

Cas No	Veh ref	Cas Class	Sex	Age	Severity	Car Pass	Ped Direction	Ped Movement	Ped location	School Pupil
1	1	Drv/Rider	Male	27	Slight	No	Not ped	Not ped	Not ped	Other

Description: HEAVY TRAFFIC BUILD UP DUE TO RUSH HOUR TRAFFIC AND ROADWORKS ON VALLEY ROAD IN KIRKBY. VEHICLE HAS TURNED OFF VALLEY ROAD ONTO BEWLEY DRIVE WHERE TRAFFIC WAS MOVING SLOWLY. AS VEHICLE HAS COMPLETED TURN ONTO BEWLEY DRIVE, THE VEHICLE HAS BEEN DRIVING AT 10 TO 15 MPH. A CYCLIST HAS THEN COLLIDED INTO THE SIDE OF THE VEHICLE T BONED CAUSING DAMGE TO THE FRONT AND REAR OF THE DRIVER'S SIDE OF THE VEHICLE.

User Information:

No.	Area	L/A	Reference	Severity	Day	Date	Time	Grid Coords	Link/Node	Street
4		E08000011	1910637	Serious	Tuesday	05/03/2019	11:40	340678/398144		

Location: BEWLEY DRIVE and VALLEY ROAD **1st Rd:** U **2nd Rd:** A506

Speed	C'Way	Jct Det/Ctrl	Lighting	Weather	Rd Surf	PedX - Human	- Phy Fac	Special	Hazard
40 MPH	Single c'way	Other ATS	Daylight	Fine	Dry	None	Pelican	None	None

Veh	Vehicle type	Towing	Manoeuvre	Dir	Veh loc	Junct. loc	Skidding	Hit obj in	Left cway	Hit obj off	Sex	Age	B/
1	Car	No	Right turn	SW NE	On main	Mid junction	No	None		None	Male	44	-v
2	Car	No	Going ahead	NE SW	On main	Mid junction	No	None		None	Female	28	N/

Cas No	Veh ref	Cas Class	Sex	Age	Severity	Car Pass	Ped Direction	Ped Movement	Ped location	School Pupil
1	2	Passenger	Female	0	Serious	Front	Not ped	Not ped	Not ped	Other

Description: 001 TURNING RIGHT WITH GREEN FILTER ARROW INTO SIDE ROAD. 002 TRAVELLING AHEAD COLLIDES WITH 001 AS IT CROSSES ITS PATH.

User Information:

No.	Area	L/A	Reference	Severity	Day	Date	Time	Grid Coords	Link/Node	Street
5		E08000011	1911312	Slight	Sunday	12/05/2019	19:15	340865/398766		

Location: CHERRYFIELD DRIVE **1st Rd:** U **2nd Rd:** A506

Speed	C'Way	Jct Det/Ctrl	Lighting	Weather	Rd Surf	PedX - Human	- Phy Fac	Special	Hazard
30 MPH	Single c'way	R'dabt Give	Daylight	Fine	Dry	None	None	None	None

Veh	Vehicle type	Towing	Manoeuvre	Dir	Veh loc	Junct. loc	Skidding	Hit obj in	Left cway	Hit obj off	Sex	Age	B/
1	Car	No	Lt hand bend	E W	On main	Ent r'about	No	Bollard	Nearside	Barr	Male	47	N/
2	Car	No	Rt hand bend	NE SW	On main	Leave r'about	No	None	Nearside	None	Male	42	N/

Cas No	Veh ref	Cas Class	Sex	Age	Severity	Car Pass	Ped Direction	Ped Movement	Ped location	School Pupil
1	1	Drv/Rider	Male	47	Slight	No	Not ped	Not ped	Not ped	Other

Description: HAVING NOT WITNESSED THE INCIDENT, FROM INFORMATION THAT WAS PROVIDED AT SCENE IT APPEARS DRIVER OF THE BLACK VAUXHALL INSIGNIA HAS APPROACHED THE JUNCTION OF THE ROUNDABOUT TO FAST, DRIVER OF MERCEDES HAS BEEN ON THE ROUND ABOUT ABOUT TO EXIT ONTO VALLEY ROAD, BLACK VAUXHALL INSIGNIA HAS OVER SHOT THE JUNCTION CAUSING HIM TO SLAMMED ON AND SWERVED HITTING THE BACK END OF THE MERCEDES AND CASHING INTO THE RAILLINGS AT SIDE OF THE ROAD CAUSING EXTENSIVE DAMAGE.

User Information:

No.	Area	L/A	Reference	Severity	Day	Date	Time	Grid Coords	Link/Node	Street
6		E08000011	1911912	Slight	Friday	19/07/2019	17:50	340610/398073		

Location: VALLEY ROAD and WHITEFIELD DRIVE **1st Rd:** A506 **2nd Rd:** U

Speed	C'Way	Jct Det/Ctrl	Lighting	Weather	Rd Surf	PedX - Human	- Phy Fac	Special	Hazard
40 MPH	Dual c'way	T/Stag ATS	Daylight	Fine	Dry	None	Ped Phase	None	None

Veh	Vehicle type	Towing	Manoeuvre	Dir	Veh loc	Junct. loc	Skidding	Hit obj in	Left cway	Hit obj off	Sex	Age	B/
1	Van/Goods < 3.	No	Stop	SW NE	On main	Junt appr	No	None		None	Male	33	N/
2	Car	No	Waiting	SW NE	On main	Junt appr	No	None		None	Female	52	N/
3	Car	No	Waiting	SW NE	On main	Junt appr	No	None		None	Female	59	N/

Cas No	Veh ref	Cas Class	Sex	Age	Severity	Car Pass	Ped Direction	Ped Movement	Ped location	School Pupil
1	2	Drv/Rider	Female	52	Slight	No	Not ped	Not ped	Not ped	Other

Description: VEH 002 WAS STATIONARY IN TRAFFIC IN THE N/S LANE OF TWO LANES ON A DUAL CARRIAGEWAY AND WAITING TO TURN LEFT AT AN ATL JUNCTION. VEH 001 WAS DRIVING BEHIND VEH 002 IN THE SAME LANE AND COLLIDED WITH THE REAR OF VEH 002 CAUSING DAMAGE TO BOTH VEHICLES. VEH 002 WAS PUSHED FORWARD AND COLLIDED WITH THE REAR OF VEH 003 CAUSING MINOR DAMAGE.

User Information:

No.	Area	L/A	Reference	Severity	Day	Date	Time	Grid Coords	Link/Node	Street
7		E08000011	1911988	Slight	Friday	02/08/2019	16:52	340899/398765		

Location: CHERRYFIELD DRIVE and HALL LANE **1st Rd:** **2nd Rd:**

Speed	C'Way	Jct Det/Ctrl	Lighting	Weather	Rd Surf	PedX - Human	- Phy Fac	Special	Hazard
30 MPH	0.00	R'dabt Give	Daylight	Fine	Dry	None	None	None	None

Veh	Vehicle type	Towing	Manoeuvre	Dir	Veh loc	Junct. loc	Skidding	Hit obj in	Left cway	Hit obj off	Sex	Age	B/
1	Car	No	Going ahead	W N	On main	Leave r'about	No	None		None	Untra.	-1	N/
2	Pedal Cycle	No	Right turn	N NE	On main	Junt cleared	No	None		None	Male	51	N/

Cas No	Veh ref	Cas Class	Sex	Age	Severity	Car Pass	Ped Direction	Ped Movement	Ped location	School Pupil
1	2	Drv/Rider	Male	51	Slight	No	Not ped	Not ped	Not ped	Other

Description: PEDAL CYCLIST WAS TURNING RIGHT TOWARDS KIRKBY TOWN CENTRE WHEN OFFENDING VEHICLE HAS CUT IN FRONT OF CYCLIST HITTING HIM ON THE LEFT LEG AND FORCED HIM OFF THE BIKE CAUSING INJURY AND LANDING ON THE BONNET. OFFENDING VEHICLE INITIALLY STOPPED AND THEN MADE OFF

User Information:

No.	Area	L/A	Reference	Severity	Day	Date	Time	Grid Coords	Link/Node	Street
8		E08000011	1912998	Serious	Wednesday	20/11/2019	14:50	340842/398819		

Location: A506 and KIRKBY ROW **1st Rd:** A506 **2nd Rd:** U

Speed	C'Way	Jct Det/Ctrl	Lighting	Weather	Rd Surf	PedX - Human	- Phy Fac	Special	Hazard
30 MPH	Dual c'way	R'dabt Give	Daylight	Fine	Dry	None	Refuge	None	None

Veh	Vehicle type	Towing	Manoeuvre	Dir	Veh loc	Junct. loc	Skidding	Hit obj in	Left cway	Hit obj off	Sex	Age	B/
1	Car	No	Stop	E W	On main	Junt appr	No	None		None	Male	-1	N/

Cas No	Veh ref	Cas Class	Sex	Age	Severity	Car Pass	Ped Direction	Ped Movement	Ped location	School Pupil
1	1	Pedestrian	Male	52	Serious	No	South west	Nearside	In c'way	Other

Description: PAUL HAS PRESSED THE PEDESTRIAN CROSSING PUTTON ON THE LIGHTS AT THE RAB..... AND A RED CAR HAS COME FROM THE DIRECTION OF MCDONALDS - SLOWED DOWN TO LET PAUL CROSS IN
WHEELCHAIR (AND ANOTHER PEDESTRIAN) AND HAS THEN SPED UP, HITTING PAULS LEGS IN THE PROCESS. THE VEHICLE HAS THEN DRIVEN OFF AT SPEED AWAY FROM THE LOCATION....

User Information:

No.	Area	L/A	Reference	Severity	Day	Date	Time	Grid Coords	Link/Node	Street
9		E08000011	1913249	Slight	Monday	16/12/2019	15:56	340902/398811		

Location: CHERRYFIELD DRIVE and HALL LANE **1st Rd:** U **2nd Rd:** U

Speed	C'Way	Jct Det/Ctrl	Lighting	Weather	Rd Surf	PedX - Human	- Phy Fac	Special	Hazard
30 MPH	Single c'way	R'dabt Give	Dark/lights lit	Fine	Dry	None	Refuge	None	None

Veh	Vehicle type	Towing	Manoeuvre	Dir	Veh loc	Junct. loc	Skidding	Hit obj in	Left cway	Hit obj off	Sex	Age	B/
1	Car	No	Going ahead	NE SW	On main	Junt appr	No	None		None	Female	45	N/
2	Car	No	Waiting	NE SW	On main	Junt appr	No	None		None	Female	29	N/

Cas No	Veh ref	Cas Class	Sex	Age	Severity	Car Pass	Ped Direction	Ped Movement	Ped location	School Pupil
1	2	Drv/Rider	Female	29	Slight	No	Not ped	Not ped	Not ped	Other

Description: VEH 002 WAS ON A SINGLE CARRIAGEWAY WITH ONE LANE IN EACH DIRECTION, WAITING FOR TRAFFIC TO CLEAR AT A ROUNDABOUT JUNCTION IN ORDER TO NEGOTIATE THE ROUNDABOUT. VEH 001 DROVE TOWARDS THE REAR OF VEH 002 AND FAILED TO STOP, COLLIDING WITH THE REAR OF VEH 002. BOTH DRIVERS STOPPED AND EXCHANGED DETAILS. THE DRIVER OF VEH 002 SUSTAINED MINOR BACK INJURIES.

User Information:

No.	Area	L/A	Reference	Severity	Day	Date	Time	Grid Coords	Link/Node	Street
10		E08000011	2000342	Slight	Friday	24/01/2020	09:55	341363/397980		

Location: BEWLEY DRIVE and MORSTON AVENUE **1st Rd:** U **2nd Rd:** U

Speed	C'Way	Jct Det/Ctrl	Lighting	Weather	Rd Surf	PedX - Human	- Phy Fac	Special	Hazard
30 MPH	Single c'way	T/Stag Give	Daylight	Fine	Dry	None	None	None	None

Veh	Vehicle type	Towing	Manoeuvre	Dir	Veh loc	Junct. loc	Skidding	Hit obj in	Left cway	Hit obj off	Sex	Age	B/
1	Car	No	Going ahead	NW SE	On main	Junt appr	No	None		None	Untra.	-1	N/

Cas No	Veh ref	Cas Class	Sex	Age	Severity	Car Pass	Ped Direction	Ped Movement	Ped location	School Pupil
1	1	Pedestrian	Male	36	Slight	No	North east	Unknown	In centre	Other

Description: MICHAEL EXPLAINED THAT HE WAS WALKING FROM HIS DRS ON BEWLEY DR BACK TO HIS H/A. HE CAN'T REMEMBER THE RTC OR CROSSING THE ROAD. AN INDEPENDENT WITNESS(WHO REFUSES TO SUPPLY DETAILS) HAS TOLD ANN BELLAMY THAT MICHAEL WAS CROSSING THE ROAD AND A WHITE CAR HAS COLLIDED WITH MICHAEL AND FTS. THERE WAS A BUS STOPPED AT THE BUS STOP OPPOSITE MORSTON AVE AND THE DRIVER INFORMED WITNESS THAT THE RTC WOULD BE CAUGHT ON ITS CCTV. NO DETAILS OF THE BUS OBTAINED BUT IT WAS A STAGECOACH AND POSS THE 19 OR 227.

User Information:

No.	Area	L/A	Reference	Severity	Day	Date	Time	Grid Coords	Link/Node	Street
11		E08000011	2000734	Serious	Monday	16/03/2020	15:17	340848/398085		

Location: BEWLEY DRIVE SEGMENT BEWLEY DRIVE **1st Rd:** U **2nd Rd:**

Speed	C'Way	Jct Det/Ctrl	Lighting	Weather	Rd Surf	PedX - Human	- Phy Fac	Special	Hazard
30 MPH	Single c'way	NotJCT	Daylight	Fine	Dry	None	None	None	None

Veh	Vehicle type	Towing	Manoeuvre	Dir	Veh loc	Junct. loc	Skidding	Hit obj in	Left cway	Hit obj off	Sex	Age	B/
1	Car	No	Going ahead	W E	On main	Not at	No	None		None	Female	36	-v

Cas No	Veh ref	Cas Class	Sex	Age	Severity	Car Pass	Ped Direction	Ped Movement	Ped location	School Pupil
1	1	Pedestrian	Female	13	Serious	No	South	Nearside	In c'way	Other

Description: V001 HAS ENTERED BEWELY DRIVE FROM VALLEY ROAD AND HAS BEEN TRAVELLING ALONG THE ROAD WHEN IT HAS BEEN SUGGESTED THAT THE PEDESTRIAN HAS STEPPED OUT IN FRONT OF VEHICLE WITHOUT LOOKING AND BEEN STRUCK BY THE FRONT NEARSIDE.

User Information:

No.	Area	L/A	Reference	Severity	Day	Date	Time	Grid Coords	Link/Node	Street
12		E08000011	2000778	Slight	Monday	23/03/2020	11:17	340618/398080		

Location: VALLEY ROAD and WHITEFIELD DRIVE **1st Rd:** A506 **2nd Rd:** U

Speed	C'Way	Jct Det/Ctrl	Lighting	Weather	Rd Surf	PedX - Human	- Phy Fac	Special	Hazard
40 MPH	Dual c'way	T/Stag ATS	Daylight	Fine	Dry	None	Pelican	None	None

Veh	Vehicle type	Towing	Manoeuvre	Dir	Veh loc	Junct. loc	Skidding	Hit obj in	Left cway	Hit obj off	Sex	Age	B/
1	Van/Goods < 3.	No	Going ahead	S N	On main	Junt appr	No	None		None	Male	53	N/
2	Taxi	No	Right turn	W S	On main	Junt appr	No	None		None	Male	34	N/

Cas No	Veh ref	Cas Class	Sex	Age	Severity	Car Pass	Ped Direction	Ped Movement	Ped location	School Pupil
1	2	Drv/Rider	Male	34	Slight	No	Not ped	Not ped	Not ped	Other

Description: V001 HAS BEEN TRAVELLING ALONG VALLEY ROAD TOWARDS KIRKBY AND HAS BEEN LOOKING AT THE LIGHTS ON THE NECT JUNCTION AND HASNT SEEN THAT HIS LIGHTS WERE RED. V002 HAS PULLED OUT FROM WHITLEFIELD DRIVE AND HAS BEEN STRUCK TO THE OFFSIDE BY V001

User Information:

No.	Area	L/A	Reference	Severity	Day	Date	Time	Grid Coords	Link/Node	Street
13		E08000011	2000878	Slight	Sunday	19/04/2020	15:44	340845/398770		

Location: STREET RECORD VALLEY ROAD **1st Rd:** A506 **2nd Rd:**

Speed	C'Way	Jct Det/Ctrl	Lighting	Weather	Rd Surf	PedX - Human	- Phy Fac	Special	Hazard
40 MPH	Dual c'way	NotJCT	Daylight	Fine	Dry	None	None	None	None

Veh	Vehicle type	Towing	Manoeuvre	Dir	Veh loc	Junct. loc	Skidding	Hit obj in	Left cway	Hit obj off	Sex	Age	B/
1	Pedal Cycle	No	Going ahead	S N	On main	Not at	No	None		None	Male	60	N/
2	Car	No	Going ahead	W E	On main	Not at	No	None		None	Female	30	-v

Cas No	Veh ref	Cas Class	Sex	Age	Severity	Car Pass	Ped Direction	Ped Movement	Ped location	School Pupil
1	1	Drv/Rider	Male	60	Slight	No	Not ped	Not ped	Not ped	Other

Description: VEH002 HAS ENTERED ROUNDABOUT WITHOUT GIVING WAY TO CYCLIST ALREADY ON ROUNDABOUT. CYCLIST KNOCKED TO THE FLOOR. SUFFERED CUT HEAD AND GENERAL BUMPS AND BRUISES.

User Information:

No.	Area	L/A	Reference	Severity	Day	Date	Time	Grid Coords	Link/Node	Street
14		E08000011	2000969	Slight	Thursday	12/03/2020	11:00	341068/398696		

Location: STREET RECORD CHERRYFIELD DRIVE **1st Rd:** U **2nd Rd:**

Speed	C'Way	Jct Det/Ctrl	Lighting	Weather	Rd Surf	PedX - Human	- Phy Fac	Special	Hazard
30 MPH	Single c'way	NotJCT	Daylight	Fine	Dry	None	None	None	None

Veh	Vehicle type	Towing	Manoeuvre	Dir	Veh loc	Junct. loc	Skidding	Hit obj in	Left cway	Hit obj off	Sex	Age	B/
1	Bus or Coach	No	Start	P SE	On main	Not at	No	None		None	Male	44	-v
2	Bus or Coach	No	Parked	P P	On main	Not at	No	None		None	Untra.	-1	-v

Cas No	Veh ref	Cas Class	Sex	Age	Severity	Car Pass	Ped Direction	Ped Movement	Ped location	School Pupil
1	1	Pedestrian	Female	48	Slight	No	South east	Unknown	On footway	Other

Description: V001 PARKED AT BUS STOP IN CORRECT POSITION ALLOWING PASSENGERS TO GET OFF. V002, A SECOND BUS, PULLS UP BEHIND AND ALLOWS PASSENGERS TO DISEMBARK NOT WITHIN THE BUS STOP AREA INSTEAD OF WAITING. C001 GETS OFF BUS AND WALKS DOWN THE SIDE OF THE BUS BETWEEN THE VEHICLE ITSELF AND RAILINGS THAT SURROUND THE BUST STOP AREA. V001 PULLS OFF WITH A FULL RIGHT LOCK DUE TO THE ANGLE OF THE VEHICLE AND THE LAYOUT AND THIS CAUSES THE BACK END OF THE BUS TO SWING IN TOWARDS THE BUS STOP AND IN THE PROCESS HITTING THE PED AND MOMENTARILY PINNING HER TO THE RAILINGS. V001 MOVES OFF AND C001 FALLS TO THE FLOOR.

ERRORS BY ALL PARTIES INVOLVED LEAD TO THE COLLISION TAKING PLACE.

User Information:

No.	Area	L/A	Reference	Severity	Day	Date	Time	Grid Coords	Link/Node	Street
15		E08000011	2001024	Slight	Friday	10/04/2020	17:47	341198/398619		

Location: CHERRYFIELD DRIVE SEGMENT 118 TO 149 CHERRYFIELD DRIVE **1st Rd:** U **2nd Rd:** U

Speed	C'Way	Jct Det/Ctrl	Lighting	Weather	Rd Surf	PedX - Human	- Phy Fac	Special	Hazard
20 MPH	Single c'way	T/Stag Give	Daylight	Fine	Dry	None	None	None	None

Veh	Vehicle type	Towing	Manoeuvre	Dir	Veh loc	Junct. loc	Skidding	Hit obj in	Left cway	Hit obj off	Sex	Age	B/
1	Pedal Cycle	No	Going ahead	E W	On main	Enter main	No	None		None	Male	14	N/
2	Car	No	Right turn	N W	On main	Enter main	No	None		None	Male	46	-v

Cas No	Veh ref	Cas Class	Sex	Age	Severity	Car Pass	Ped Direction	Ped Movement	Ped location	School Pupil
1	1	Drv/Rider	Male	14	Slight	No	Not ped	Not ped	Not ped	Other

Description: CYCLIST HAS COME OFF THE PAVEMENT TO THE NEARSIDE OF V002 AND COLLIDED WITH THE FRONT NSR

User Information:

No.	Area	L/A	Reference	Severity	Day	Date	Time	Grid Coords	Link/Node	Street
16		E08000011	2001193	Slight	Wednesday	17/06/2020	09:20	340615/398080		

Location: VALLEY ROAD and WHITEFIELD DRIVE **1st Rd:** A506 **2nd Rd:** B5192

Speed	C'Way	Jct Det/Ctrl	Lighting	Weather	Rd Surf	PedX - Human	- Phy Fac	Special	Hazard
40 MPH	Dual c'way	T/Stag ATS	Daylight	Fine	Dry	None	Ped Phase	None	None

Veh	Vehicle type	Towing	Manoeuvre	Dir	Veh loc	Junct. loc	Skidding	Hit obj in	Left cway	Hit obj off	Sex	Age	B/
1	Car	No	Left turn	S W	On main	Junt appr	No	None		None	Male	47	N/
2	Pedal Cycle	No	Going ahead	S NW	On main	Junt appr	No	None		None	Male	54	N/

Cas No	Veh ref	Cas Class	Sex	Age	Severity	Car Pass	Ped Direction	Ped Movement	Ped location	School Pupil
1	2	Drv/Rider	Male	54	Slight	No	Not ped	Not ped	Not ped	Other

Description: V002 HAS BEEN IN LEFT HAND LANE WITH INTENTION OF CONTINUING FORWARD ACROSS JUNCTION, THEY HAVE SEEN A VEHICLE IN FRONT INDICATE AND TURN LEFT AT JUNCTION, V002 HAS THEN BEEN OVERTAKEN BY V001 WHICH WAS NOT INDICATING, V002 HAS ASSUMED V001 WILL CONTINUE FORWARD THE SAME AS THEM. V001 HAS THEN UNEXPECTEDLY TURNED LEFT AT JUNCTION MAKING CONTACT WITH V002 AT FRONT PASSENGER SIDE CAUSING V002 TO FALL OFF PUSHBIKE.

User Information:

No.	Area	L/A	Reference	Severity	Day	Date	Time	Grid Coords	Link/Node	Street
17		E08000011	2001330	Slight	Monday	06/07/2020	17:45	341432/398372		

Location: CHERRYFIELD DRIVE SEGMENT 2 CHERRYFIELD DRIVE **1st Rd:** U **2nd Rd:**

Speed	C'Way	Jct Det/Ctrl	Lighting	Weather	Rd Surf	PedX - Human	- Phy Fac	Special	Hazard
30 MPH	Single c'way	NotJCT	Daylight	Fine	Wet	None	None	None	None

Veh	Vehicle type	Towing	Manoeuvre	Dir	Veh loc	Junct. loc	Skidding	Hit obj in	Left cway	Hit obj off	Sex	Age	B/
1	Car	No	Start	N E	On main	Not at	No	None		None	Male	57	N/
2	Pedal Cycle	No	Stop	S E	On main	Not at	Yes	None		None	Male	16	N/

Cas No	Veh ref	Cas Class	Sex	Age	Severity	Car Pass	Ped Direction	Ped Movement	Ped location	School Pupil
1	2	Drv/Rider	Male	16	Slight	No	Not ped	Not ped	Not ped	Other

Description: MALE RIDER OF ELECTIC BIKE HIS STRUCK VEHICLE CAUSING INJURY TO HIS ANKLE.

User Information:

No.	Area	L/A	Reference	Severity	Day	Date	Time	Grid Coords	Link/Node	Street
18		E08000011	2001375	Slight	Saturday	04/07/2020	13:30	340687/398146		

Location: BEWLEY DRIVE and VALLEY ROAD **1st Rd:** U **2nd Rd:** A506

Speed	C'Way	Jct Det/Ctrl	Lighting	Weather	Rd Surf	PedX - Human	- Phy Fac	Special	Hazard
40 MPH	Single c'way	T/Stag ATS	Daylight	Rain	Wet	None	None	None	None

Veh	Vehicle type	Towing	Manoeuvre	Dir	Veh loc	Junct. loc	Skidding	Hit obj in	Left cway	Hit obj off	Sex	Age	B/
1	Car	No	Right turn	S E	On main	Leav main	No	None		None	Untra.	-1	N/

Cas No	Veh ref	Cas Class	Sex	Age	Severity	Car Pass	Ped Direction	Ped Movement	Ped location	School Pupil
1	1	Pedestrian	Male	21	Slight	No	South	Nearside	In c'way	Other

Description: C1 CROSSING ROAD WHEN V1 COMES ROUND CORNER AND HITS HIM

User Information:

No.	Area	L/A	Reference	Severity	Day	Date	Time	Grid Coords	Link/Node	Street
19		E08000011	2001413	Serious	Sunday	19/07/2020	11:06	340621/398034		

Location: WHITEFIELD DRIVE SEGMENT 2 TO 272 WHITEFIELD DRIVE **1st Rd:** B5192 **2nd Rd:**

Speed	C'Way	Jct Det/Ctrl	Lighting	Weather	Rd Surf	PedX - Human	- Phy Fac	Special	Hazard
30 MPH	Single c'way	NotJCT	Daylight	Fine	Dry	None	None	None	None

Veh	Vehicle type	Towing	Manoeuvre	Dir	Veh loc	Junct. loc	Skidding	Hit obj in	Left cway	Hit obj off	Sex	Age	B/
1	Pedal Cycle	No	Going ahead	E W	On main	Not at	No	None		None	Male	75	N/

Cas No	Veh ref	Cas Class	Sex	Age	Severity	Car Pass	Ped Direction	Ped Movement	Ped location	School Pupil
1	1	Drv/Rider	Male	75	Serious	No	Not ped	Not ped	Not ped	Other

Description: RIDER FALLS FROM PEDAL CYCLE AFTER SUSPECTED HEART ATTACK

User Information:

No.	Area	L/A	Reference	Severity	Day	Date	Time	Grid Coords	Link/Node	Street
20		E08000011	2001447	Serious	Wednesday	22/07/2020	05:45	340671/398161		

Location: BEWLEY DRIVE and VALLEY ROAD **1st Rd:** U **2nd Rd:** A506

Speed	C'Way	Jct Det/Ctrl	Lighting	Weather	Rd Surf	PedX - Human	- Phy Fac	Special	Hazard
40 MPH	Single c'way	T/Stag ATS	Daylight	Fine	Dry	None	None	None	None

Veh	Vehicle type	Towing	Manoeuvre	Dir	Veh loc	Junct. loc	Skidding	Hit obj in	Left cway	Hit obj off	Sex	Age	B/
1	Car	No	Going ahead	E W	On main	Mid junction	No	None		None	Untra.	-1	-v
2	Van/Goods < 3.	No	Right turn	N S	On main	Mid junction	No	None		None	Female	57	-v

Cas No	Veh ref	Cas Class	Sex	Age	Severity	Car Pass	Ped Direction	Ped Movement	Ped location	School Pupil
1	2	Drv/Rider	Female	57	Serious	No	Not ped	Not ped	Not ped	Other

Description: V001 TURNS RIGHT FROM VALLEY RD INTO BEWLEY DR, COLLIDING WITH V002

User Information:

No.	Area	L/A	Reference	Severity	Day	Date	Time	Grid Coords	Link/Node	Street
21		E08000011	2001951	Slight	Tuesday	22/09/2020	13:05	340579/398112		

Location: TITHE BARN LANE and WHITEFIELD DRIVE **1st Rd:** B5192 **2nd Rd:** U

Speed	C'Way	Jct Det/Ctrl	Lighting	Weather	Rd Surf	PedX - Human	- Phy Fac	Special	Hazard
30 MPH	Single c'way	T/Stag Give	Daylight	Rain	Wet	None	None	None	None

Veh	Vehicle type	Towing	Manoeuvre	Dir	Veh loc	Junct. loc	Skidding	Hit obj in	Left cway	Hit obj off	Sex	Age	B/
1	Van/Goods < 3.	No	Going ahead	NE NW	On main	Junt cleared	No	None		None	Untra.	-1	N/
2	Pedal Cycle	No	Going ahead	SE NW	On main	Junt cleared	No	None		None	Male	42	N/

Cas No	Veh ref	Cas Class	Sex	Age	Severity	Car Pass	Ped Direction	Ped Movement	Ped location	School Pupil
1	2	Drv/Rider	Male	42	Slight	No	Not ped	Not ped	Not ped	Other

Description: CYCLIST IS PROCEEDING DOWN THE ROAD, V001 PULLS OUT OF A JUNCTION AND CLIPS THE CYCLIST KNOCKING HIM OVER THE ROAD AND DRIVES OFF. THE CYCLIST SUSTAINS SORENESS TO HIS COLLAR BONE, UNDER HIS ARM AND A CUT TO THE EAR LOBE.

User Information:

No.	Area	L/A	Reference	Severity	Day	Date	Time	Grid Coords	Link/Node	Street
22		E08000011	2100649	Slight	Monday	19/04/2021	20:10	340517/398150		

Location: WHITEFIELD DRIVE SEGMENT 2 TO 272 WHITEFIELD DRIVE **1st Rd:** B5192 **2nd Rd:**

Speed	C'Way	Jct Det/Ctrl	Lighting	Weather	Rd Surf	PedX - Human	- Phy Fac	Special	Hazard
30 MPH	Single c'way	NotJCT	Daylight	Fine	Dry	None	None	Rdworks	None

Veh	Vehicle type	Towing	Manoeuvre	Dir	Veh loc	Junct. loc	Skidding	Hit obj in	Left cway	Hit obj off	Sex	Age	B/
1	Car	No	Going ahead	W E	On main	Not at	No	None		None	Female	55	N/
2	Car	No	Waiting	W E	On main	Not at	No	None		None	Female	36	N/

Cas No	Veh ref	Cas Class	Sex	Age	Severity	Car Pass	Ped Direction	Ped Movement	Ped location	School Pupil
1	2	Drv/Rider	Female	36	Slight	No	Not ped	Not ped	Not ped	Other
2	2	Passenger	Female	60	Slight	Front	Not ped	Not ped	Not ped	Other

Description: V001 COLLIDED WITH THE REAR OF V002 WHICH WAS STATIONARY IN QUEUE AT TEMPORY TRAFFIC LIGHTS/ROADWORKS. DETAILS EXCHANGED AT SCENE. THE 2 OCCUPANTS OF V002 SUSTAINED WHIPLASH TYPE INJURIES.

User Information:

No.	Area	L/A	Reference	Severity	Day	Date	Time	Grid Coords	Link/Node	Street
23		E08000011	2101584	Serious	Friday	30/07/2021	11:05	341130/398085		

Location: SOUTHDENE PRIMARY CARE RESOURCE CENTRE BEWLEY DRIVE **1st Rd:** U **2nd Rd:**

Speed	C'Way	Jct Det/Ctrl	Lighting	Weather	Rd Surf	PedX - Human	- Phy Fac	Special	Hazard
20 MPH	Single c'way	NotJCT	Daylight	Rain	Wet	None	None	None	None

Veh	Vehicle type	Towing	Manoeuvre	Dir	Veh loc	Junct. loc	Skidding	Hit obj in	Left cway	Hit obj off	Sex	Age	B/
1	Car	No	Start	S N	On main	Not at	No	None		None	Male	57	-v

Cas No	Veh ref	Cas Class	Sex	Age	Severity	Car Pass	Ped Direction	Ped Movement	Ped location	School Pupil
1	1	Pedestrian	Female	57	Serious	No	Stand	Stationary	c'way not cr	Other

Description: DRIVER OF V001 IS DROPPING OFF HIS RELETIVES IN THE CAR PARK FOR AN APPOINTMENT AND HIS SISTER IN LAW IS GETTING OU OF THE REAR OF THE VEHICLE. DRIVER BELIEVES THAT SHE IS CLEAR OF THE VEHICLE AND AND MOVES OFF SLOWLY DRIVING OVER THE FEMALES FOOT.

User Information:

No.	Area	L/A	Reference	Severity	Day	Date	Time	Grid Coords	Link/Node	Street
24		E08000011	2101695	Slight	Friday	20/08/2021	11:40	341359/398539		

Location: CHERRYFIELD DRIVE and WEBSTER DRIVE **1st Rd:** U **2nd Rd:** U

Speed	C'Way	Jct Det/Ctrl	Lighting	Weather	Rd Surf	PedX - Human	- Phy Fac	Special	Hazard
30 MPH	Single c'way	T/Stag ATS	Daylight	Fine	Dry	None	Ped Phase	None	None

Veh	Vehicle type	Towing	Manoeuvre	Dir	Veh loc	Junct. loc	Skidding	Hit obj in	Left cway	Hit obj off	Sex	Age	B/
1	Bus or Coach	No	Left turn	NW NE	On main	Mid junction	No	None		None	Male	27	-v

Cas No	Veh ref	Cas Class	Sex	Age	Severity	Car Pass	Ped Direction	Ped Movement	Ped location	School Pupil
1	1	Pedestrian	Female	77	Slight	No	South east	Nearside	Ped x'ing	Other
2	1	Passenger	Female	63	Slight	No	Not ped	Not ped	Not ped	Other

Description: V001 A FEMALE ON A MOBILITY SCOOTER HAS FAILED TO LOOK PROPERLY WHEN CROSSING WEBSTER DRIVE AND HAS NOT FOLLOWED THE CORRECT PHASE OF PEDESTRAIN CROSSING AND HAS CROSSED IN THE PATH OF V002 A BUS WHICH WAS TURNING FROM CHERRYFIELD DRIVE LEFT INTO WEBSTER DRIVE.

User Information:

No.	Area	L/A	Reference	Severity	Day	Date	Time	Grid Coords	Link/Node	Street
25		E08000011	2200217	Slight	Wednesday	19/01/2022	20:50	341435/398605		

Location: ST CHAD'S DRIVE and WEBSTER DRIVE **1st Rd:** U **2nd Rd:** U

Speed	C'Way	Jct Det/Ctrl	Lighting	Weather	Rd Surf	PedX - Human	- Phy Fac	Special	Hazard
30 MPH	Single c'way	T/Stag Give	Dark/lights lit	Fine	Dry	None	None	None	None

Veh	Vehicle type	Towing	Manoeuvre	Dir	Veh loc	Junct. loc	Skidding	Hit obj in	Left cway	Hit obj off	Sex	Age	B/
1	Car	No	Going ahead	E SW	On main	Junt cleared	No	None		None	Male	29	N/
2	Car	No	Going ahead	W NW	On main	Junt appr	No	None		None	Female	36	N/

Cas No	Veh ref	Cas Class	Sex	Age	Severity	Car Pass	Ped Direction	Ped Movement	Ped location	School Pupil
1	2	Drv/Rider	Female	36	Slight	No	Not ped	Not ped	Not ped	Other
2	2	Passenger	Female	44	Slight	Front	Not ped	Not ped	Not ped	Other

Description: V! CAME OUT OF ST CHADS ROAD AT SPEED ONTO WRONG SIDE OF ROAD. V2 GOES INTO OPPOSITE CARRIAGE WAY TO AVOID A HEAD ON COLLISION. V1 CAUSES DAMAGE TO FRONT & REAR PASSGER DOOR & INJURY TO OCCUPANTS OF V2

User Information:

No.	Area	L/A	Reference	Severity	Day	Date	Time	Grid Coords	Link/Node	Street
26		E08000011	2200483	Serious	Tuesday	01/02/2022	08:30	340811/398087		

Location: BEWLEY DRIVE SEGMENT 1 TO 207 BEWLEY DRIVE **1st Rd:** U **2nd Rd:**

Speed	C'Way	Jct Det/Ctrl	Lighting	Weather	Rd Surf	PedX - Human	- Phy Fac	Special	Hazard
30 MPH	Single c'way	NotJCT	Daylight	Fine	Dry	None	Unknown	None	None

Veh	Vehicle type	Towing	Manoeuvre	Dir	Veh loc	Junct. loc	Skidding	Hit obj in	Left cway	Hit obj off	Sex	Age	B/
1	Car	No	Going ahead	W E	On main	Not at	No	None		None	Untra.	-1	N/

Cas No	Veh ref	Cas Class	Sex	Age	Severity	Car Pass	Ped Direction	Ped Movement	Ped location	School Pupil
1	1	Pedestrian	Male	16	Serious	No	South	Nearside	In c'way	Other

Description: ONLINE REPORT - VICTIM HAS LOOKED RIGHT AND NOT RIGHT, WALKED OUT INTO ROAD AND BEEN HIT BY A BLUE CAR (NFD). BLUE CAR HAS STOPPED AND TAKEN BOY HOME - NO DETAILS HAVE BEEN EXCHANGED.

User Information:

No.	Area	L/A	Reference	Severity	Day	Date	Time	Grid Coords	Link/Node	Street
27		E08000011	2200606	Slight	Friday	11/03/2022	08:45	340621/398057		

Location: VALLEY ROAD SEGMENT VALLEY ROAD **1st Rd:** A506 **2nd Rd:**

Speed	C'Way	Jct Det/Ctrl	Lighting	Weather	Rd Surf	PedX - Human	- Phy Fac	Special	Hazard
40 MPH	Dual c'way	NotJCT	Daylight	Fine	Dry	None	Pelican	None	None

Veh	Vehicle type	Towing	Manoeuvre	Dir	Veh loc	Junct. loc	Skidding	Hit obj in	Left cway	Hit obj off	Sex	Age	B/
1	Pedal Cycle	No	Going ahead	S N	On main	Not at	No	None		None	Male	11	N/
2	Van/Goods < 3.	No	Going ahead	E W	On main	Not at	No	None		None	Male	38	-v

Cas No	Veh ref	Cas Class	Sex	Age	Severity	Car Pass	Ped Direction	Ped Movement	Ped location	School Pupil
1	1	Drv/Rider	Male	11	Slight	No	Not ped	Not ped	Not ped	Other

Description: V001 HAS CYCLED ACROSS VALLEY ROAD AWAY FROM WHITEFIELD DRIVE. HE AHS CROSSED INTO THE CENTRE RESERVATION AT THE PEDESTRIAN CROSSING, HE HAS FAILED TO CHECK IT WAS SAFE TO CROSS AND HAS FAILED TO USE THE CROSSING CORRECTLY CYCLING OUT INTO THE PATH OF V002

User Information:

No.	Area	L/A	Reference	Severity	Day	Date	Time	Grid Coords	Link/Node	Street
28		E08000011	2200887	Slight	Thursday	31/03/2022	17:22	341358/398535		

Location: CHERRYFIELD DRIVE and WEBSTER DRIVE **1st Rd:** U **2nd Rd:** U

Speed	C'Way	Jct Det/Ctrl	Lighting	Weather	Rd Surf	PedX - Human	- Phy Fac	Special	Hazard
30 MPH	Single c'way	T/Stag ATS	Daylight	Fine	Dry	None	Ped Phase	None	None

Veh	Vehicle type	Towing	Manoeuvre	Dir	Veh loc	Junct. loc	Skidding	Hit obj in	Left cway	Hit obj off	Sex	Age	B/
1	Car	No	Rt hand bend	SE NE	On main	Junt appr	No	None		None	Male	56	-v

Cas No	Veh ref	Cas Class	Sex	Age	Severity	Car Pass	Ped Direction	Ped Movement	Ped location	School Pupil
1	1	Pedestrian	Female	11	Slight	No	North west	Offside	Ped x'ing	Other

Description: I/P HAS BEEN WAITING IN CENTRAL RESERVATION TO CROSS WEBSTER DRIVE INTO KIRKBY TOWN CENTRE. I/P HAS FAILED TO LOOK WHEN VEHICLE ON CHERRYFIELD DRIVE HAS TURNED RIGHT INTO WEBSTER DRIVE. VEHICLE HAS STOPPED ON I/P'S FOOT.

User Information:

APPENDIX C Proposed Site Layout Plan

Cherryfield Drive, Kirkby
Overall Site Layout

Rev N

Cherryfields Lane - Kirkby
House Mix
H9305: Cherryfield Drive 07.03.24
DWH
Private:

Names	Beds/Person	No.	sqft	sqft combined
P204 - Willford (mid)	2B/4P	9	620	5580
P204 - Willford (end)	2B/4P	22	620	13640
P382 - Archford (mid)	3B/5P	27	832	22464
P382 - Archford (end)	3B/5P	60	832	49920
P382 - Archford B (end)	3B/5P	54	832	44928
P341 - Hadley (end)	3B/5P	8	1001	8008
P341 - Hadley (det)	3B/5P	31	1001	31031
H351 - Eckington	3B/6P	6	965	5790
T310 - Kennett (mid)	3B/6P	1	1089	1089
T310 - Kennett (end)	3B/6P	12	1089	13068
H403 - Ingleby	4B/6P	34	1081	36754
T322 - Greenwood (mid)	3B/6P	2	1179	2358
T322 - Greenwood (end)	3B/6P	20	1179	23580
H431 - Shenton	4B/7P	7	1260	8820
H411 - Milford	4B/8P	31	1335	41385
H442 - Kirkdale	4B/8P	34	1354	46036
H456 - Avondale	4B/8P	21	1491	31311
		379		385762

Affordable: (10%)

Names		No.	sqft	sqft combined
SH50 (mid)	2B/4P	6	750	4500
SH50 (end)	2B/4P	6	750	4500
SH52 (mid)	3B/5P	8	929	7432
SH52 (end)	3B/5P	21	929	19509
SH55 (end)	3B/5P	1	955	955
		42		36896

Totals	421	422658
Nett Dev. Area (inacres)		26.21
Nett Dev. Area no spine road (in acres)		18.60
Coverage (sqft per acre)		16126

H9305: Cherryfield Drive
Barratt 07.03.24
Private:

Names	Beds/Person	No.	sqft	sqft combined
Denford (end)	2B/3P	12	624	7488
Denford (mid)	2B/3P	1	624	624
Kenley (end)	2B/3P	15	624	9360
Kenley (mid)	2B/3P	2	624	1248
Bedale (end)	2B/3P	10	593	5930
Ellerton (end)	3B/5P	56	830	46480
Ellerton (mid)	3B/5P	13	830	10790
Maidstone (end)	3B/5P	42	830	34860
Maidstone (mid)	3B/5P	4	830	3320
Moresby (end)	3B/5P	27	854	23058
Moresby (det)	3B/5P	13	854	11102
Kingsville (mid)	4B/7P	8	1072	8576
Kingsville (end)	4B/7P	34	1072	36448
Haversham (Special end)	4B/7P	17	1166	19822
Haversham (Special mid)	4B/7P	4	1166	4664
Brentford	3B/6P	3	1162	3486
Kingsley	4B/7P	20	1085	21700
Windermere	4B/8P	47	1073	50431
Ripon	4B/8P	9	1121	10089
Alderney	4B/7P	10	1225	12250
		347		321226

Affordable: (10%)

Names		No.	sqft	sqft combined
Amber	2B/3P	4	565	2260
T50 (mid)	2B/4P	1	749	749
T50 (end)	2B/4P	8	749	5992
T52 (mid)	3B/5P	2	927	1854
T52 (end)	3B/5P	2	927	1854
T54 (end)	4B/6P	2	1103	2206
T55 (end)	3B/5P	2	957	1914
Falkirk GF	2B/3P	2	636	1272
Falkirk FF + SF	2B/4P	4	665	2660
Ambleside	2B/4P	6	646	3876
Buttermere	2B/4P	6	663	3978
		39		28615

Totals	386	350341
Nett Dev. Area (inacres)		20.41
Nett Dev. Area no spine road (in acres)		18.10
Coverage (sqft per acre)		17165

Combined Totals Affordable	81	65511
Combined Totals	Rev	772999

APPENDIX D Proposed Site Accesses

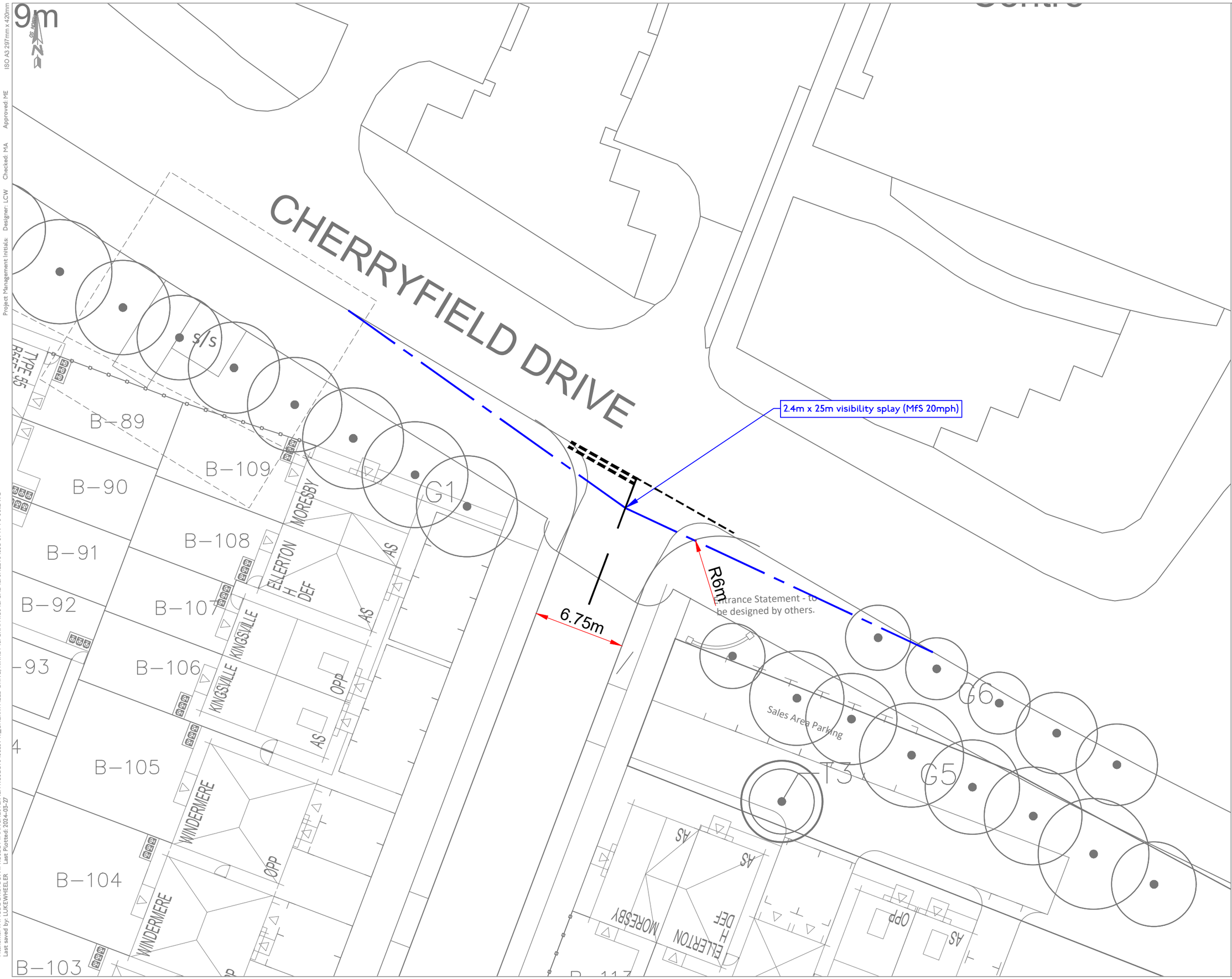

mode
transport planning

t 0161 464 9495
e info@modetranport.co.uk
w www.modetransport.co.uk

notes:

1. this drawing is to be read in conjunction with all other relevant drawings, any discrepancies, errors or omissions to be brought to the attention of overseeing organisation.
2. all dimensions to be checked before commencement of work on site.
3. all dimensions in metres unless otherwise stated.
4. the design is subject to approval of knowsley council.
5. drawing based on os mapping.

issue/revision

i/r	date	description
-	27/03/2024	issued

client: barratt and david wilson homes

project: cherryfield drive, kirkby

project number: J326949

scale: 1:250@A3

drawing title:
preliminary site access

drawing number:
J32-6949-PS-001

Project Management Initials: Designer: LCW Checked: MA Approved: ME ISO A3 297mm x 420mm
Filename: Y:\MODE DROPBOX\PROJECT\MANCHESTER\2. PROJECTS\J326949_CHERRYFIELD DRIVE, KIRKBY\5. GRAPHICS\2. CAD\2. SHEETS\J32-6949-PS-001.DWG
Last saved by: LUKEWHEELER Last Plotted: 2024-03-27

ISO A3 297mm x 420mm
Approved: ME
Checked: MA
Designer: LCW
Project Management Initials:

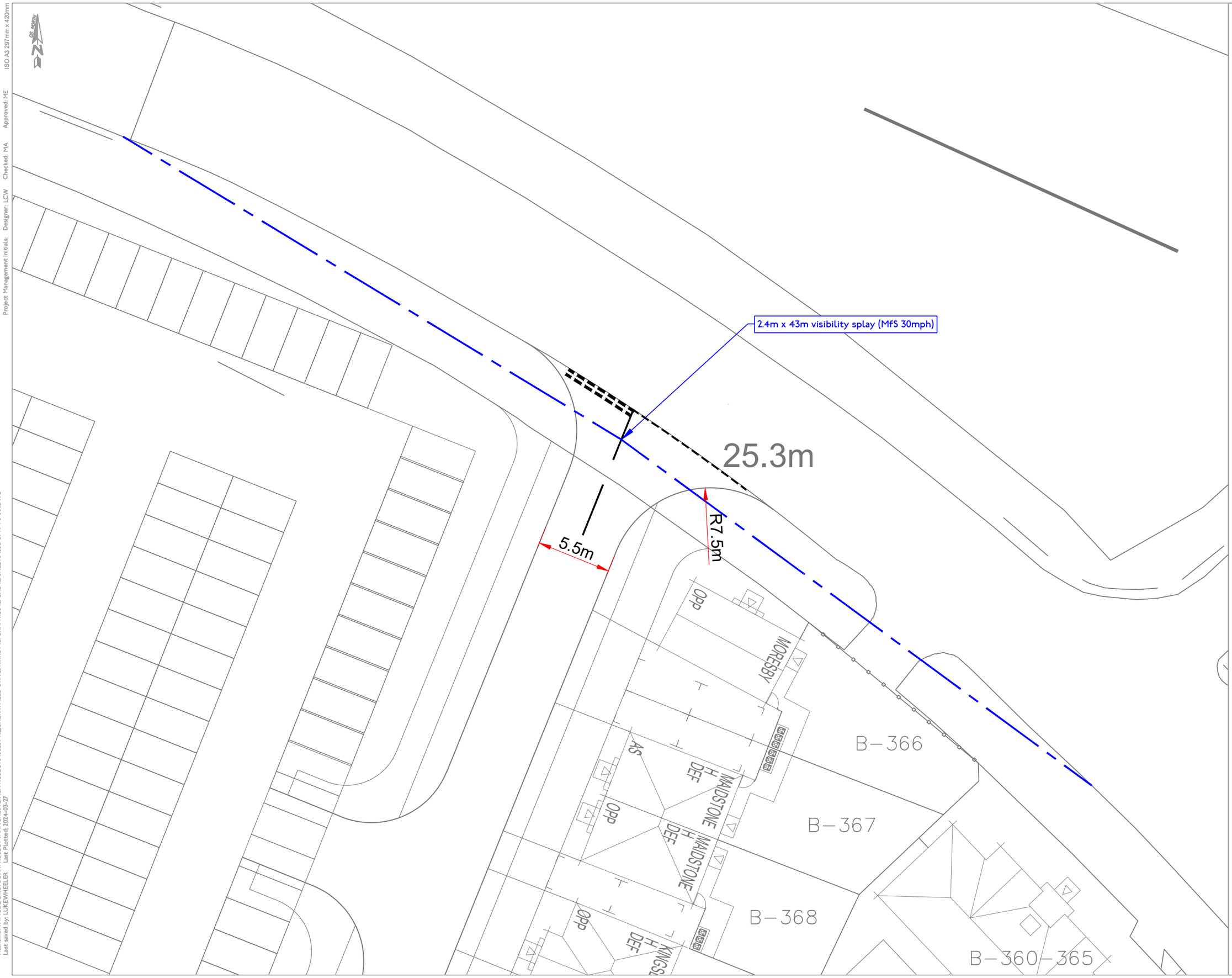

mode
transport planning
t 0161 464 9495
e info@modetranport.co.uk
w www.modetransport.co.uk

notes:

1. this drawing is to be read in conjunction with all other relevant drawings, any discrepancies, errors or omissions to be brought to the attention of overseeing organisation.
2. all dimensions to be checked before commencement of work on site.
3. all dimensions in metres unless otherwise stated.
4. the design is subject to approval of knowsley council.
5. drawing based on os mapping.

issue/revision

i/r	date	description
-	27/03/2024	issued

client: barratt and david wilson homes

project: cherryfield drive, kirkby

project number: J326949

scale: 1:250@A3

drawing title:
preliminary site access

drawing number:
J32-6949-PS-002

Filename: Y:\MODE DROPBOX\PROJECT\MANCHESTER\2. PROJECTS\J326949_CHERRYFIELD DRIVE, KIRKBY\5. GRAPHICS\2. CAD\2. SHEETS\J32-6949-PS-001.DWG
Last saved by: LUKEWHEELER Last Plotted: 2024-03-27

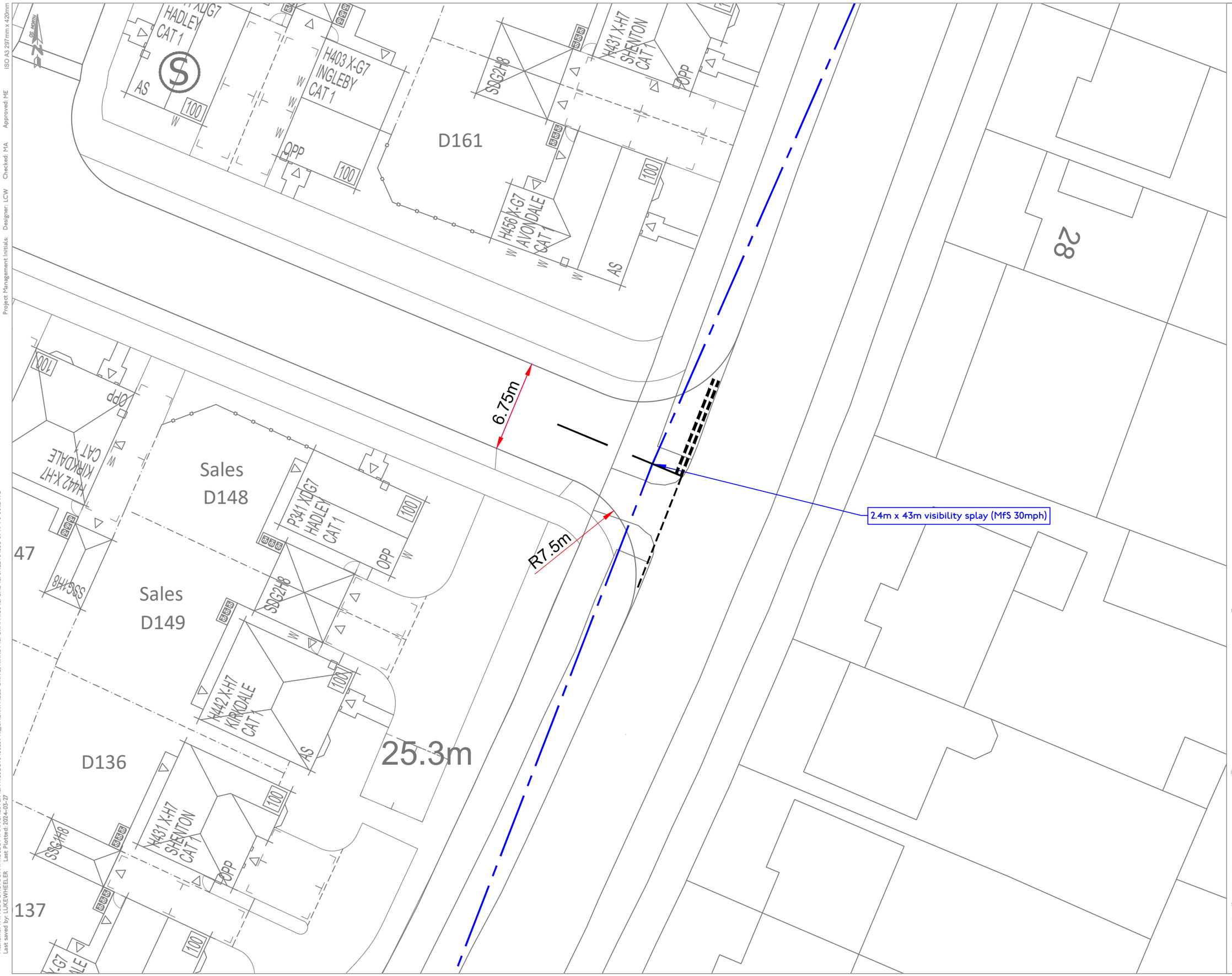

mode
transport planning

t 0161 464 9495
e info@modetranport.co.uk
w www.modetransport.co.uk

notes:

1. this drawing is to be read in conjunction with all other relevant drawings, any discrepancies, errors or omissions to be brought to the attention of overseeing organisation.
2. all dimensions to be checked before commencement of work on site.
3. all dimensions in metres unless otherwise stated.
4. the design is subject to approval of knowsley council.
5. drawing based on os mapping.

issue/revision

i/r	date	description
-	27/03/2024	issued

client: barratt and david wilson homes

project: cherryfield drive, kirkby

project number: J326949

scale: 1:250@A3

drawing title:
preliminary site access

drawing number:
J32-6949-PS-003

Project Management Initials: Designer: LCW Checked: MA Approved: ME ISO A3 297mm x 420mm

Filename: Y:\MODE DROPBOX\PROJECT\MANCHESTER\2. PROJECTS\J326949_CHERRYFIELD DRIVE, KIRKBY\5. GRAPHICS\2. CAD\2. SHEETS\J32-6949-PS-001.DWG
Last saved by: LUKEWHEELER Last Plotted: 2024-03-27

Project Management Initials: Designer: LCW Checked: MA Approved: ME ISO A3 297mm x 420mm

Filename: Y:\MODE DROPBOX\PROJECT\MANCHESTER\2. PROJECTS\J326949_CHERRYFIELD DRIVE, KIRKBY\5. GRAPHICS\2. CAD\2. SHEETS\J32-6949-PS-001.DWG
Last saved by: LUKEWHEELER Last Plotted: 2024-03-27

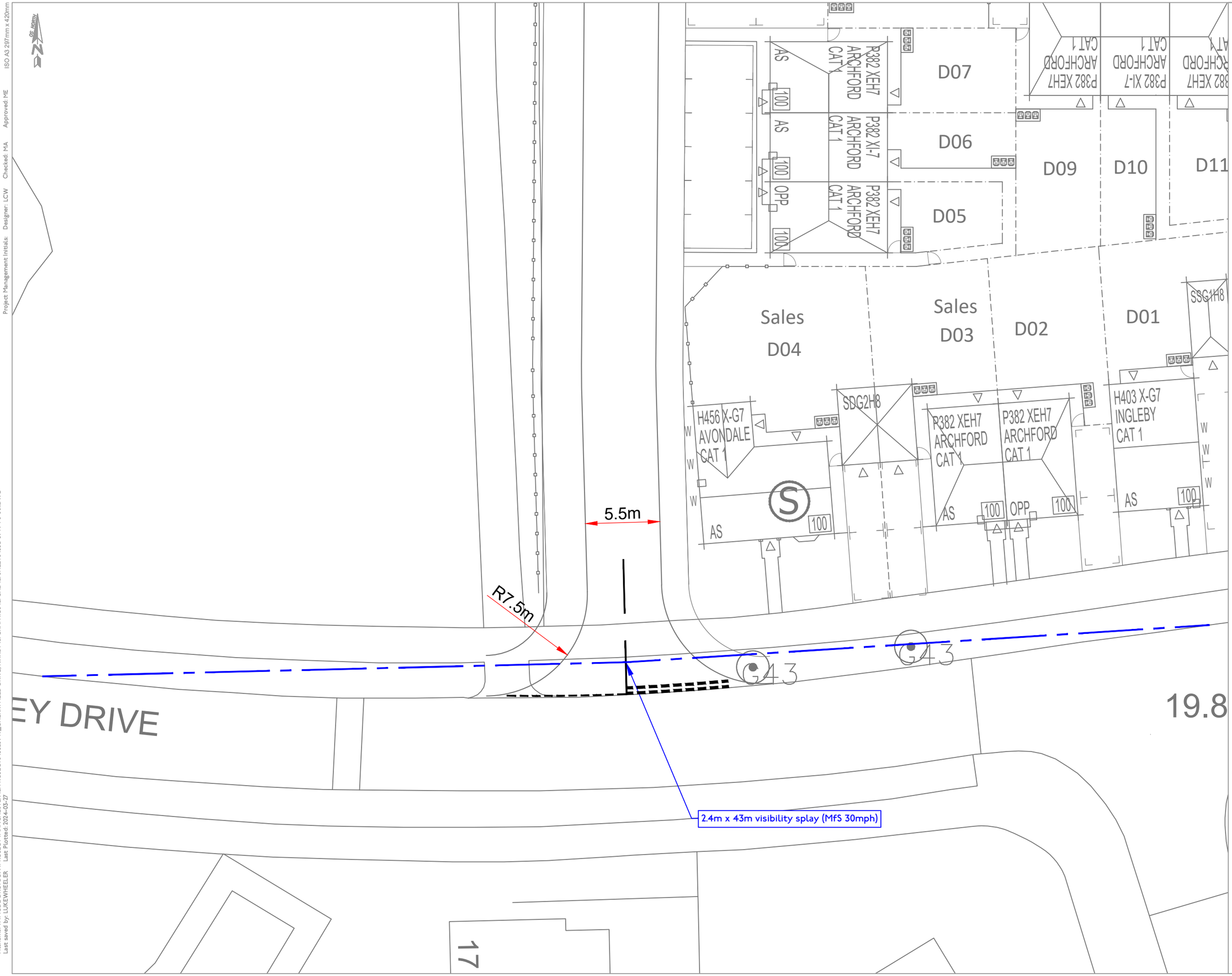

mode
transport planning
t 0161 464 9495
e info@modetranport.co.uk
w www.modetransport.co.uk

notes:

1. this drawing is to be read in conjunction with all other relevant drawings, any discrepancies, errors or omissions to be brought to the attention of overseeing organisation.
2. all dimensions to be checked before commencement of work on site.
3. all dimensions in metres unless otherwise stated.
4. the design is subject to approval of knowsley council.
5. drawing based on os mapping.

issue/revision

i/r	date	description
-	27/03/2024	issued

client: barratt and david wilson homes

project: cherryfield drive, kirkby

project number: J326949

scale: 1:250@A3

drawing title:
preliminary site access

drawing number:
J32-6949-PS-004

APPENDIX E Swept Path Analysis – 11.2m Refuse Vehicle

ISO A3 297mm x 420mm
Approved: ME
Checked: MA
Designer: LCW
Project Management Initials:
Filename: Y:\MODE DROPBOX\PROJECT\MANCHESTER\2. PROJECTS\J326949_CHERRYFIELD DRIVE, KIRKBY\5. GRAPHICS\2. CAD\2. SHEETS\J32-6949-PS-001.DWG
Last saved by: LUKEWHEELER Last Plotted: 2024-03-27

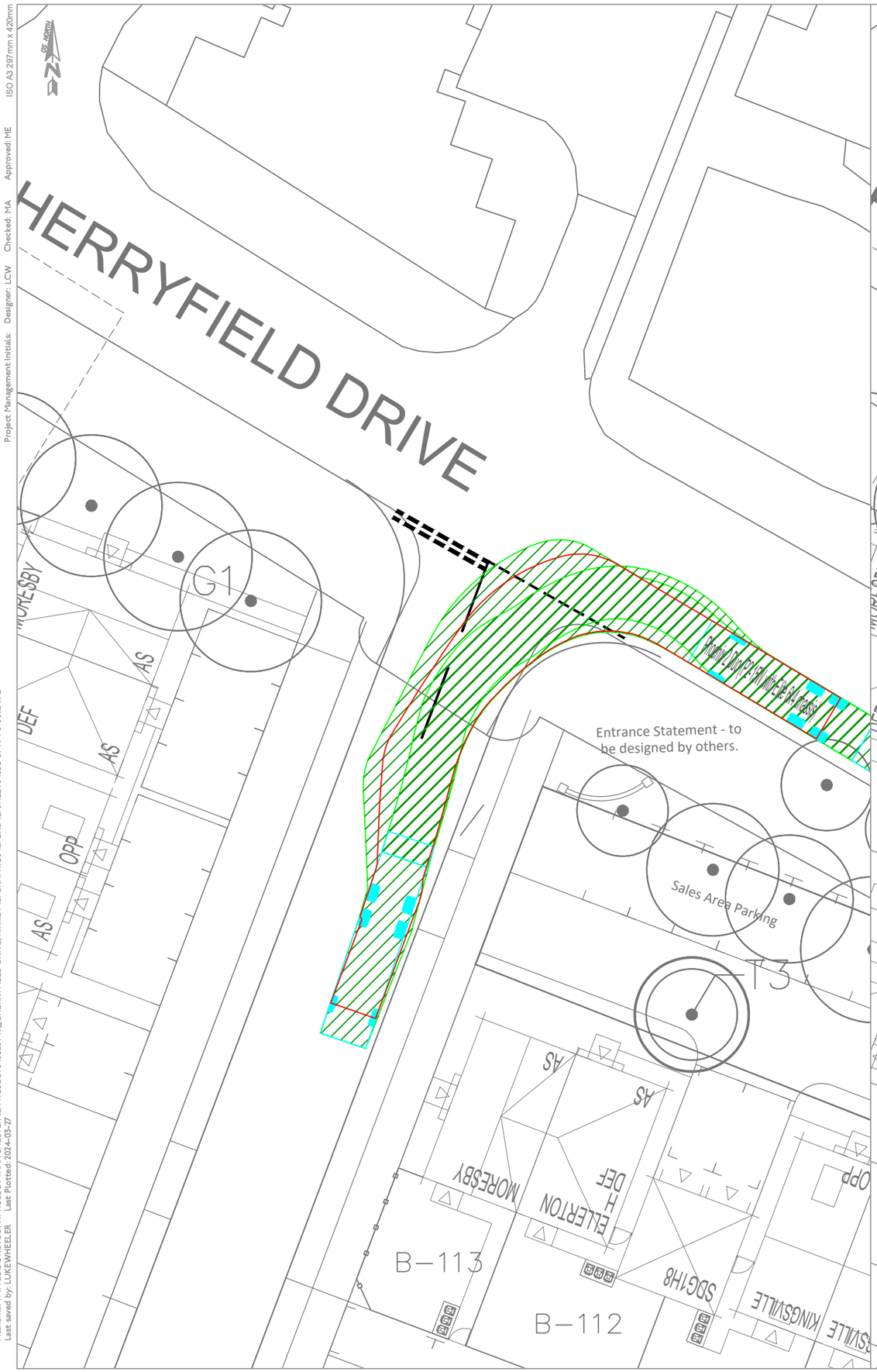

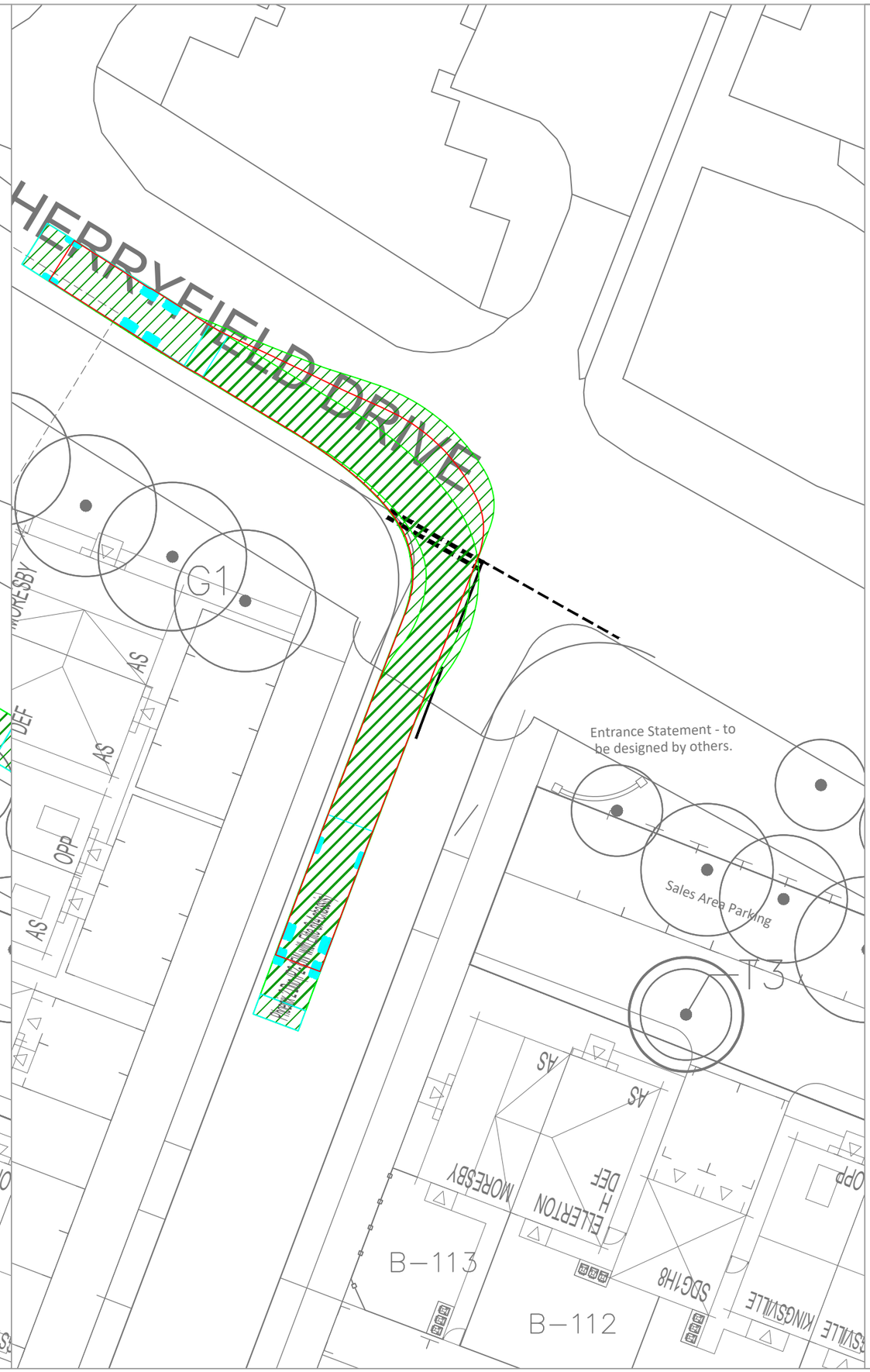

mode
transport planning
t 0161 464 9495
e info@modetranport.co.uk
w www.modetransport.co.uk

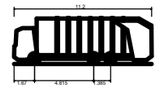

Phoenix 2 Duo (P2-15W with Elite 6x4 chassis)

Overall Length	11.200m
Overall Width	2.530m
Overall Body Height	3.751m
Min Body Ground Clearance	0.304m
Track Width	2.500m
Lock to lock time	4.00s
Kerb to Kerb Turning Radius	9.500m

notes:

1. this drawing is to be read in conjunction with all other relevant drawings, any discrepancies, errors or omissions to be brought to the attention of overseeing organisation.
2. all dimensions to be checked before commencement of work on site.
3. all dimensions in metres unless otherwise stated.
4. the design is subject to approval of knowsley council.
5. drawing based on os mapping.

issue/revision

i/r	date	description
-	27/03/2024	issued

client: barratt and david wilson homes

project: cherryfield drive, kirkby

project number: J326949

scale: 1:250@A3

drawing title:
swept path analysis

drawing number:
J32-6949-PS-005

ISO A3 297mm x 420mm
Approved: ME
Checked: MA
Designer: LCW
Project Management Initials:
Filename: Y:\MODE DROPBOX\PROJECT\MANCHESTER\2. PROJECTS\J326949_CHERRYFIELD DRIVE, KIRKBY\5. GRAPHICS\2. CAD\2. SHEETS\J32-6949-PS-001.DWG
Last saved by: LUKEWHEELER Last Plotted: 2024-03-27

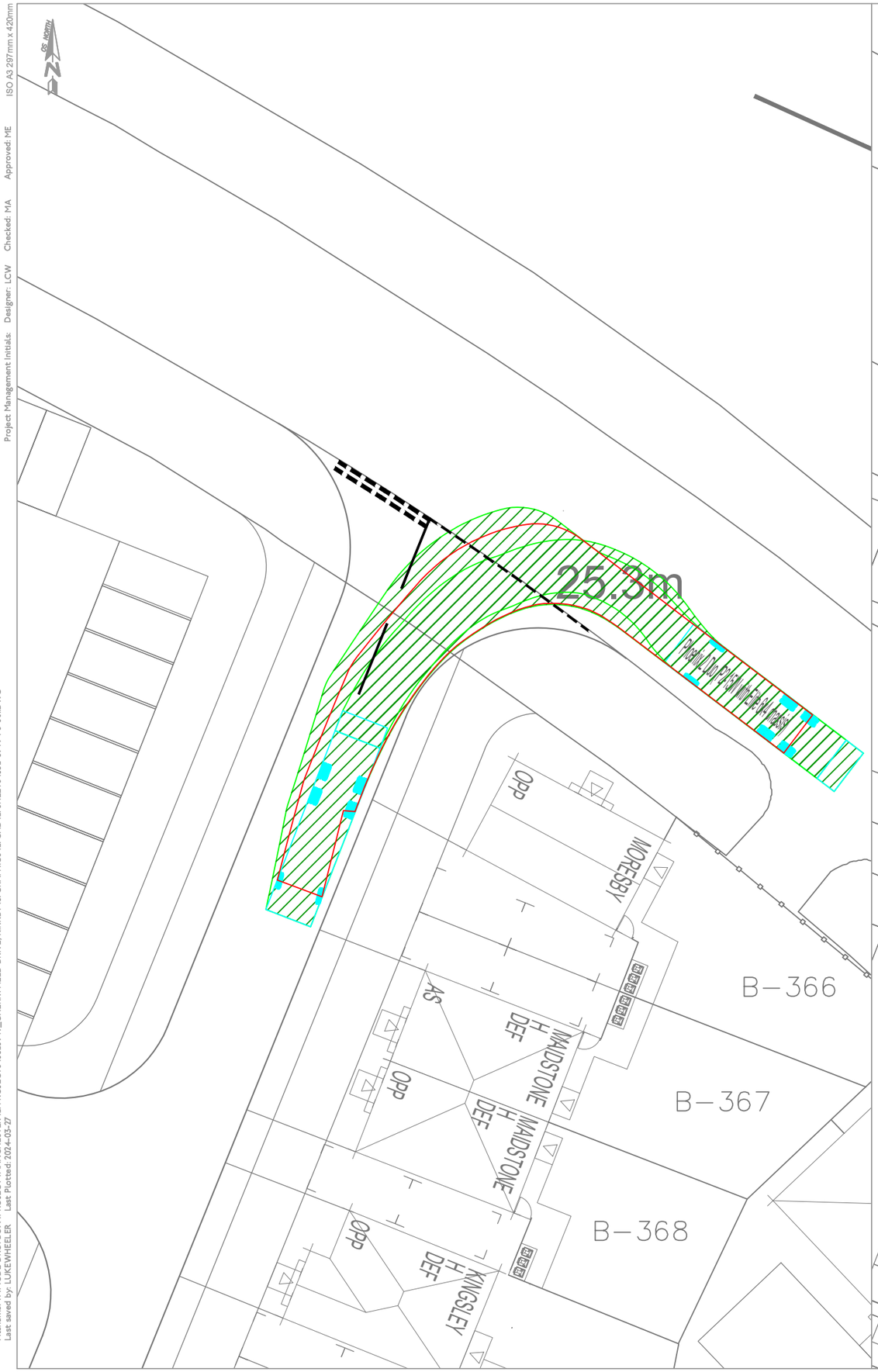

mode
transport planning
t 0161 464 9495
e info@modetranport.co.uk
w www.modetransport.co.uk

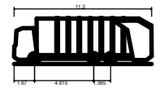

Phoenix 2 Duo (P2-15W with Elite 6x4 chassis)	
Overall Length	11.200m
Overall Width	2.530m
Overall Body Height	3.751m
Min Body Ground Clearance	0.304m
Track Width	2.500m
Lock to lock time	4.00s
Kerb to Kerb Turning Radius	9.500m

notes:

1. this drawing is to be read in conjunction with all other relevant drawings, any discrepancies, errors or omissions to be brought to the attention of overseeing organisation.
2. all dimensions to be checked before commencement of work on site.
3. all dimensions in metres unless otherwise stated.
4. the design is subject to approval of knowsley council.
5. drawing based on os mapping.

issue/revision

-	27/03/2024	issued
i/r	date	description

client: barratt and david wilson homes

project: cherryfield drive, kirkby

project number: J326949

scale: 1:250@A3

drawing title:
swept path analysis

drawing number:
J32-6949-PS-006

Project Management Initials: Designer: LCW Checked: MA Approved: ME ISO A3 297mm x 420mm

Filename: Y:\MODE DROPBOX\PROJECT\MANCHESTER\2. PROJECTS\J326949_CHERRYFIELD DRIVE, KIRKBY\5. GRAPHICS\2. CAD\2. SHEETS\J32-6949-PS-001.DWG
Last saved by: LUKEWHEELER Last Plotted: 2024-03-27

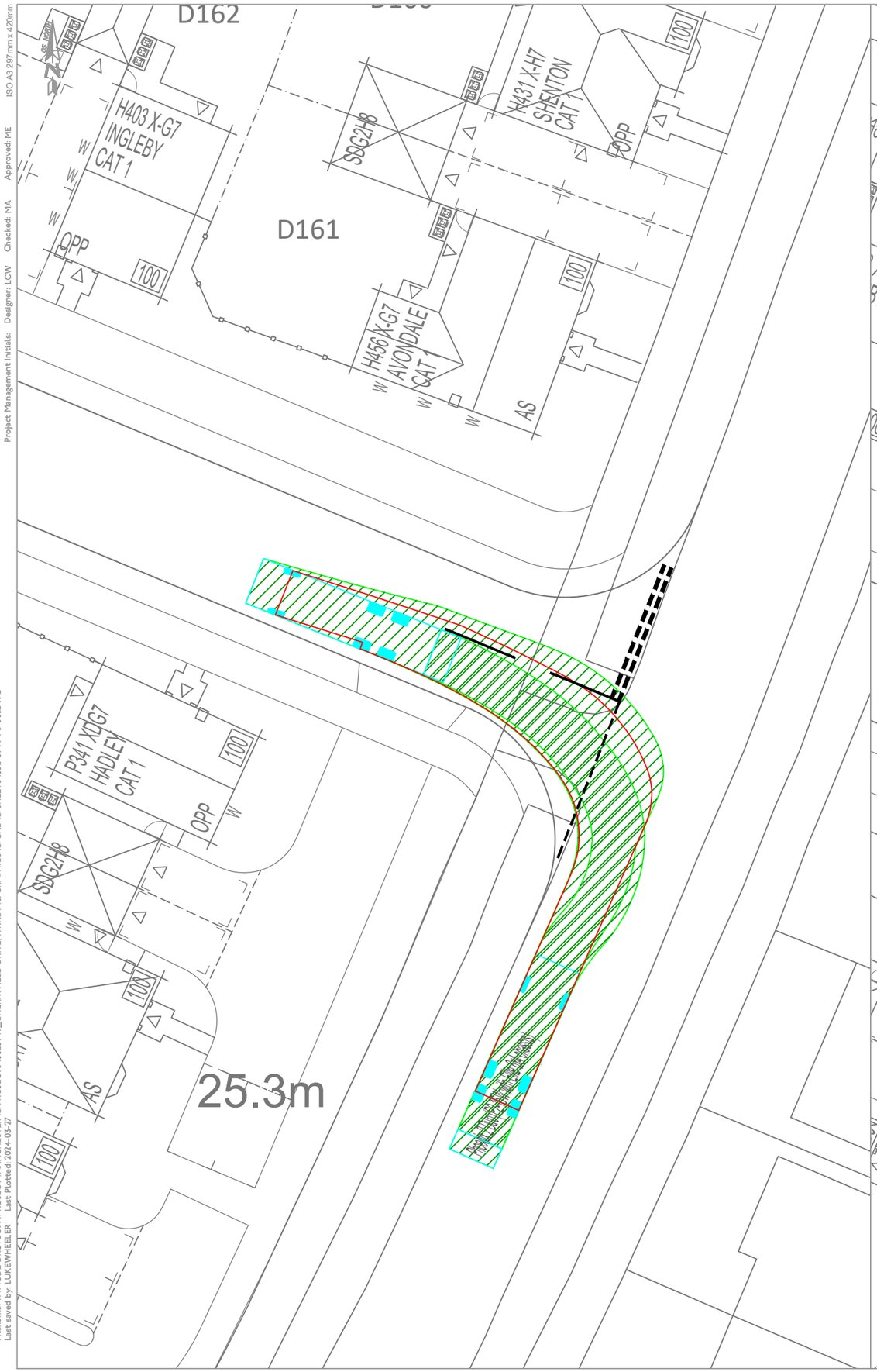

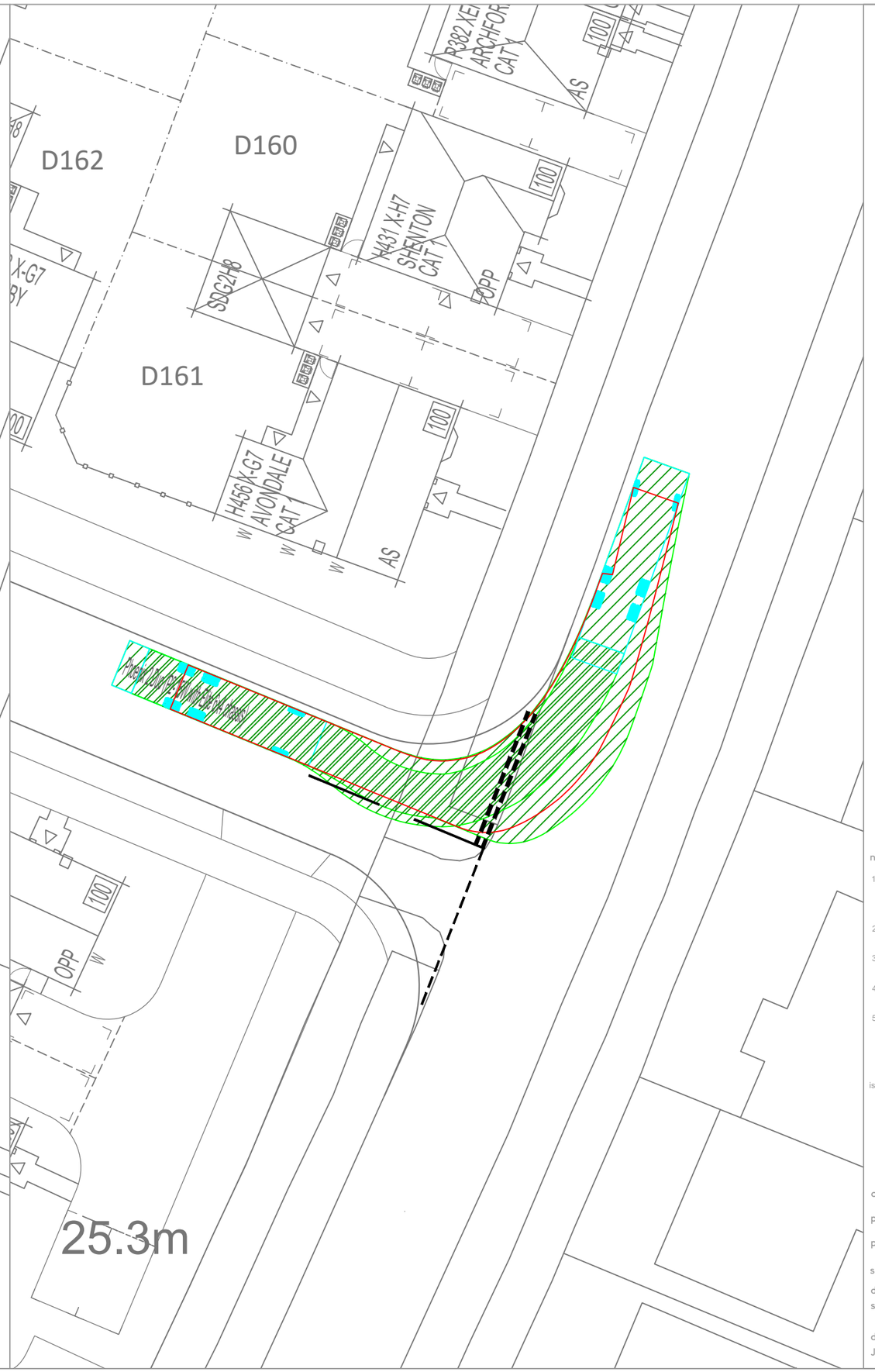

mode
transport planning
t 0161 464 9495
e info@modetranport.co.uk
w www.modetransport.co.uk

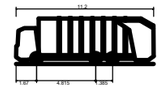

Phoenix 2 Duo (P2-15W with Elite 6x4 chassis)	
Overall Length	11.200m
Overall Width	2.530m
Overall Body Height	3.751m
Min Body Ground Clearance	0.304m
Track Width	2.500m
Lock to lock time	4.00s
Kerb to Kerb Turning Radius	9.500m

notes:

1. this drawing is to be read in conjunction with all other relevant drawings, any discrepancies, errors or omissions to be brought to the attention of overseeing organisation.
2. all dimensions to be checked before commencement of work on site.
3. all dimensions in metres unless otherwise stated.
4. the design is subject to approval of knowsley council.
5. drawing based on os mapping.

issue/revision

-	27/03/2024	issued
i/r	date	description

client: barratt and david wilson homes

project: cherryfield drive, kirkby

project number: J326949

scale: 1:250@A3

drawing title:
swept path analysis

drawing number:
J32-6949-PS-007

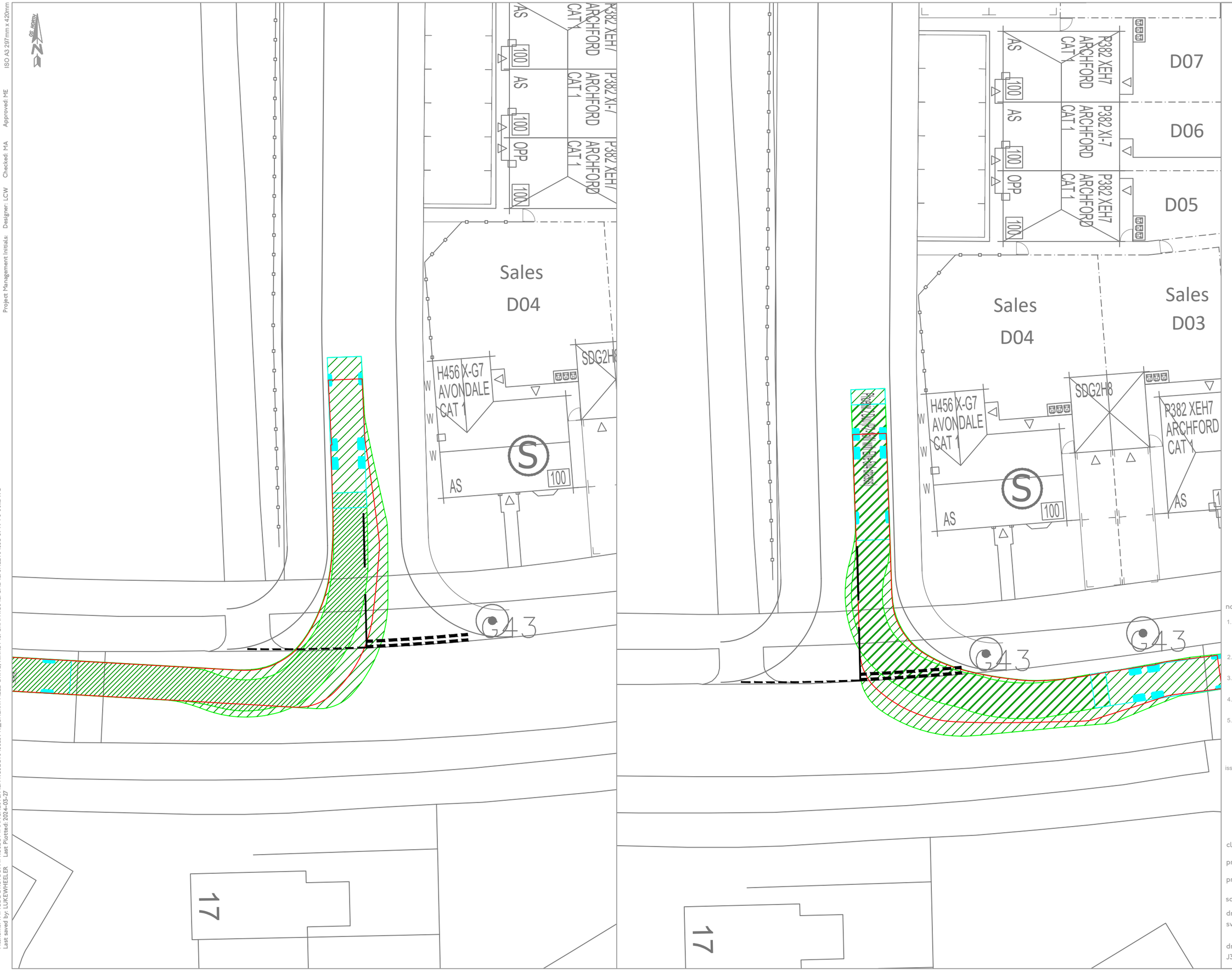

Phoenix 2 Duo (P2-15W with Elite 6x4 chassis)

Overall Length	11.200m
Overall Width	2.530m
Overall Body Height	3.751m
Min Body Ground Clearance	0.304m
Track Width	2.500m
Lock to lock time	4.00s
Kerb to Kerb Turning Radius	9.500m

notes:

1. this drawing is to be read in conjunction with all other relevant drawings, any discrepancies, errors or omissions to be brought to the attention of overseeing organisation.
2. all dimensions to be checked before commencement of work on site.
3. all dimensions in metres unless otherwise stated.
4. the design is subject to approval of knowsley council.
5. drawing based on os mapping.

issue/revision

i/r	date	description
-	27/03/2024	issued

client: barratt and david wilson homes

project: cherryfield drive, kirkby

project number: J326949

scale: 1:250@A3

drawing title:
swept path analysis

drawing number:
J32-6949-PS-008

mode
transport planning
t 0161 464 9495
e info@modetranport.co.uk
w www.modetransport.co.uk

Filename: Y:\MODE DROPBOX\PROJECT\MANCHESTER\2. PROJECTS\J326949_CHERRYFIELD DRIVE, KIRKBY\5. GRAPHICS\2. CAD\2. SHEETS\J32-6949-PS-008.DWG
Last saved by: LUKEWHEELER Last Plotted: 2024-03-27
Project Management Initials: Designer: LCW Checked: MA Approved: ME ISO A3 297mm x 420mm

APPENDIX F MASA Questionnaire

Minimum Accessibility Standards Assessment (MASA)

Address: Cherryfield Drive, Kirkby

Completed by: Mode Transport Planning

Based on the proposed number of dwellings and location, the development is classified in the MASA standards as a 'major & Large' development, located in an 'Other Urban'.

Criteria	Description	Score
	Access Diagram	
Access Diagram	Has a diagram been submitted which shows how people move to and through the place and how this links to surrounding roads, footpaths and sight lines?	Yes
	Access on Foot	
Location	Is the development within 500m of a district or local centre?	Yes (2 points)
Internal Layout	Does 'circulation' and access inside the site reflect direct, safe and easy to use pedestrian routes for all, with priority given to pedestrians when they have to cross roads or cycle routes?	Yes (1 point)
External Layout	Are there barriers between the site and local facilities or housing, which restrict pedestrian access?	No (1 point)
Other	The development links to identified recreational walking network	Yes
Section Summary	Minimum Score Required Actual Score	4 points 4 points
	Access by Cycle	
Location	Is the development within 1 mile of a district or local centre?	Yes (2 Points)
Internal Layout	Does the 'circulation' and access inside the site reflect direct and safe cycle routes, with priority given to cyclists where they meet motor vehicles?	Yes (1 point)
External Layout	The development is within 400m of an existing or proposed cycle route?	Yes (1 point)
Other	Development include shower facilities and lockers for cyclists?	Yes (1 Point)
Section Summary	Minimum Score Required Actual Score	5 points 5 points

Criteria	Description	Score
	Access by Public Transport	
Location and access to public transport	Is the site within a 200m walk of a bus stop and/ or 400m of a rail station?	Yes (2 points)
	Are there barriers on direct and safe pedestrian routes to bus stops or rail stations?	No (1 point)
Frequency	High (4 or more buses an hour)	Yes (2 points)
Other	N/A	0 points
Section Summary	Minimum Score Required	6 points
	Actual Score	**5 points**
	Vehicle Access and Parking	
Parking	Off-street parking provided is advised in Section 4 for that development type	Yes (1 point)
	The off-street parking less than 75% of recommended	Yes (2 points)
Section Summary	Minimum Score Required	1 point
	Actual Score	**3 points**

APPENDIX G Full TRICS Outputs

mode transport limited Lombard House, 145 Great Charles Street Birmimgham, B3 3LP Licence No: 754101

Calculation Reference: AUDIT-754101-220913-0939

TRIP RATE CALCULATION SELECTION PARAMETERS:

Land Use : 03 - RESIDENTIAL
Category : A - HOUSES PRIVATELY OWNED
MULTI-MODAL TOTAL VEHICLES

Selected regions and areas:

01	GREATER LONDON		
	HO	HOUNSLOW	1 days
	WF	WALTHAM FOREST	1 days
02	SOUTH EAST		
	HC	HAMPSHIRE	1 days
	KC	KENT	2 days
03	SOUTH WEST		
	DV	DEVON	3 days
	WL	WILTSHIRE	1 days
04	EAST ANGLIA		
	CA	CAMBRIDGESHIRE	1 days
05	EAST MIDLANDS		
	LN	LINCOLNSHIRE	1 days
06	WEST MIDLANDS		
	WM	WEST MIDLANDS	1 days
07	YORKSHIRE & NORTH LINCOLNSHIRE		
	NE	NORTH EAST LINCOLNSHIRE	1 days
	NY	NORTH YORKSHIRE	2 days
08	NORTH WEST		
	CH	CHESHIRE	1 days
09	NORTH		
	CB	CUMBRIA	1 days
	DH	DURHAM	1 days
10	WALES		
	PS	POWYS	2 days
11	SCOTLAND		
	HI	HIGHLAND	1 days
12	CONNAUGHT		
	LT	LEITRIM	1 days
	RO	ROSCOMMON	1 days
14	LEINSTER		
	WC	WICKLOW	1 days
16	ULSTER (REPUBLIC OF IRELAND)		
	DN	DONEGAL	1 days

This section displays the number of survey days per TRICS® sub-region in the selected set

Primary Filtering selection:

This data displays the chosen trip rate parameter and its selected range. Only sites that fall within the parameter range are included in the trip rate calculation.

Parameter: No of Dwellings
Actual Range: 9 to 363 (units:)
Range Selected by User: 4 to 1817 (units:)

Parking Spaces Range: All Surveys Included

Parking Spaces per Dwelling Range: All Surveys Included

Bedrooms per Dwelling Range: All Surveys Included

Percentage of dwellings privately owned: All Surveys Included

Public Transport Provision:
Selection by: Include all surveys

Date Range: 01/01/14 to 24/11/21

This data displays the range of survey dates selected. Only surveys that were conducted within this date range are included in the trip rate calculation.

Selected survey days:

Monday	8 days
Tuesday	5 days
Wednesday	5 days
Thursday	4 days
Friday	3 days

This data displays the number of selected surveys by day of the week.

Selected survey types:

Manual count	25 days
Directional ATC Count	0 days

This data displays the number of manual classified surveys and the number of unclassified ATC surveys, the total adding up to the overall number of surveys in the selected set. Manual surveys are undertaken using staff, whilst ATC surveys are undertaking using machines.

Selected Locations:

Edge of Town Centre	9
Suburban Area (PPS6 Out of Centre)	16

This data displays the number of surveys per main location category within the selected set. The main location categories consist of Free Standing, Edge of Town, Suburban Area, Neighbourhood Centre, Edge of Town Centre, Town Centre and Not Known.

Selected Location Sub Categories:

Residential Zone	25

This data displays the number of surveys per location sub-category within the selected set. The location sub-categories consist of Commercial Zone, Industrial Zone, Development Zone, Residential Zone, Retail Zone, Built-Up Zone, Village, Out of Town, High Street and No Sub Category.

Secondary Filtering selection:

Use Class:

C3	25 days

This data displays the number of surveys per Use Class classification within the selected set. The Use Classes Order 2005 has been used for this purpose, which can be found within the Library module of TRICS®.

Population within 500m Range:
All Surveys Included

Secondary Filtering selection (Cont.):

Population within 1 mile:

1,001 to 5,000	3 days
5,001 to 10,000	6 days
10,001 to 15,000	5 days
15,001 to 20,000	3 days
20,001 to 25,000	2 days
25,001 to 50,000	4 days
50,001 to 100,000	2 days

This data displays the number of selected surveys within stated 1-mile radii of population.

Population within 5 miles:

5,001 to 25,000	11 days
25,001 to 50,000	1 days
50,001 to 75,000	4 days
75,001 to 100,000	2 days
125,001 to 250,000	4 days
250,001 to 500,000	1 days
500,001 or More	2 days

This data displays the number of selected surveys within stated 5-mile radii of population.

Car ownership within 5 miles:

0.5 or Less	1 days
0.6 to 1.0	6 days
1.1 to 1.5	18 days

This data displays the number of selected surveys within stated ranges of average cars owned per residential dwelling, within a radius of 5-miles of selected survey sites.

Travel Plan:

Yes	2 days
No	23 days

This data displays the number of surveys within the selected set that were undertaken at sites with Travel Plans in place, and the number of surveys that were undertaken at sites without Travel Plans.

PTAL Rating:

No PTAL Present	23 days
3 Moderate	1 days
5 Very Good	1 days

This data displays the number of selected surveys with PTAL Ratings.

LIST OF SITES relevant to selection parameters

1 CA-03-A-05 DETACHED HOUSES CAMBRIDGESHIRE
EASTFIELD ROAD
PETERBOROUGH

Suburban Area (PPS6 Out of Centre)
Residential Zone
Total No of Dwellings: 28
Survey date: MONDAY *17/10/16* *Survey Type: MANUAL*

2 CB-03-A-05 DETACHED/TERRACED HOUSING CUMBRIA
MACADAM WAY
PENRITH

Edge of Town Centre
Residential Zone
Total No of Dwellings: 50
Survey date: TUESDAY *21/06/16* *Survey Type: MANUAL*

3 CH-03-A-11 TOWN HOUSES CHESHIRE
LONDON ROAD
NORTHWICH
LEFTWICH
Suburban Area (PPS6 Out of Centre)
Residential Zone
Total No of Dwellings: 24
Survey date: THURSDAY *06/06/19* *Survey Type: MANUAL*

4 DH-03-A-01 SEMI DETACHED DURHAM
GREENFIELDS ROAD
BISHOP AUCKLAND

Suburban Area (PPS6 Out of Centre)
Residential Zone
Total No of Dwellings: 50
Survey date: TUESDAY *28/03/17* *Survey Type: MANUAL*

5 DN-03-A-05 DETACHED/SEMI-DETACHED DONEGAL
GORTLEE ROAD
LETTERKENNY
GORTLEE
Suburban Area (PPS6 Out of Centre)
Residential Zone
Total No of Dwellings: 146
Survey date: WEDNESDAY *03/09/14* *Survey Type: MANUAL*

6 DV-03-A-01 TERRACED HOUSES DEVON
BRONSHILL ROAD
TORQUAY

Suburban Area (PPS6 Out of Centre)
Residential Zone
Total No of Dwellings: 37
Survey date: WEDNESDAY *30/09/15* *Survey Type: MANUAL*

7 DV-03-A-02 HOUSES & BUNGALOWS DEVON
MILLHEAD ROAD
HONITON

Suburban Area (PPS6 Out of Centre)
Residential Zone
Total No of Dwellings: 116
Survey date: FRIDAY *25/09/15* *Survey Type: MANUAL*

LIST OF SITES relevant to selection parameters (Cont.)

8 DV-03-A-03 TERRACED & SEMI DETACHED DEVON
LOWER BRAND LANE
HONITON

Suburban Area (PPS6 Out of Centre)
Residential Zone
Total No of Dwellings: 70
Survey date: MONDAY *28/09/15* *Survey Type: MANUAL*

9 HC-03-A-23 HOUSES & FLATS HAMPSHIRE
CANADA WAY
LIPHOOK

Suburban Area (PPS6 Out of Centre)
Residential Zone
Total No of Dwellings: 62
Survey date: TUESDAY *19/11/19* *Survey Type: MANUAL*

10 HI-03-A-14 SEMI-DETACHED & TERRACED HIGHLAND
KING BRUDE ROAD
INVERNESS
SCORGUIE
Suburban Area (PPS6 Out of Centre)
Residential Zone
Total No of Dwellings: 40
Survey date: WEDNESDAY *23/03/16* *Survey Type: MANUAL*

11 HO-03-A-02 MIXED HOUSES HOUNSLOW
HIBERNIAN ROAD
HOUNSLOW

Edge of Town Centre
Residential Zone
Total No of Dwellings: 50
Survey date: MONDAY *29/06/15* *Survey Type: MANUAL*

12 KC-03-A-03 MIXED HOUSES & FLATS KENT
HYTHE ROAD
ASHFORD
WILLESBOROUGH
Suburban Area (PPS6 Out of Centre)
Residential Zone
Total No of Dwellings: 51
Survey date: THURSDAY *14/07/16* *Survey Type: MANUAL*

13 KC-03-A-06 MIXED HOUSES & FLATS KENT
MARGATE ROAD
HERNE BAY

Suburban Area (PPS6 Out of Centre)
Residential Zone
Total No of Dwellings: 363
Survey date: WEDNESDAY *27/09/17* *Survey Type: MANUAL*

14 LN-03-A-04 DETACHED & SEMI-DETACHED LINCOLNSHIRE
EGERTON ROAD
LINCOLN

Edge of Town Centre
Residential Zone
Total No of Dwellings: 30
Survey date: MONDAY *29/06/15* *Survey Type: MANUAL*

15 LT-03-A-01 SEMI-DETACHED & DETACHED LEITRIM
ARD NA SI
CARRICK-ON-SHANNON
ATTIRORY
Suburban Area (PPS6 Out of Centre)
Residential Zone
Total No of Dwellings: 90
Survey date: FRIDAY *24/04/15* *Survey Type: MANUAL*

LIST OF SITES relevant to selection parameters (Cont.)

16 NE-03-A-03 PRIVATE HOUSES NORTH EAST LINCOLNSHIRE
STATION ROAD
SCUNTHORPE

Edge of Town Centre
Residential Zone
Total No of Dwellings: 180
Survey date: TUESDAY *20/05/14* *Survey Type: MANUAL*

17 NY-03-A-12 TOWN HOUSES NORTH YORKSHIRE
RACECOURSE LANE
NORTHALLERTON

Edge of Town Centre
Residential Zone
Total No of Dwellings: 47
Survey date: TUESDAY *27/09/16* *Survey Type: MANUAL*

18 NY-03-A-13 TERRACED HOUSES NORTH YORKSHIRE
CATTERICK ROAD
CATTERICK GARRISON
OLD HOSPITAL COMPOUND
Suburban Area (PPS6 Out of Centre)
Residential Zone
Total No of Dwellings: 10
Survey date: WEDNESDAY *10/05/17* *Survey Type: MANUAL*

19 PS-03-A-01 MIXED HOUSES POWYS
BRYN GLAS
WELSHPOOL

Edge of Town Centre
Residential Zone
Total No of Dwellings: 16
Survey date: MONDAY *11/05/15* *Survey Type: MANUAL*

20 PS-03-A-02 DETACHED/SEMI-DETACHED POWYS
GUNROG ROAD
WELSHPOOL

Suburban Area (PPS6 Out of Centre)
Residential Zone
Total No of Dwellings: 28
Survey date: MONDAY *11/05/15* *Survey Type: MANUAL*

21 RO-03-A-04 SEMI DET. & BUNGALOWS ROSCOMMON
EAGLE COURT
ROSCOMMON
ARDNANAGH
Suburban Area (PPS6 Out of Centre)
Residential Zone
Total No of Dwellings: 39
Survey date: FRIDAY *26/09/14* *Survey Type: MANUAL*

22 WC-03-A-02 DETACHED HOUSES WICKLOW
MARLTON ROAD
WICKLOW
FRIARSHILL
Edge of Town Centre
Residential Zone
Total No of Dwellings: 45
Survey date: MONDAY *28/05/18* *Survey Type: MANUAL*

LIST OF SITES relevant to selection parameters (Cont.)

23 WF-03-A-02 SEMI DETACHED & TERRACED WALTHAM FOREST
PALMERSTON ROAD
WALTHAMSTOW

Edge of Town Centre
Residential Zone
Total No of Dwellings: 9
Survey date: THURSDAY *06/06/19* *Survey Type: MANUAL*

24 WL-03-A-02 SEMI DETACHED WILTSHIRE
HEADLANDS GROVE
SWINDON

Suburban Area (PPS6 Out of Centre)
Residential Zone
Total No of Dwellings: 27
Survey date: THURSDAY *22/09/16* *Survey Type: MANUAL*

25 WM-03-A-05 TERRACED & DETACHED WEST MIDLANDS
COUNDON ROAD
COVENTRY

Edge of Town Centre
Residential Zone
Total No of Dwellings: 89
Survey date: MONDAY *21/11/16* *Survey Type: MANUAL*

This section provides a list of all survey sites and days in the selected set. For each individual survey site, it displays a unique site reference code and site address, the selected trip rate calculation parameter and its value, the day of the week and date of each survey, and whether the survey was a manual classified count or an ATC count.

MANUALLY DESELECTED SITES

Site Ref	Reason for Deselection
DL-03-A-11	Covid-19
MG-03-A-01	Covid-19
MG-03-A-02	Covid-19
SF-03-A-09	Covid-19

TRIP RATE for Land Use 03 - RESIDENTIAL/A - HOUSES PRIVATELY OWNED
MULTI-MODAL TOTAL VEHICLES
Calculation factor: 1 DWELLS
BOLD print indicates peak (busiest) period
Total People to Total Vehicles ratio (all time periods and directions): 1.86

	ARRIVALS			DEPARTURES			TOTALS		
Time Range	No. Days	Ave. DWELLS	Trip Rate	No. Days	Ave. DWELLS	Trip Rate	No. Days	Ave. DWELLS	Trip Rate
00:00 - 01:00									
01:00 - 02:00									
02:00 - 03:00									
03:00 - 04:00									
04:00 - 05:00									
05:00 - 06:00									
06:00 - 07:00									
07:00 - 08:00	25	68	0.055	25	68	0.230	25	68	0.285
08:00 - 09:00	25	68	0.136	25	68	0.377	25	68	0.513
09:00 - 10:00	25	68	0.174	25	68	0.177	25	68	0.351
10:00 - 11:00	25	68	0.128	25	68	0.165	25	68	0.293
11:00 - 12:00	25	68	0.144	25	68	0.147	25	68	0.291
12:00 - 13:00	25	68	0.176	25	68	0.177	25	68	0.353
13:00 - 14:00	25	68	0.179	25	68	0.183	25	68	0.362
14:00 - 15:00	25	68	0.172	25	68	0.192	25	68	0.364
15:00 - 16:00	25	68	0.247	25	68	0.180	25	68	0.427
16:00 - 17:00	25	68	0.282	25	68	0.173	25	68	0.455
17:00 - 18:00	25	68	0.338	25	68	0.199	25	68	0.537
18:00 - 19:00	25	68	0.269	25	68	0.206	25	68	0.475
19:00 - 20:00	2	30	0.237	2	30	0.169	2	30	0.406
20:00 - 21:00	2	30	0.288	2	30	0.203	2	30	0.491
21:00 - 22:00									
22:00 - 23:00									
23:00 - 24:00									
Total Rates:			2.825			2.778			5.603

This section displays the trip rate results based on the selected set of surveys and the selected count type (shown just above the table). It is split by three main columns, representing arrivals trips, departures trips, and total trips (arrivals plus departures). Within each of these main columns are three sub-columns. These display the number of survey days where count data is included (per time period), the average value of the selected trip rate calculation parameter (per time period), and the trip rate result (per time period). Total trip rates (the sum of the column) are also displayed at the foot of the table.

*To obtain a trip rate, the average (mean) trip rate parameter value (TRP) is first calculated for all selected survey days that have count data available for the stated time period. The average (mean) number of arrivals, departures or totals (whichever applies) is also calculated (COUNT) for all selected survey days that have count data available for the stated time period. Then, the average count is divided by the average trip rate parameter value, and multiplied by the stated calculation factor (shown just above the table and abbreviated here as FACT). So, the method is: COUNT/TRP*FACT. Trip rates are then rounded to 3 decimal places.*

The survey data, graphs and all associated supporting information, contained within the TRICS Database are published by TRICS Consortium Limited ("the Company") and the Company claims copyright and database rights in this published work. The Company authorises those who possess a current TRICS licence to access the TRICS Database and copy the data contained within the TRICS Database for the licence holders' use only. Any resulting copy must retain all copyrights and other proprietary notices, and any disclaimer contained thereon.

The Company accepts no responsibility for loss which may arise from reliance on data contained in the TRICS Database. [No warranty of any kind, express or implied, is made as to the data contained in the TRICS Database.]

Parameter summary

Trip rate parameter range selected:	9 - 363 (units:)
Survey date date range:	01/01/14 - 24/11/21
Number of weekdays (Monday-Friday):	25
Number of Saturdays:	0
Number of Sundays:	0
Surveys automatically removed from selection:	5
Surveys manually removed from selection:	4

This section displays a quick summary of some of the data filtering selections made by the TRICS® user. The trip rate calculation parameter range of all selected surveys is displayed first, followed by the range of minimum and maximum survey dates selected by the user. Then, the total number of selected weekdays and weekend days in the selected set of surveys are show. Finally, the number of survey days that have been manually removed from the selected set outside of the standard filtering procedure are displayed.

TRIP RATE for Land Use 03 - RESIDENTIAL/A - HOUSES PRIVATELY OWNED
MULTI-MODAL TOTAL PEOPLE
Calculation factor: 1 DWELLS
BOLD print indicates peak (busiest) period
Total People to Total Vehicles ratio (all time periods and directions): 1.86

	ARRIVALS			DEPARTURES			TOTALS		
Time Range	No. Days	Ave. DWELLS	Trip Rate	No. Days	Ave. DWELLS	Trip Rate	No. Days	Ave. DWELLS	Trip Rate
00:00 - 01:00									
01:00 - 02:00									
02:00 - 03:00									
03:00 - 04:00									
04:00 - 05:00									
05:00 - 06:00									
06:00 - 07:00									
07:00 - 08:00	25	68	0.091	25	68	0.420	25	68	0.511
08:00 - 09:00	25	68	0.194	25	68	0.830	25	68	1.024
09:00 - 10:00	25	68	0.269	25	68	0.354	25	68	0.623
10:00 - 11:00	25	68	0.220	25	68	0.298	25	68	0.518
11:00 - 12:00	25	68	0.244	25	68	0.274	25	68	0.518
12:00 - 13:00	25	68	0.303	25	68	0.304	25	68	0.607
13:00 - 14:00	25	68	0.315	25	68	0.313	25	68	0.628
14:00 - 15:00	25	68	0.313	25	68	0.325	25	68	0.638
15:00 - 16:00	25	68	0.566	25	68	0.343	25	68	0.909
16:00 - 17:00	25	68	0.574	25	68	0.313	25	68	0.887
17:00 - 18:00	25	68	0.648	25	68	0.364	25	68	1.012
18:00 - 19:00	25	68	0.504	25	68	0.360	25	68	0.864
19:00 - 20:00	2	30	0.831	2	30	0.525	2	30	1.356
20:00 - 21:00	2	30	0.678	2	30	0.373	2	30	1.051
21:00 - 22:00									
22:00 - 23:00									
23:00 - 24:00									
Total Rates:			5.750			5.396			11.146

This section displays the trip rate results based on the selected set of surveys and the selected count type (shown just above the table). It is split by three main columns, representing arrivals trips, departures trips, and total trips (arrivals plus departures). Within each of these main columns are three sub-columns. These display the number of survey days where count data is included (per time period), the average value of the selected trip rate calculation parameter (per time period), and the trip rate result (per time period). Total trip rates (the sum of the column) are also displayed at the foot of the table.

*To obtain a trip rate, the average (mean) trip rate parameter value (TRP) is first calculated for all selected survey days that have count data available for the stated time period. The average (mean) number of arrivals, departures or totals (whichever applies) is also calculated (COUNT) for all selected survey days that have count data available for the stated time period. Then, the average count is divided by the average trip rate parameter value, and multiplied by the stated calculation factor (shown just above the table and abbreviated here as FACT). So, the method is: COUNT/TRP*FACT. Trip rates are then rounded to 3 decimal places.*

APPENDIX H Trip Distribution and Assignment Calculations

WU03EW - Location of usual residence and place of work by method of travel to work (MSOA level)

ONS Crown Copyright Reserved [from Nomis on 7 September 2022]

population	All usual residents aged 16 and over in employment the week before the census
units	Persons
date	2011
method of travel to work	Driving a car or van

usual residence

place of work : 2011 super output area - middle layer	E02001329 : Knowsley 003	%
E02001331 : Knowsley 005	191	17%
E02001329 : Knowsley 003	90	8%
E02001404 : Liverpool 058	39	3%
E02001347 : Liverpool 001	31	3%
E02006934 : Liverpool 062	31	3%
E02006932 : Liverpool 060	27	2%
E02001327 : Knowsley 001	25	2%
E02001351 : Liverpool 005	22	2%
E02001350 : Liverpool 004	20	2%
E02001465 : Sefton 037	18	2%
E02001455 : Sefton 027	17	1%
E02006933 : Liverpool 061	16	1%
E02001335 : Knowsley 009	15	1%
E02001341 : Knowsley 015	15	1%
E02005310 : West Lancashire 007	14	1%
E02001342 : Knowsley 016	14	1%
E02001343 : Knowsley 017	14	1%
E02001346 : Knowsley 020	14	1%
E02001372 : Liverpool 026	14	1%
E02001360 : Liverpool 014	13	1%
E02001330 : Knowsley 004	12	1%
E02001457 : Sefton 029	11	1%
E02005318 : West Lancashire 015	10	1%
E02001354 : Liverpool 008	10	1%
E02001383 : Liverpool 037	10	1%
E02001448 : Sefton 020	10	1%
E02001333 : Knowsley 007	9	1%
E02001348 : Liverpool 002	9	1%
E02001374 : Liverpool 028	9	1%
E02001377 : Liverpool 031	9	1%

Route Assignment														
M57 N	M57 S	A506 Valley Road S	Whitefield Drive	Kirkby Row	A506 County Road N	Old Rough Lane	Simonswood Lane	Parkbow Drive	Arbour Lane	Broad Lane	A5208 County Road E	Knowsley 003	A580 East Lancs Road E	Total
											17%			17%
												8%		8%
	3%													3%
		3%												3%
		3%												3%
		2%												2%
						1%			1%					2%
		2%												2%
		2%												2%
1%		1%												2%
1%		1%												1%
		1%												1%
	1%													1%
	1%													1%
					1%									1%
	1%													1%
	1%													1%
	1%													1%
	1%	1%												1%
		1%												1%
			1%	1%										1%
1%														1%
1%														1%
		1%												1%
	0%	0%												1%
0%				0%	0%									1%
	1%													1%
		1%												1%
	0%	0%												1%
	0%	0%												1%

lace of work : 2011 Local Authorit	E02001329 : Knowsley 003	%
Bolton	3	0%
Manchester	6	1%
Oldham	2	0%
Rochdale	2	0%
Salford	10	1%
Stockport	1	0%
Trafford	5	0%
Wigan	14	1%
Knowsley	27	2%
Liverpool	115	10%
St. Helens	41	4%
Sefton	62	5%
Wirral	30	3%
Halton	18	2%
Warrington	26	2%
Cheshire West and Chester	6	1%
Cheshire East	3	0%
Copeland	1	0%
Eden	1	0%
South Lakeland	1	0%
Chorley	2	0%
Preston	3	0%
South Ribble	1	0%
West Lancashire	21	2%
Total	**1,140**	**100%**

Route Assignment														
M57 N	M57 S	A506 Valley Road S	Whitefield Drive	Kirkby Row	A506 County Road N	Old Rough Lane	Simonswood Lane	Parkbow Drive	Arbour Lane	Broad Lane	A5208 County Road E / East Lancs Road E	Knowsley 003		
	0%										0%			0%
	0%										0%			1%
	0%										0%			0%
	0%										0%			0%
	0%										0%			1%
	0%													0%
	0%										0%			0%
					1%						1%			1%
	1%										1%			2%
	5%	5%												10%
	2%										2%			4%
5%														5%
	1%	1%												3%
	2%													2%
	2%													2%
	1%													1%
	0%													0%
0%														0%
0%														0%
0%														0%
0%														0%
0%														0%
0%														0%
1%					1%									2%
11%	28%	25%	1%	1%	3%	1%	0%	0%	1%	0%	22%	8%		**100%**

APPENDIX I Network Diagrams

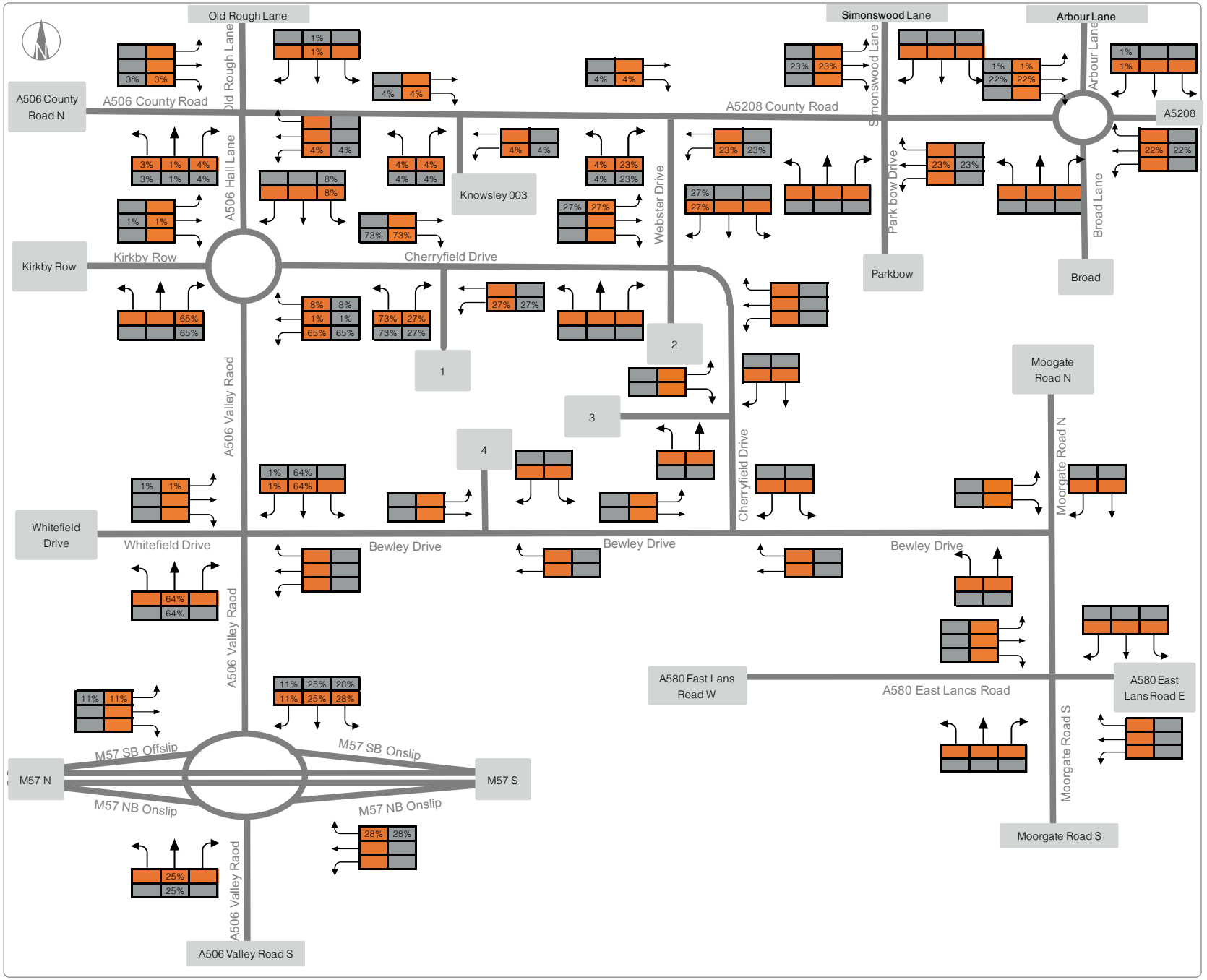

NOTES

AM Network Peak Hour (08:00 - 09:00)

PM Network Peak Hour (17:00 - 18:00)

All Flows are in PCU's

LEGEND

AM

PM

BDW

Cherryfield Drive, Kirkby

J326949

Access 1:

Trip Distribution

PREPARED	CHECKED
LCW	ME

mode transport planning

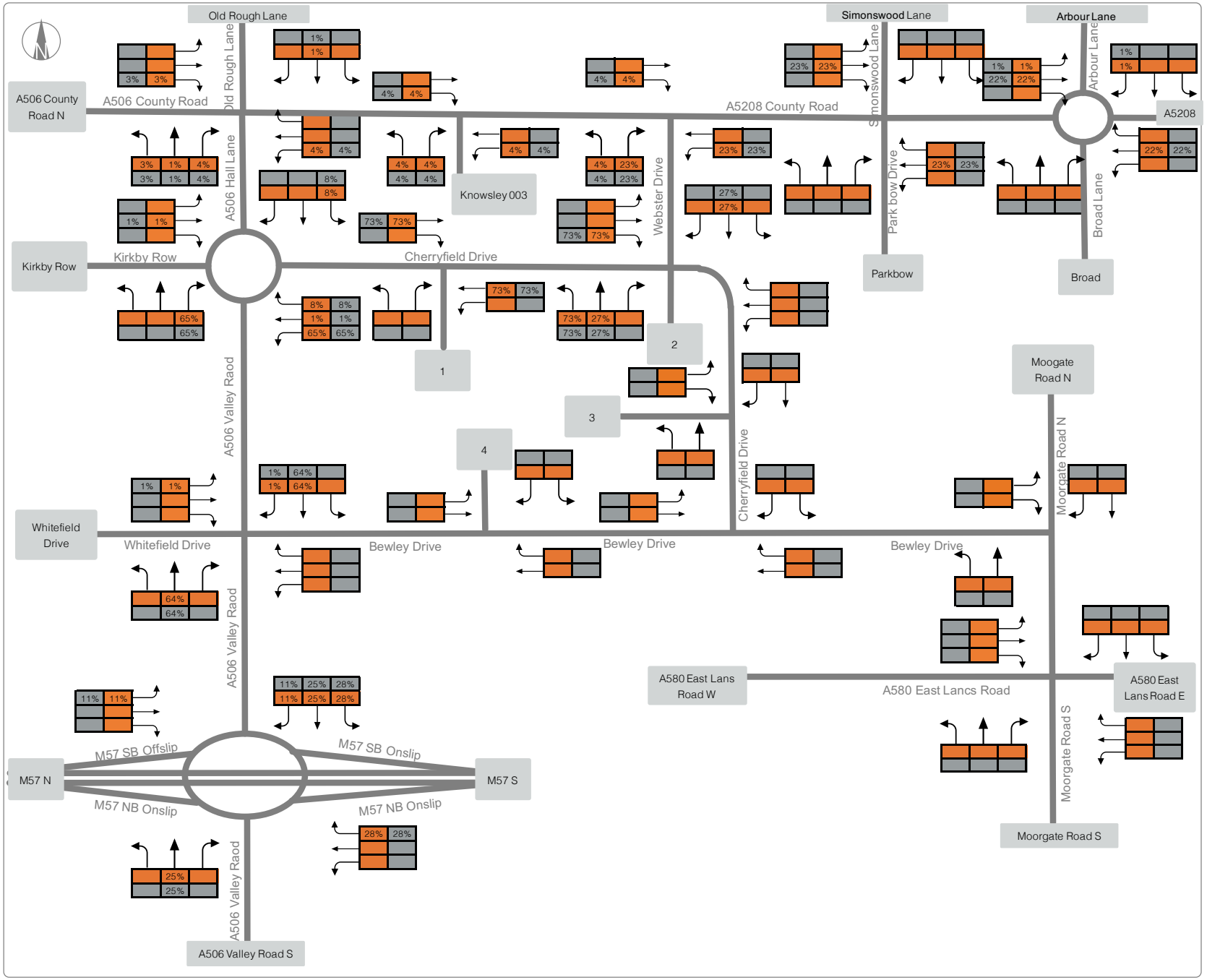

NOTES

AM Network Peak Hour (08:00 - 09:00)

PM Network Peak Hour (17:00 - 18:00)

All Flows are in PCU's

LEGEND

AM

PM

BDW

Cherryfield Drive, Kirkby

J326949

Access 2:

Trip Distribution

PREPARED	CHECKED
LCW	ME

mode transport planning

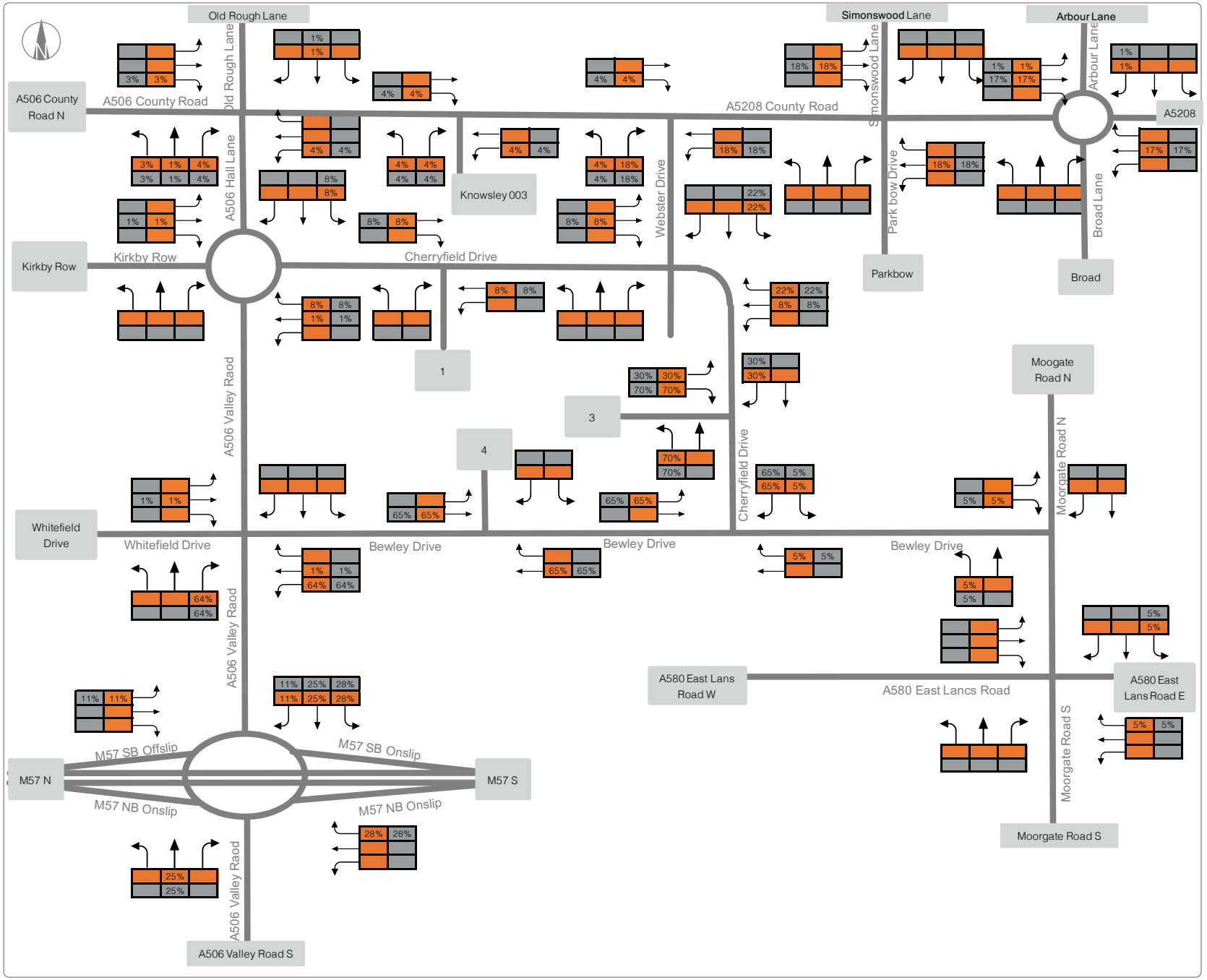

NOTES

AM Network Peak Hour (08:00 - 09:00)

PM Network Peak Hour (17:00 - 18:00)

All Flows are in PCU's

LEGEND

AM

PM

BDW

Cherryfield Drive, Kirkby

J326949

Access 3:

Trip Distribution

PREPARED	CHECKED
LCW	ME

mode transport planning

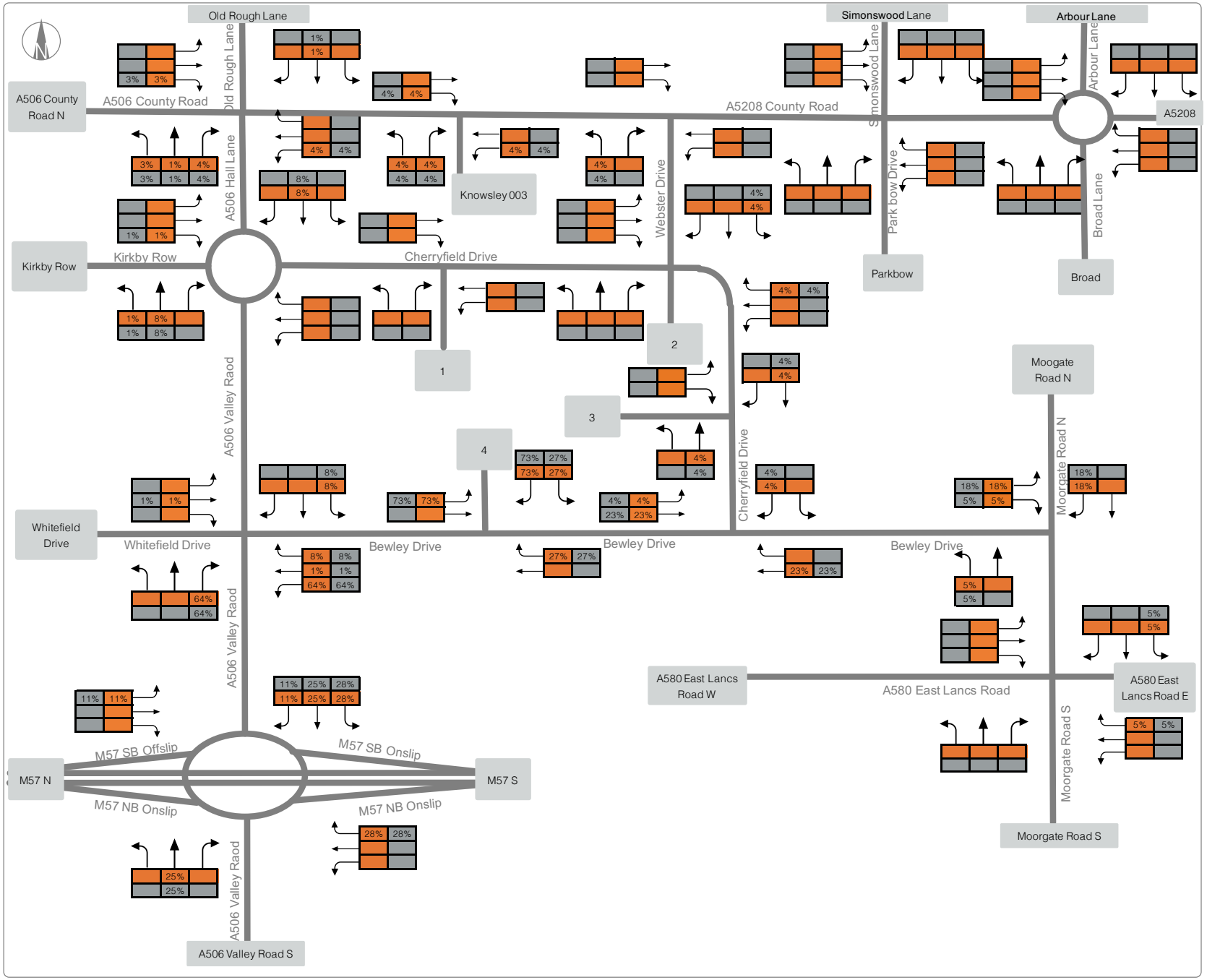

NOTES

AM Network Peak Hour (08:00 - 09:00)

PM Network Peak Hour (17:00 - 18:00)

All Flows are in PCU's

LEGEND

AM

PM

BDW

Cherryfield Drive, Kirkby

J326949

Access 4:

Trip Distribution

PREPARED	CHECKED
LCW	ME

mode transport planning

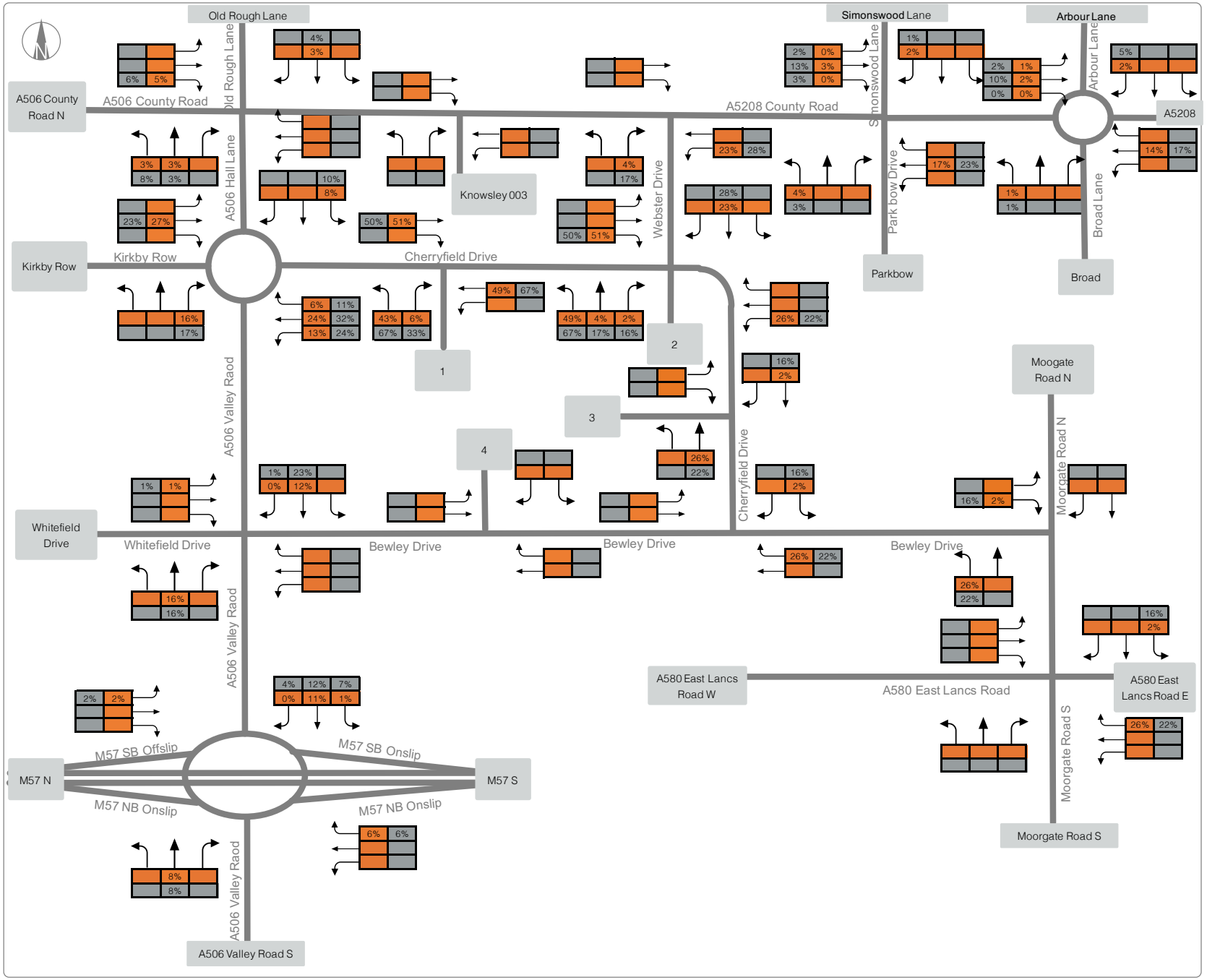

NOTES

Peak hours are based on the AM and PM peak hours of the individual junctions, opposed to the whole network.

All Flows are in PCU's

LEGEND

AM

PM

BDW

Cherryfield Drive, Kirkby

J326949

New Car Park Trip Distribution

PREPARED	CHECKED
RW	ME

mode transport planning

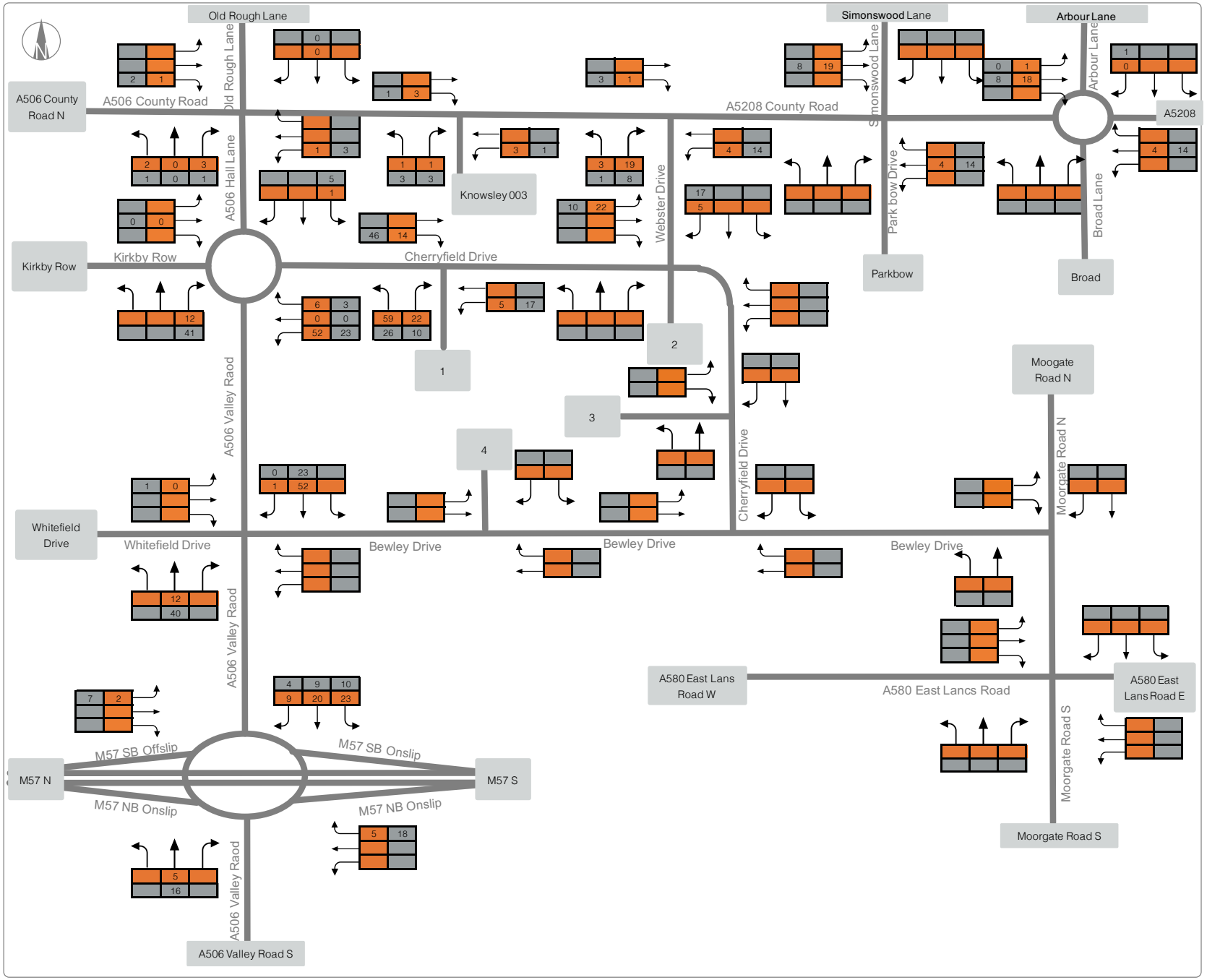

NOTES

AM Network Peak Hour (08:00 - 09:00)

PM Network Peak Hour (17:00 - 18:00)

All Flows are in PCU's

LEGEND

AM

PM

BDW

Cherryfield Drive, Kirkby

J326949

Access 1: Residential Trips

PREPARED	CHECKED
LCW	ME

mode transport planning

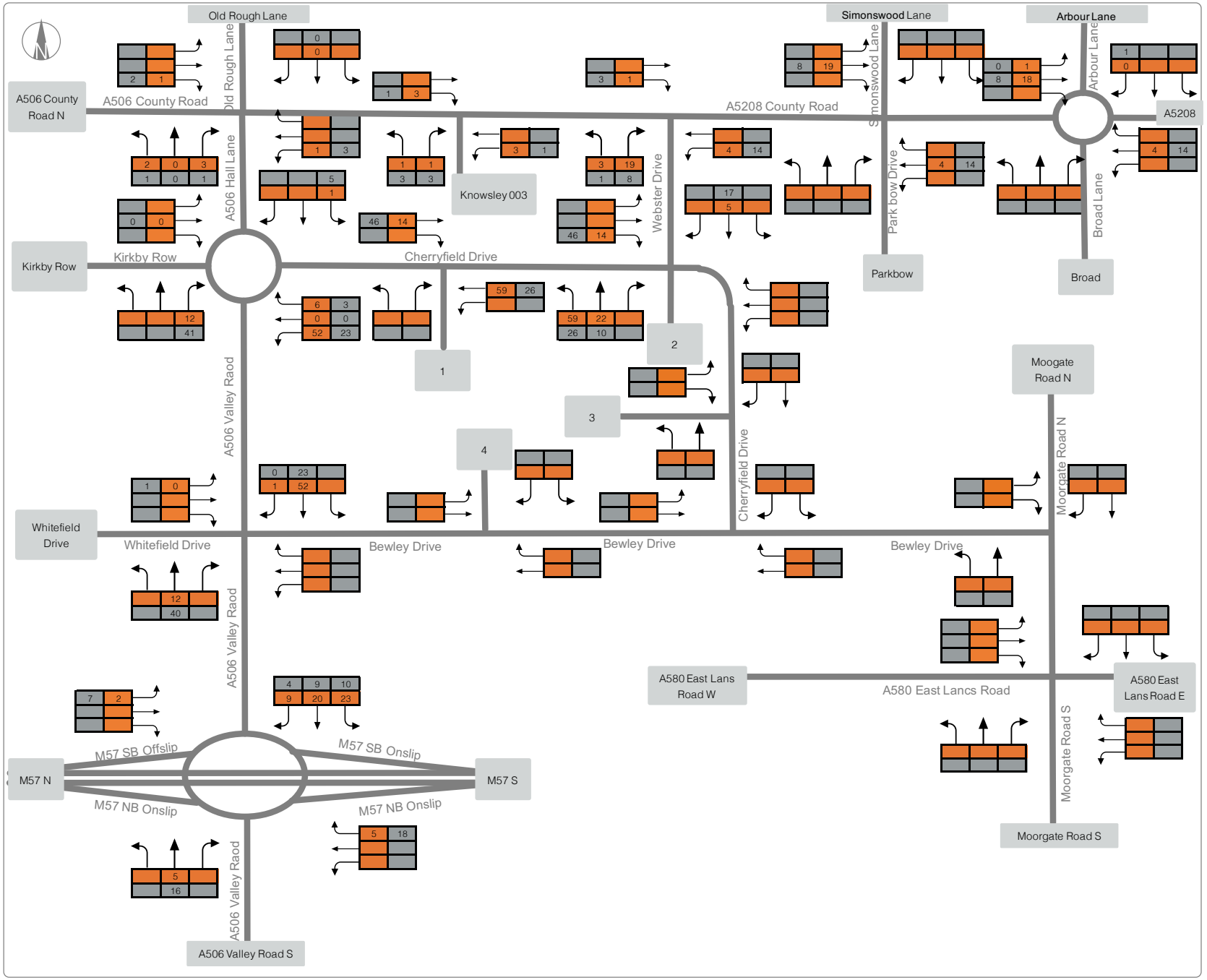

NOTES

AM Network Peak Hour (08:00 - 09:00)

PM Network Peak Hour (17:00 - 18:00)

All Flows are in PCU's

LEGEND

AM

PM

BDW

Cherryfield Drive, Kirkby

J326949

Access 2: Residential Trips

PREPARED	CHECKED
LCW	ME

mode transport planning

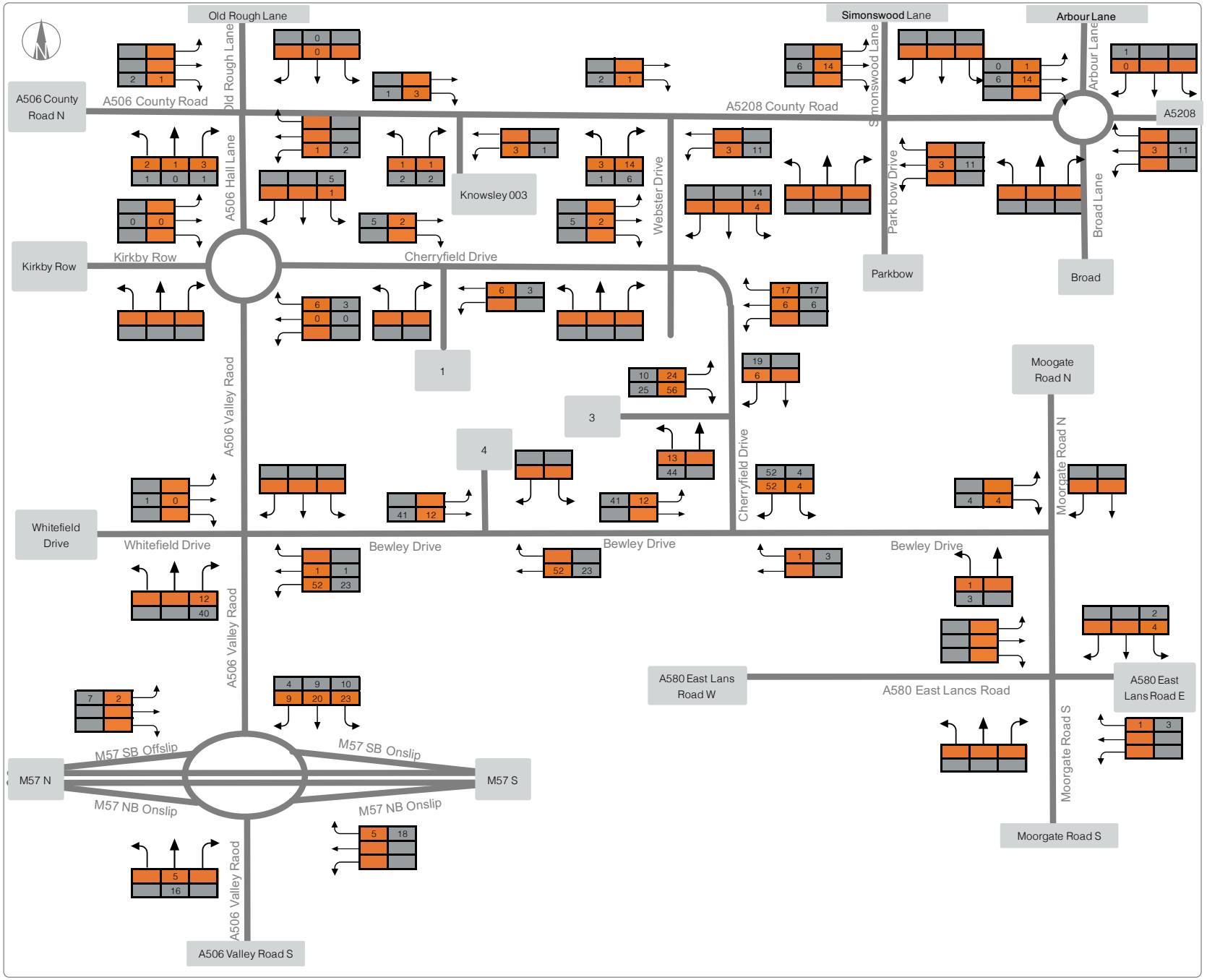

NOTES

AM Network Peak Hour (08:00 - 09:00)

PM Network Peak Hour (17:00 - 18:00)

All Flows are in PCU's

LEGEND

AM

PM

BDW

Cherryfield Drive, Kirkby

J326949

Access 3: Residential Trips

PREPARED	CHECKED
LCW	ME

mode transport planning

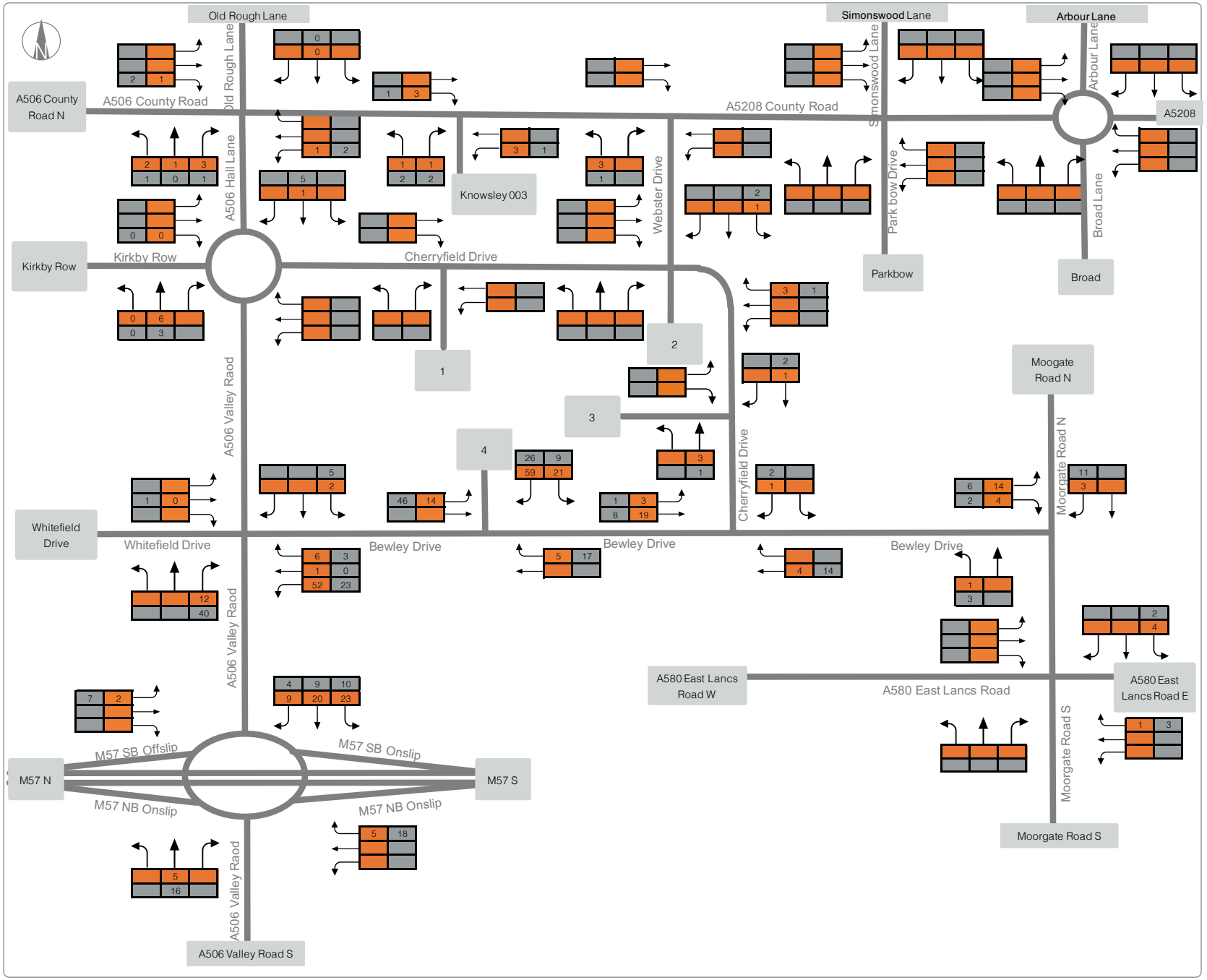

NOTES

AM Network Peak Hour (08:00 - 09:00)

PM Network Peak Hour (17:00 - 18:00)

All Flows are in PCU's

LEGEND

AM

PM

BDW

Cherryfield Drive, Kirkby

J326949

Access 4: Residential Trips

PREPARED	CHECKED
LCW	ME

mode transport planning

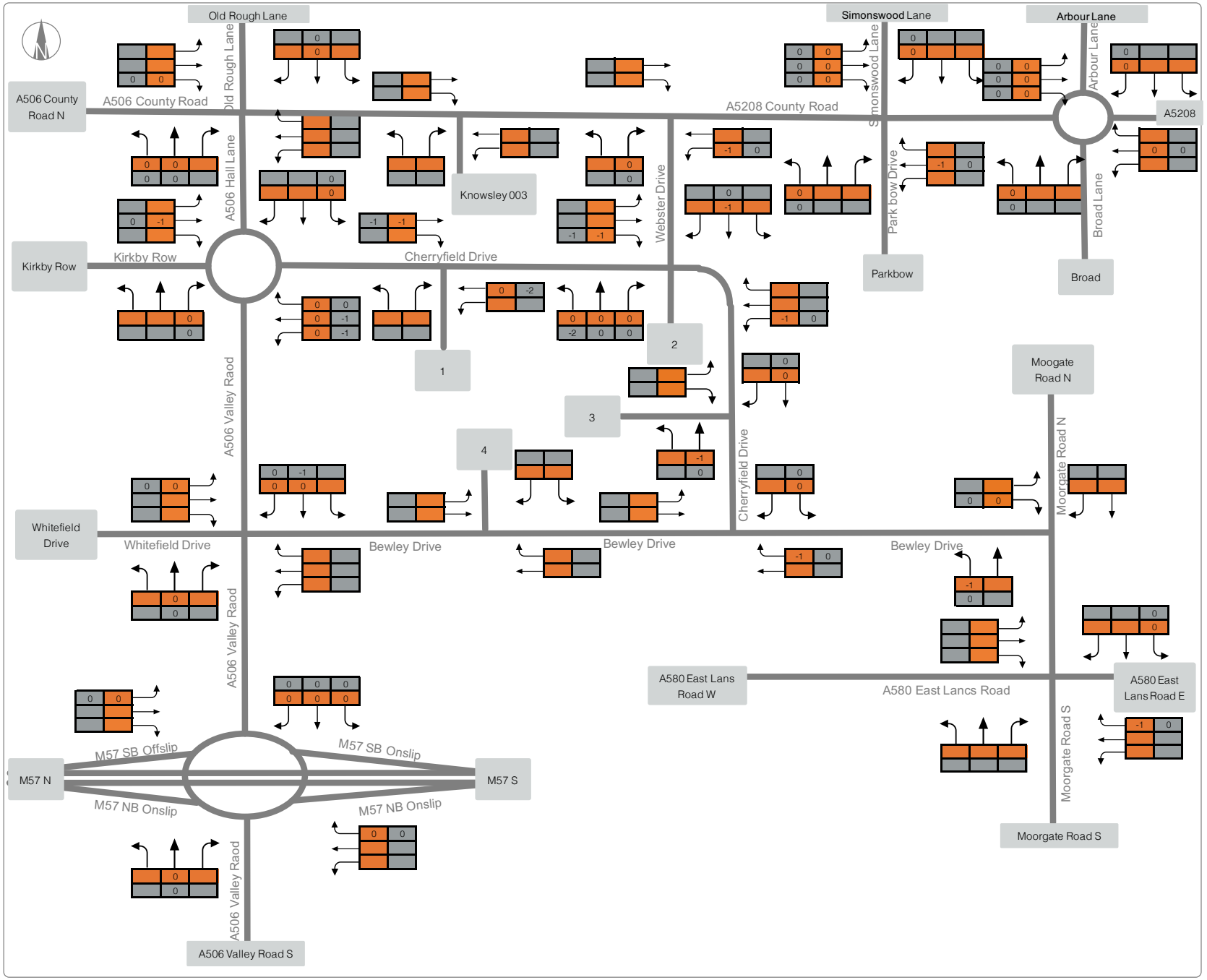

NOTES

AM Network Peak Hour (08:00 - 09:00)

PM Network Peak Hour (17:00 - 18:00)

All Flows are in PCU's

LEGEND

AM

PM

BDW

Cherryfield Drive, Kirkby

J326949

Car Park Trips

PREPARED	CHECKED
LCW	ME

mode transport planning

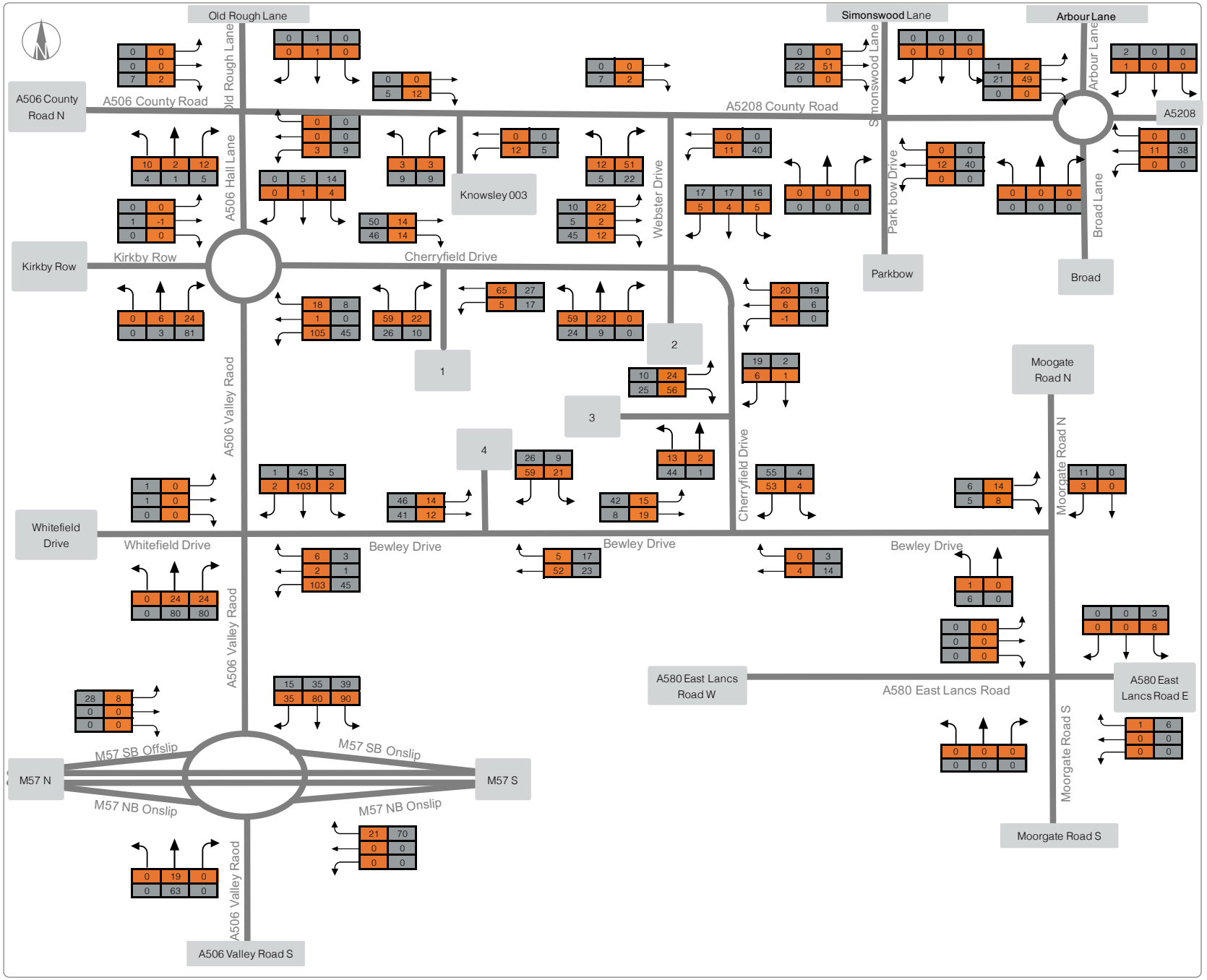

NOTES

AM Network Peak Hour (08:00 - 09:00)

PM Network Peak Hour (17:00 - 18:00)

All Flows are in PCU's

LEGEND

AM

PM

BDW

Cherryfield Drive, Kirkby

J326949

Development Trips

PREPARED	CHECKED
LCW	ME

mode transport planning

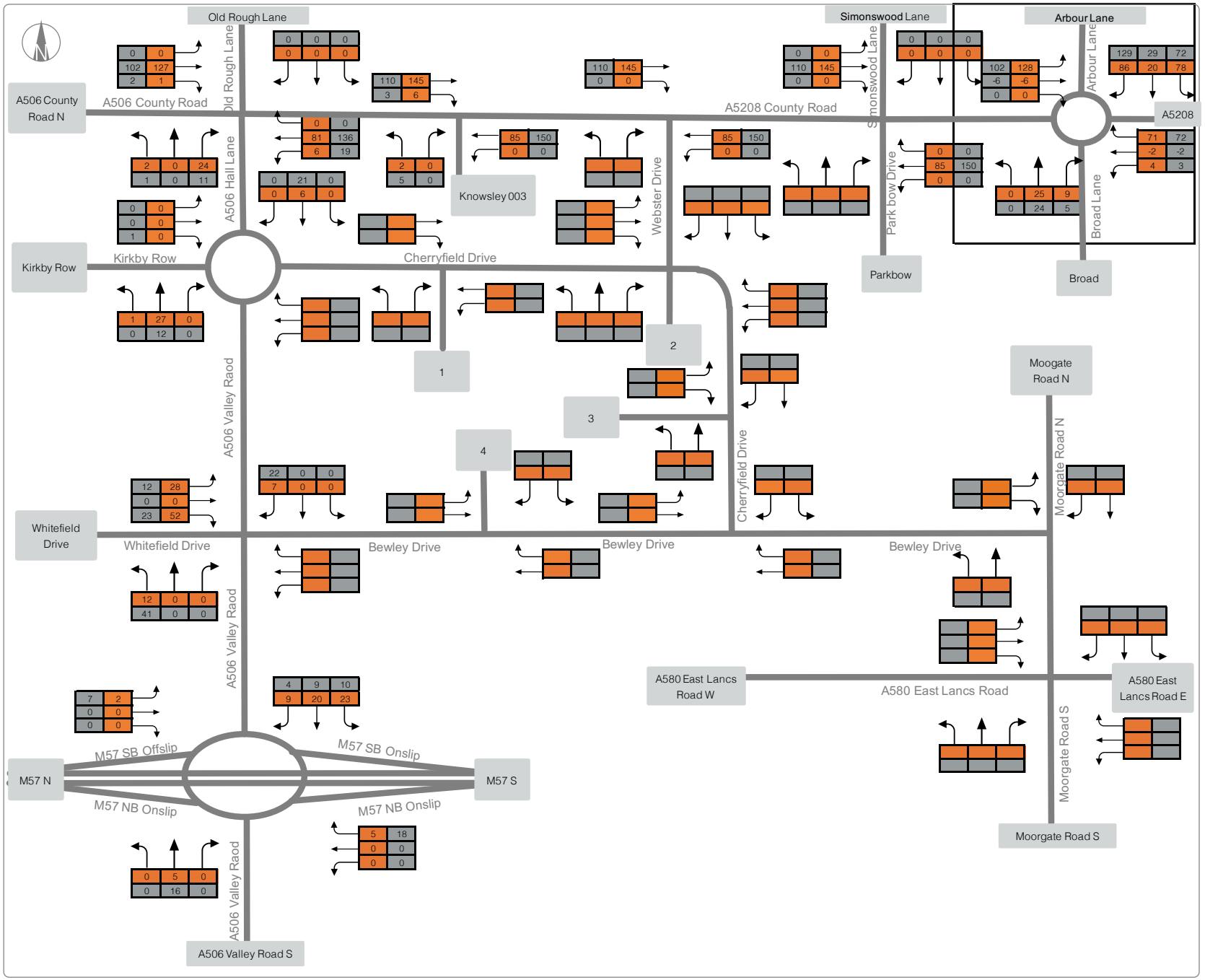

NOTES

AM Network Peak Hour (08:00 - 09:00)

PM Network Peak Hour (17:00 - 18:00)

All Flows are in PCU's

LEGEND

AM

PM

BDW

Cherryfield Drive, Kirkby

J326949

Committed Development

PREPARED	CHECKED
LCW	ME

mode transport planning

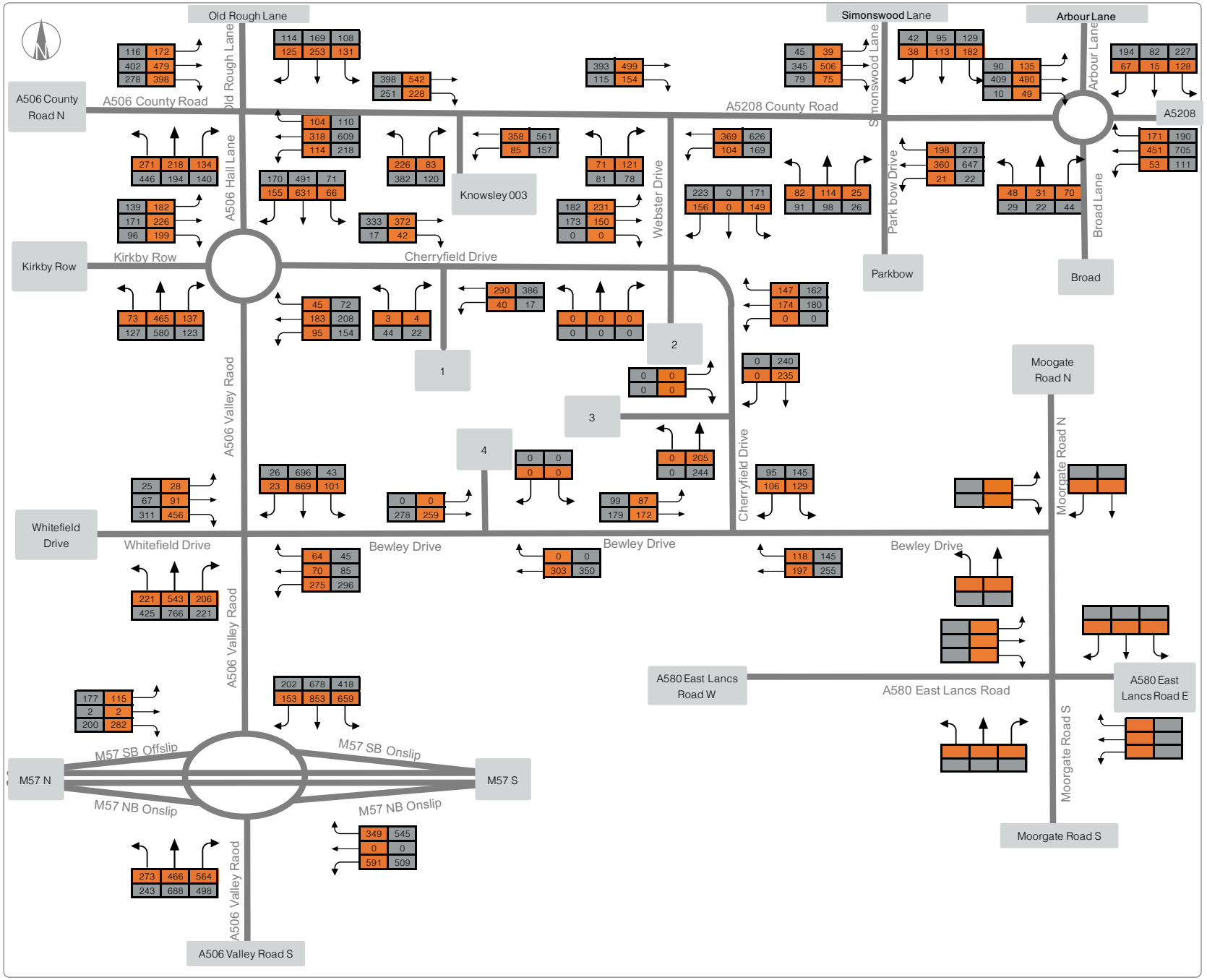

NOTES

Peak hours are based on the AM and PM peak hours of the individual junctions, opposed to the whole network.

All Flows are in PCU's

LEGEND

AM

PM

BDW

Cherryfield Drive, Kirkby

J326949

2022 Survey Data

PREPARED	CHECKED
RW	ME

mode transport planning

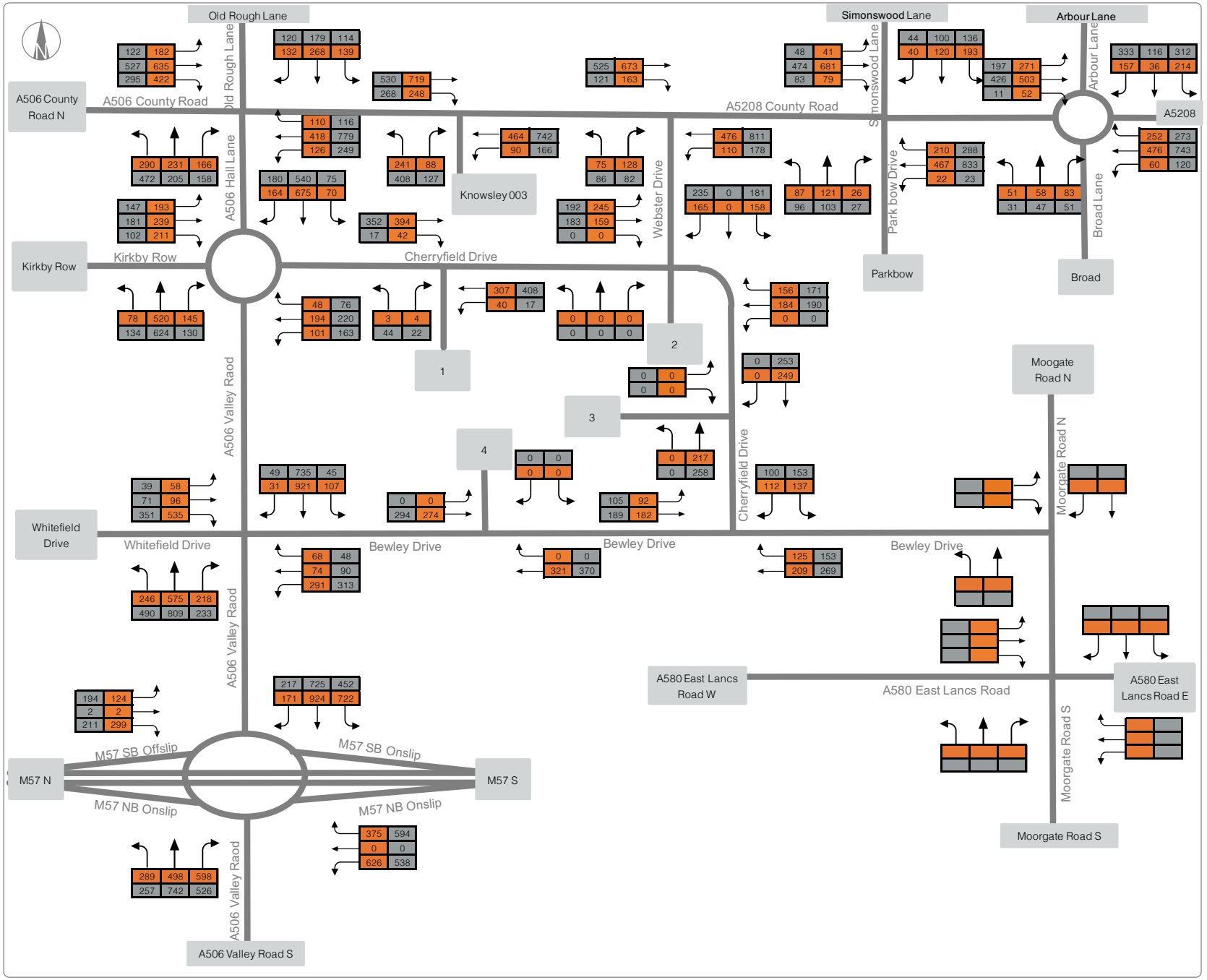

NOTES

Peak hours are based on the AM and PM peak hours of the individual junctions, opposed to the whole network.

All Flows are in PCU's

LEGEND

AM

PM

BDW

Cherryfield Drive, Kirkby

J326949

2028 Base + Comm

PREPARED	CHECKED
RW	ME

mode transport planning

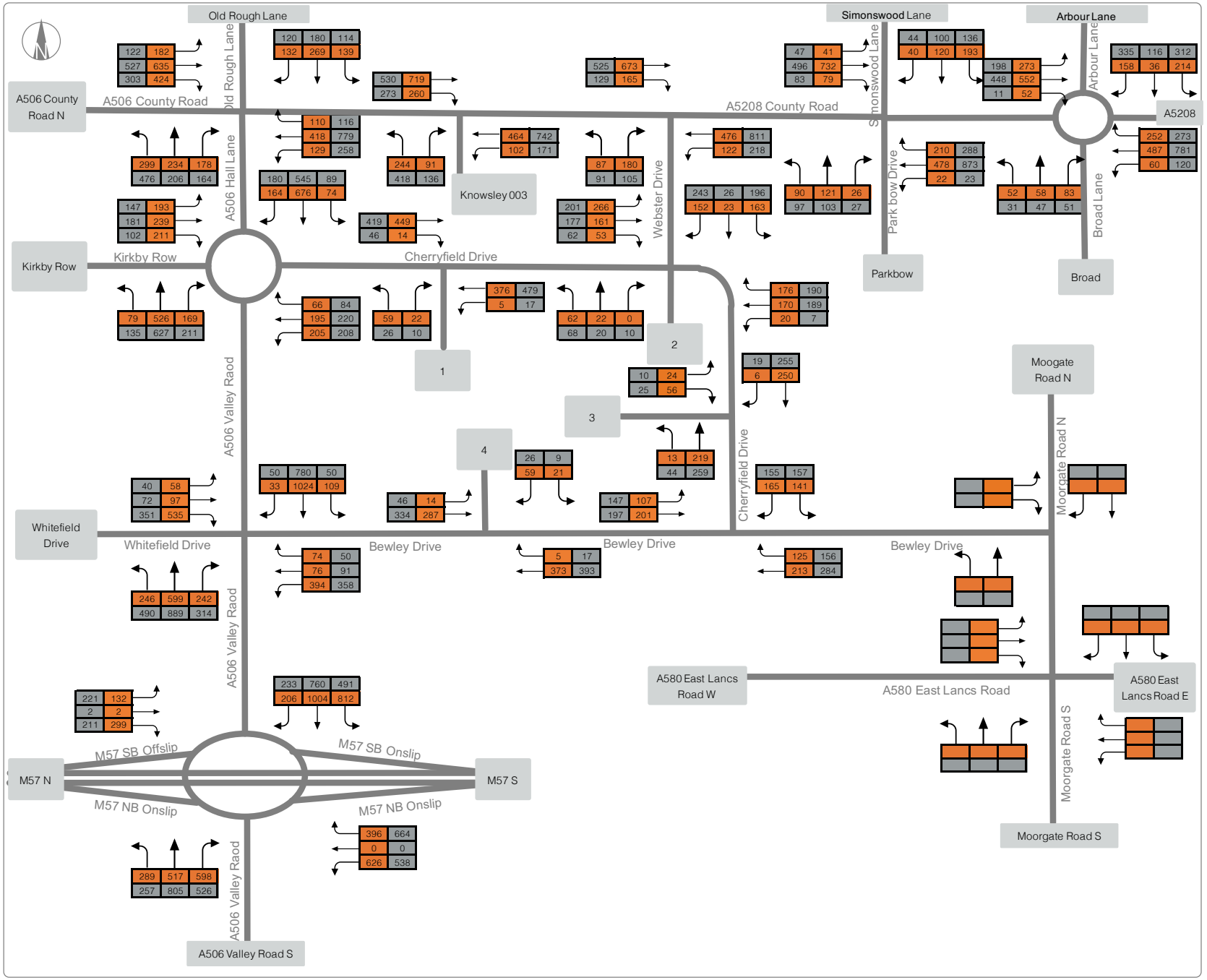

NOTES

Peak hours are based on the AM and PM peak hours of the individual junctions, opposed to the whole network.

All Flows are in PCU's

LEGEND

AM

PM

BDW

Cherryfield Drive, Kirkby

J326949

2022 Base + Comm + Dev

PREPARED	CHECKED
RW	ME

mode transport planning

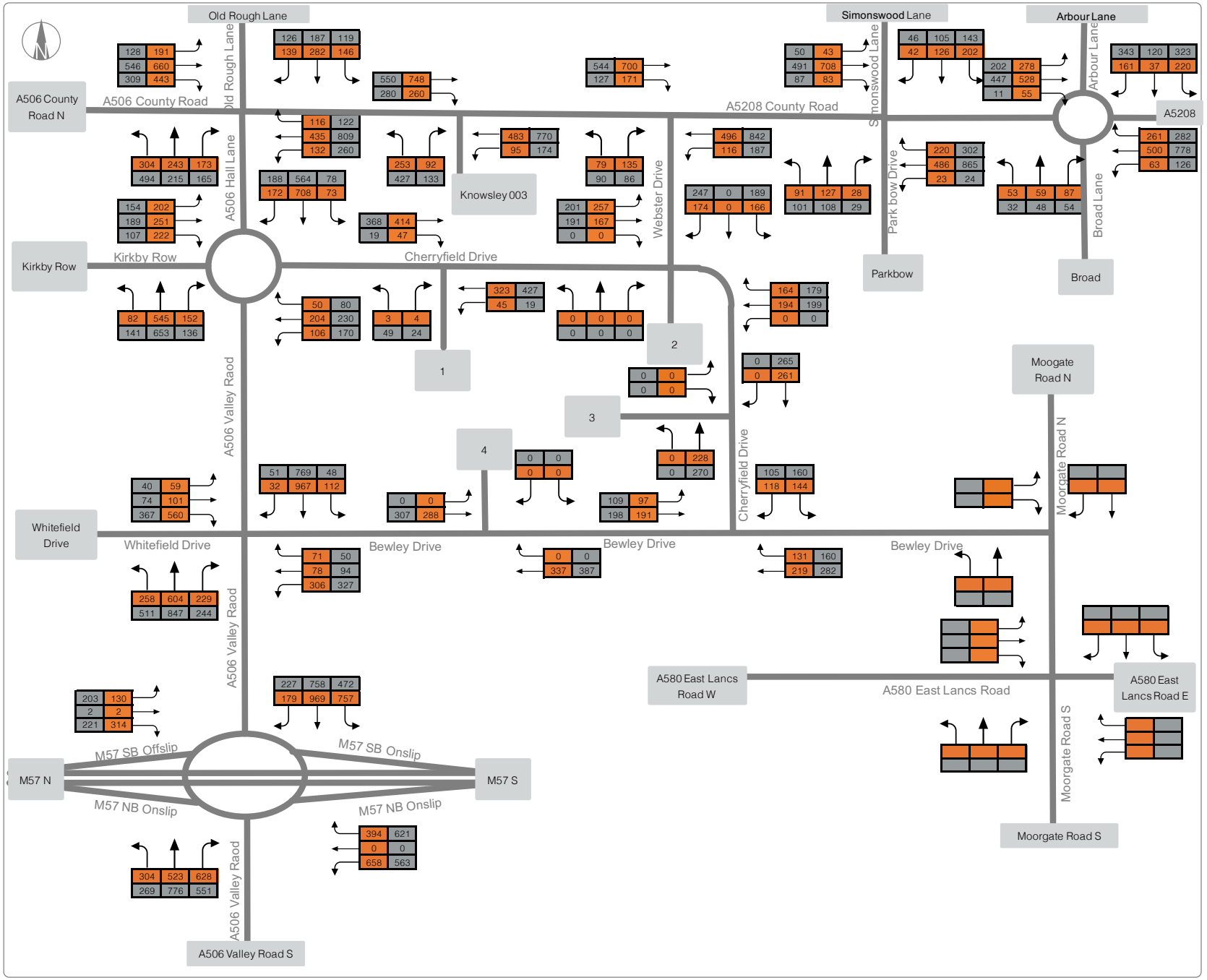

NOTES

Peak hours are based on the AM and PM peak hours of the individual junctions, opposed to the whole network.

All Flows are in PCU's

LEGEND

AM

PM

BDW

Cherryfield Drive, Kirkby

J326949

2033 Base + Comm

PREPARED	CHECKED
RW	ME

mode transport planning

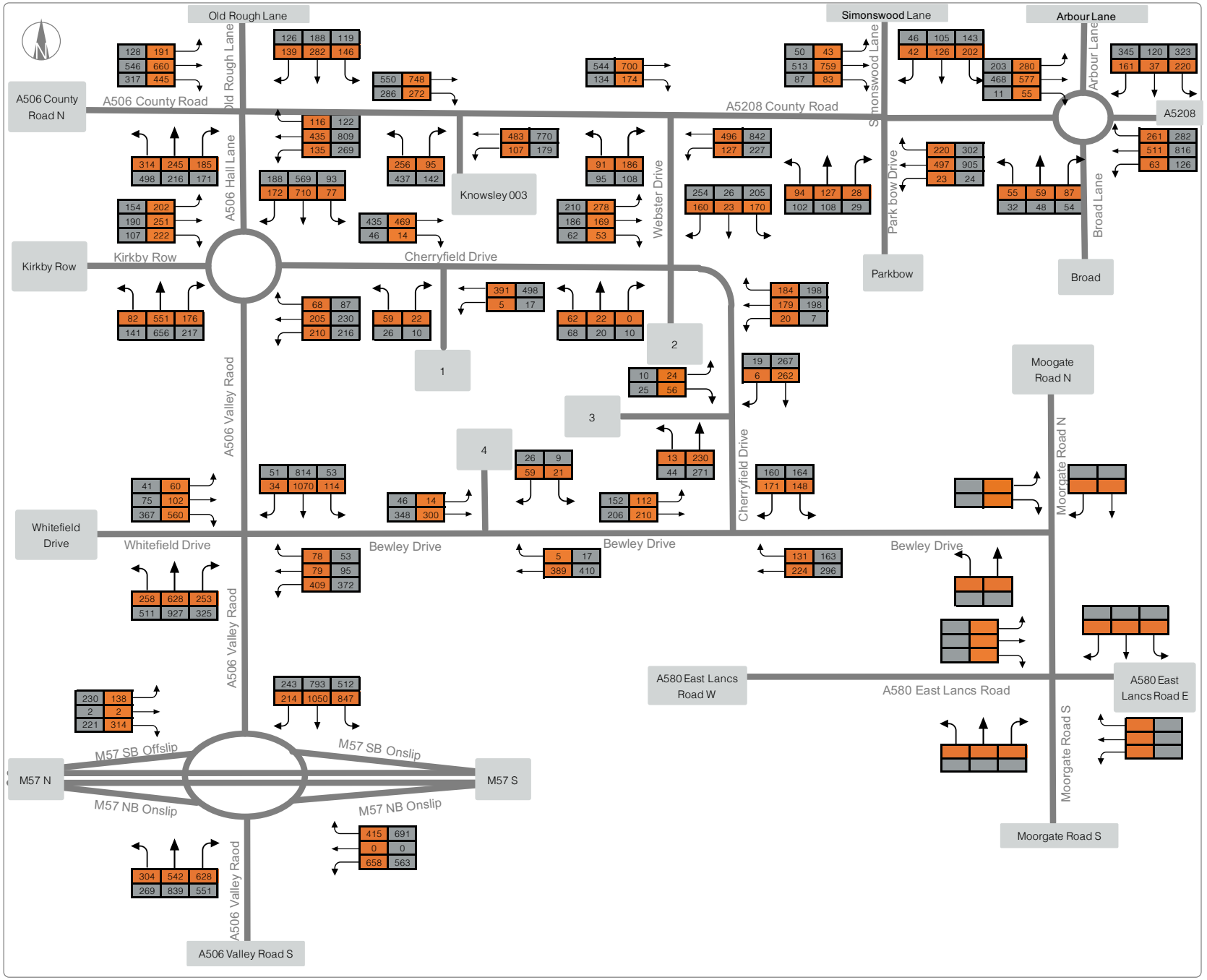

NOTES

Peak hours are based on the AM and PM peak hours of the individual junctions, opposed to the whole network.

All Flows are in PCU's

LEGEND

AM

PM

BDW

Cherryfield Drive, Kirkby

J326949

2033 Base + Comm + Dev

PREPARED	CHECKED
RW	ME

mode transport planning

APPENDIX J Traffic Survey Data

Kirkby
Classified Junction Count

Site 1 of 12
A506 Hall Lane
Cherryfield Drive
A506 Valley Road
Kirkby Row

Lat/Long
lat 53.482519° lon -2.892554°

Date
Thursday 20 October 2022

Weather
Sunny Intervals
Temp: 14°C

0700 - 1900 (Thursday 12H Session)

	Movement 1.1: Left from A506 Hall Lane to Cherryfield Drive								Original Data	
TIME	P/CYCLE	M/CYCLE	CAR	TAXI	LGV	OGV1	OGV2	BUS/COACH	TOTAL	PCU TOTAL
0700 - 0715	0	0	2	0	0	0	0	2	4	6.00
0715 - 0730	0	0	3	1	1	0	0	2	7	9.00
0730 - 0745	0	0	2	0	1	0	0	3	6	9.00
0745 - 0800	0	0	1	0	1	1	0	3	6	9.50
Hourly Total	0	0	8	1	3	1	0	10	23	33.50
Hourly Average	0.00	0.00	2.00	0.25	0.75	0.25	0.00	2.50	5.75	8.38
0800 - 0815	0	0	6	0	1	0	0	2	9	11.00
0815 - 0830	0	0	6	0	3	1	0	2	12	14.50
0830 - 0845	0	0	13	1	1	0	0	0	15	15.00
0845 - 0900	0	0	19	0	0	0	0	3	22	25.00
Hourly Total	0	0	44	1	5	1	0	7	58	65.50
Hourly Average	0.00	0.00	11.00	0.25	1.25	0.25	0.00	1.75	14.50	16.38
0900 - 0915	0	0	10	0	0	0	0	2	12	14.00
0915 - 0930	0	0	6	1	2	0	0	1	10	11.00
0930 - 0945	0	0	5	0	1	1	0	1	8	9.50
0945 - 1000	0	0	5	3	0	0	0	2	10	12.00
Hourly Total	0	0	26	4	3	1	0	6	40	46.50
Hourly Average	0.00	0.00	6.50	1.00	0.75	0.25	0.00	1.50	10.00	11.63
1000 - 1015	0	0	9	2	0	0	0	2	13	15.00
1015 - 1030	0	0	8	3	3	0	0	3	17	20.00
1030 - 1045	0	0	12	0	0	0	0	2	14	16.00
1045 - 1100	0	0	3	2	1	0	0	1	7	8.00
Hourly Total	0	0	32	7	4	0	0	8	51	59.00
Hourly Average	0.00	0.00	8.00	1.75	1.00	0.00	0.00	2.00	12.75	14.75
1100 - 1115	0	0	4	2	0	0	0	2	8	10.00
1115 - 1130	0	0	5	2	3	0	0	2	12	14.00
1130 - 1145	0	0	9	2	2	1	0	2	16	18.50
1145 - 1200	0	0	4	4	1	1	0	1	11	12.50
Hourly Total	0	0	22	10	6	2	0	7	47	55.00
Hourly Average	0.00	0.00	5.50	2.50	1.50	0.50	0.00	1.75	11.75	13.75
1200 - 1215	0	0	7	1	1	1	1	2	13	16.80
1215 - 1230	0	0	6	4	0	1	0	1	12	13.50
1230 - 1245	0	0	5	1	0	0	0	1	7	8.00
1245 - 1300	1	0	6	3	1	1	0	4	16	19.70
Hourly Total	1	0	24	9	2	3	1	8	48	58.00
Hourly Average	0.25	0.00	6.00	2.25	0.50	0.75	0.25	2.00	12.00	14.50
1300 - 1315	0	0	7	0	1	0	0	0	8	8.00
1315 - 1330	0	0	4	2	1	0	0	2	9	11.00
1330 - 1345	0	0	10	6	0	1	0	3	20	23.50
1345 - 1400	0	0	5	2	1	0	0	1	9	10.00
Hourly Total	0	0	26	10	3	1	0	6	46	52.50
Hourly Average	0.00	0.00	6.50	2.50	0.75	0.25	0.00	1.50	11.50	13.13
1400 - 1415	0	0	6	2	2	0	0	2	12	14.00
1415 - 1430	0	0	8	1	0	0	0	1	10	11.00
1430 - 1445	0	0	10	0	1	0	1	2	14	17.30
1445 - 1500	0	0	11	0	0	0	0	2	13	15.00
Hourly Total	0	0	35	3	3	0	1	7	49	57.30
Hourly Average	0.00	0.00	8.75	0.75	0.75	0.00	0.25	1.75	12.25	14.33
1500 - 1515	0	0	8	0	1	0	0	1	10	11.00
1515 - 1530	0	0	17	1	2	0	0	3	23	26.00
1530 - 1545	0	0	9	1	1	0	0	1	12	13.00
1545 - 1600	1	0	7	3	0	0	0	1	12	12.20
Hourly Total	1	0	41	5	4	0	0	6	57	62.20
Hourly Average	0.25	0.00	10.25	1.25	1.00	0.00	0.00	1.50	14.25	15.55
1600 - 1615	0	0	6	3	1	0	0	2	12	14.00
1615 - 1630	0	0	11	2	1	0	0	1	15	16.00
1630 - 1645	0	0	12	1	1	0	0	2	16	18.00
1645 - 1700	0	0	16	3	1	0	0	1	21	22.00
Hourly Total	0	0	45	9	4	0	0	6	64	70.00
Hourly Average	0.00	0.00	11.25	2.25	1.00	0.00	0.00	1.50	16.00	17.50
1700 - 1715	0	0	6	1	2	0	0	3	12	15.00
1715 - 1730	0	0	7	0	1	0	0	1	9	10.00
1730 - 1745	0	0	7	2	2	0	0	2	13	15.00
1745 - 1800	0	0	11	0	1	0	0	3	15	18.00
Hourly Total	0	0	31	3	6	0	0	9	49	58.00
Hourly Average	0.00	0.00	7.75	0.75	1.50	0.00	0.00	2.25	12.25	14.50
1800 - 1815	0	0	7	0	0	0	0	1	8	9.00
1815 - 1830	0	0	7	0	0	0	0	1	8	9.00
1830 - 1845	0	0	4	0	1	0	0	3	8	11.00
1845 - 1900	0	0	7	0	0	0	0	1	8	9.00
Hourly Total	0	0	25	0	1	0	0	6	32	38.00
Hourly Average	0.00	0.00	6.25	0.00	0.25	0.00	0.00	1.50	8.00	9.50

Session Total	2	0	359	62	44	9	2	86	564	655.50
Session Average	0.04	0.00	7.48	1.29	0.92	0.19	0.04	1.79	11.75	13.66

Kirkby
Classified Junction Count

Site 1 of 12
A506 Hall Lane
Cherryfield Drive
A506 Valley Road
Kirkby Row

Lat/Long
lat 53.482519° lon -2.892554°

Date
Thursday 20 October 2022

Weather
Sunny Intervals
Temp: 14°C

0700 - 1900 (Thursday 12H Session)

	Movement 1.2: Westbound from A506 Hall Lane to A506 Valley Road								Original Data	
TIME	P/CYCLE	M/CYCLE	CAR	TAXI	LGV	OGV1	OGV2	BUS/COACH	TOTAL	PCU TOTAL
0700 - 0715	0	0	106	1	20	2	1	0	130	132.30
0715 - 0730	0	0	129	1	27	1	2	0	160	163.10
0730 - 0745	0	0	170	1	39	1	4	0	215	220.70
0745 - 0800	0	0	147	0	28	3	0	0	178	179.50
Hourly Total	0	0	552	3	114	7	7	0	683	695.60
Hourly Average	0.00	0.00	138.00	0.75	28.50	1.75	1.75	0.00	170.75	173.90
0800 - 0815	0	0	147	3	22	1	0	0	173	173.50
0815 - 0830	0	0	133	4	17	3	5	1	163	172.00
0830 - 0845	0	0	124	3	11	1	1	1	141	143.80
0845 - 0900	0	0	119	1	11	4	2	0	137	141.60
Hourly Total	0	0	523	11	61	9	8	2	614	630.90
Hourly Average	0.00	0.00	130.75	2.75	15.25	2.25	2.00	0.50	153.50	157.73
0900 - 0915	0	1	100	1	17	1	0	0	120	119.90
0915 - 0930	0	2	87	1	14	5	4	0	113	119.50
0930 - 0945	0	0	70	1	10	3	0	0	84	85.50
0945 - 1000	0	0	55	2	10	1	2	0	70	73.10
Hourly Total	0	3	312	5	51	10	6	0	387	398.00
Hourly Average	0.00	0.75	78.00	1.25	12.75	2.50	1.50	0.00	96.75	99.50
1000 - 1015	0	0	63	1	10	4	3	0	81	86.90
1015 - 1030	0	0	69	1	7	3	3	0	83	88.40
1030 - 1045	0	0	73	2	13	4	2	0	94	98.60
1045 - 1100	0	0	78	3	14	0	2	0	97	99.60
Hourly Total	0	0	283	7	44	11	10	0	355	373.50
Hourly Average	0.00	0.00	70.75	1.75	11.00	2.75	2.50	0.00	88.75	93.38
1100 - 1115	0	1	72	3	8	3	1	0	88	90.20
1115 - 1130	0	0	67	1	10	0	0	0	78	78.00
1130 - 1145	0	0	78	2	11	4	2	0	97	101.60
1145 - 1200	0	0	72	2	11	1	1	0	87	88.80
Hourly Total	0	1	289	8	40	8	4	0	350	358.60
Hourly Average	0.00	0.25	72.25	2.00	10.00	2.00	1.00	0.00	87.50	89.65
1200 - 1215	0	0	88	3	12	1	1	0	105	106.80
1215 - 1230	0	0	73	4	15	1	0	0	93	93.50
1230 - 1245	1	0	94	0	11	0	0	0	106	105.20
1245 - 1300	0	0	86	1	15	0	1	0	103	104.30
Hourly Total	1	0	341	8	53	2	2	0	407	409.80
Hourly Average	0.25	0.00	85.25	2.00	13.25	0.50	0.50	0.00	101.75	102.45
1300 - 1315	0	0	78	2	11	2	4	0	97	103.20
1315 - 1330	0	0	76	2	12	2	1	0	93	95.30
1330 - 1345	0	0	84	1	19	0	0	0	104	104.00
1345 - 1400	0	0	86	3	15	4	2	0	110	114.60
Hourly Total	0	0	324	8	57	8	7	0	404	417.10
Hourly Average	0.00	0.00	81.00	2.00	14.25	2.00	1.75	0.00	101.00	104.28
1400 - 1415	0	0	83	1	15	0	0	0	99	99.00
1415 - 1430	0	0	93	1	17	1	0	0	112	112.50
1430 - 1445	0	0	78	1	12	5	5	0	101	110.00
1445 - 1500	0	0	85	2	18	0	1	0	106	107.30
Hourly Total	0	0	339	5	62	6	6	0	418	428.80
Hourly Average	0.00	0.00	84.75	1.25	15.50	1.50	1.50	0.00	104.50	107.20
1500 - 1515	0	0	86	2	16	2	1	1	108	111.30
1515 - 1530	0	0	103	3	14	1	2	0	123	126.10

1530 - 1545	0	0	114	1	15	2	2	1	135	139.60
1545 - 1600	0	0	102	2	16	3	0	0	123	124.50
Hourly Total	0	0	405	8	61	8	5	2	489	501.50
Hourly Average	0.00	0.00	101.25	2.00	15.25	2.00	1.25	0.50	122.25	125.38
1600 - 1615	0	0	112	2	12	0	0	1	127	128.00
1615 - 1630	0	0	107	0	19	2	0	0	128	129.00
1630 - 1645	0	1	91	2	13	3	0	0	110	110.90
1645 - 1700	1	0	102	1	13	0	0	0	117	116.20
Hourly Total	1	1	412	5	57	5	0	1	482	484.10
Hourly Average	0.25	0.25	103.00	1.25	14.25	1.25	0.00	0.25	120.50	121.03
1700 - 1715	0	2	118	0	15	1	0	0	136	135.30
1715 - 1730	1	1	107	1	12	0	1	0	123	122.90
1730 - 1745	0	3	99	1	11	1	0	0	115	113.70
1745 - 1800	0	0	101	1	13	0	0	0	115	115.00
Hourly Total	1	6	425	3	51	2	1	0	489	486.90
Hourly Average	0.25	1.50	106.25	0.75	12.75	0.50	0.25	0.00	122.25	121.73
1800 - 1815	0	0	98	3	6	0	0	0	107	107.00
1815 - 1830	0	1	94	1	8	0	0	0	104	103.40
1830 - 1845	0	0	81	1	7	0	0	0	89	89.00
1845 - 1900	0	0	69	1	8	1	0	0	79	79.50
Hourly Total	0	1	342	6	29	1	0	0	379	378.90
Hourly Average	0.00	0.25	85.50	1.50	7.25	0.25	0.00	0.00	94.75	94.73

Session Total	3	12	4547	77	680	77	56	5	5457	5563.70
Session Average	0.06	0.25	94.73	1.60	14.17	1.60	1.17	0.10	113.69	115.91

Kirkby
Classified Junction Count

Site 1 of 12
A506 Hall Lane
Cherryfield Drive
A506 Valley Road
Kirkby Row

Lat/Long
lat 53.482519° lon -2.892554°

Date
Thursday 20 October 2022

Weather
Sunny Intervals
Temp: 14°C

0700 - 1900 (Thursday 12H Session)

	Movement 1.3: Right from A506 Hall Lane to Kirkby Row								Original Data	
TIME	P/CYCLE	M/CYCLE	CAR	TAXI	LGV	OGV1	OGV2	BUS/COACH	TOTAL	PCU TOTAL
0700 - 0715	0	0	14	0	2	2	0	1	19	21.00
0715 - 0730	0	0	15	0	2	0	0	1	18	19.00
0730 - 0745	0	0	10	0	5	1	0	0	16	16.50
0745 - 0800	0	0	26	0	5	0	0	0	31	31.00
Hourly Total	0	0	65	0	14	3	0	2	84	87.50
Hourly Average	0.00	0.00	16.25	0.00	3.50	0.75	0.00	0.50	21.00	21.88
0800 - 0815	0	0	27	1	4	0	0	2	34	36.00
0815 - 0830	0	0	28	1	2	1	0	0	32	32.50
0830 - 0845	0	0	40	1	1	0	0	0	42	42.00
0845 - 0900	0	1	43	1	0	0	0	0	45	44.40
Hourly Total	0	1	138	4	7	1	0	2	153	154.90
Hourly Average	0.00	0.25	34.50	1.00	1.75	0.25	0.00	0.50	38.25	38.73
0900 - 0915	0	0	23	0	4	0	0	0	27	27.00
0915 - 0930	0	1	21	1	4	0	0	0	27	26.40
0930 - 0945	0	0	18	2	1	0	0	0	21	21.00
0945 - 1000	0	1	16	4	3	1	0	0	25	24.90
Hourly Total	0	2	78	7	12	1	0	0	100	99.30
Hourly Average	0.00	0.50	19.50	1.75	3.00	0.25	0.00	0.00	25.00	24.83
1000 - 1015	0	0	22	5	3	0	0	0	30	30.00
1015 - 1030	0	1	27	2	3	0	0	0	33	32.40
1030 - 1045	0	0	17	2	4	1	0	0	24	24.50
1045 - 1100	0	1	18	1	3	1	0	0	24	23.90
Hourly Total	0	2	84	10	13	2	0	0	111	110.80
Hourly Average	0.00	0.50	21.00	2.50	3.25	0.50	0.00	0.00	27.75	27.70
1100 - 1115	0	0	20	1	1	0	0	0	22	22.00
1115 - 1130	0	0	27	1	3	1	0	0	32	32.50
1130 - 1145	0	0	25	3	2	1	0	0	31	31.50
1145 - 1200	0	1	28	3	1	1	0	0	34	33.90
Hourly Total	0	1	100	8	7	3	0	0	119	119.90
Hourly Average	0.00	0.25	25.00	2.00	1.75	0.75	0.00	0.00	29.75	29.98
1200 - 1215	0	0	24	1	1	0	0	0	26	26.00
1215 - 1230	1	1	27	1	3	0	0	0	33	31.60
1230 - 1245	0	0	26	1	4	0	0	0	31	31.00
1245 - 1300	0	1	22	2	2	0	0	0	27	26.40
Hourly Total	1	2	99	5	10	0	0	0	117	115.00
Hourly Average	0.25	0.50	24.75	1.25	2.50	0.00	0.00	0.00	29.25	28.75
1300 - 1315	0	0	25	1	2	0	0	0	28	28.00
1315 - 1330	0	0	23	2	1	0	0	0	26	26.00
1330 - 1345	0	0	26	0	2	2	1	0	31	33.30
1345 - 1400	0	1	22	2	3	0	0	0	28	27.40
Hourly Total	0	1	96	5	8	2	1	0	113	114.70
Hourly Average	0.00	0.25	24.00	1.25	2.00	0.50	0.25	0.00	28.25	28.68
1400 - 1415	0	0	25	1	5	1	0	0	32	32.50
1415 - 1430	0	0	24	1	2	0	0	0	27	27.00
1430 - 1445	0	1	30	1	5	0	0	0	37	36.40
1445 - 1500	0	0	43	2	3	0	0	0	48	48.00
Hourly Total	0	1	122	5	15	1	0	0	144	143.90
Hourly Average	0.00	0.25	30.50	1.25	3.75	0.25	0.00	0.00	36.00	35.98
1500 - 1515	0	3	41	3	2	0	0	0	49	47.20
1515 - 1530	0	0	30	2	1	0	0	0	33	33.00
1530 - 1545	0	2	29	3	1	0	0	1	36	35.80
1545 - 1600	0	0	33	1	4	1	0	0	39	39.50
Hourly Total	0	5	133	9	8	1	0	1	157	155.50
Hourly Average	0.00	1.25	33.25	2.25	2.00	0.25	0.00	0.25	39.25	38.88
1600 - 1615	0	1	36	0	2	0	0	0	39	38.40
1615 - 1630	0	1	31	1	4	1	0	0	38	37.90
1630 - 1645	0	2	41	2	4	0	0	0	49	47.80
1645 - 1700	0	1	41	0	3	0	0	0	45	44.40
Hourly Total	0	5	149	3	13	1	0	0	171	168.50
Hourly Average	0.00	1.25	37.25	0.75	3.25	0.25	0.00	0.00	42.75	42.13
1700 - 1715	0	1	32	3	3	1	0	0	40	39.90
1715 - 1730	0	0	30	0	3	0	0	0	33	33.00
1730 - 1745	0	0	41	0	3	0	0	0	44	44.00
1745 - 1800	0	1	26	0	5	0	0	0	32	31.40
Hourly Total	0	2	129	3	14	1	0	0	149	148.30
Hourly Average	0.00	0.50	32.25	0.75	3.50	0.25	0.00	0.00	37.25	37.08
1800 - 1815	0	0	29	1	4	0	0	0	34	34.00
1815 - 1830	0	0	33	0	2	0	0	0	35	35.00
1830 - 1845	0	1	30	0	0	0	0	0	31	30.40
1845 - 1900	0	0	29	0	3	0	0	0	32	32.00
Hourly Total	0	1	121	1	9	0	0	0	132	131.40
Hourly Average	0.00	0.25	30.25	0.25	2.25	0.00	0.00	0.00	33.00	32.85

Session Total	1	23	1314	60	130	16	1	5	1550	1549.70
Session Average	0.02	0.48	27.38	1.25	2.71	0.33	0.02	0.10	32.29	32.29

Kirkby
Classified Junction Count

Site 1 of 12
A506 Hall Lane
Cherryfield Drive
A506 Valley Road
Kirkby Row

Lat/Long
lat 53.482519° lon -2.892554°

Date
Thursday 20 October 2022

Weather
Sunny Intervals
Temp: 14°C

0700 - 1900 (Thursday 12H Session)

	Movement 1.4: U-Turn from A506 Hall Lane to A506 Hall Lane								Original Data	
TIME	P/CYCLE	M/CYCLE	CAR	TAXI	LGV	OGV1	OGV2	BUS/COACH	TOTAL	PCU TOTAL
0700 - 0715	0	0	0	0	0	0	0	0	0	0.00
0715 - 0730	0	0	0	0	1	0	0	0	1	1.00
0730 - 0745	0	0	0	0	0	0	0	0	0	0.00
0745 - 0800	0	0	0	0	0	0	0	0	0	0.00
Hourly Total	0	0	0	0	1	0	0	0	1	1.00
Hourly Average	0.00	0.00	0.00	0.00	0.25	0.00	0.00	0.00	0.25	0.25
0800 - 0815	0	0	0	0	0	0	0	0	0	0.00
0815 - 0830	0	0	0	0	0	0	0	0	0	0.00
0830 - 0845	0	0	0	0	0	0	0	0	0	0.00
0845 - 0900	0	0	0	0	0	0	0	0	0	0.00
Hourly Total	0	0	0	0	0	0	0	0	0	0.00
Hourly Average	0.00	0.00	0.00	0.00	0.00	0.00	0.00	0.00	0.00	0.00
0900 - 0915	0	0	0	0	0	0	0	0	0	0.00
0915 - 0930	0	0	0	0	0	0	0	0	0	0.00
0930 - 0945	0	0	0	0	0	0	0	0	0	0.00
0945 - 1000	0	0	0	0	0	0	0	0	0	0.00
Hourly Total	0	0	0	0	0	0	0	0	0	0.00
Hourly Average	0.00	0.00	0.00	0.00	0.00	0.00	0.00	0.00	0.00	0.00
1000 - 1015	0	0	1	0	0	0	0	0	1	1.00
1015 - 1030	0	0	0	0	0	0	0	0	0	0.00
1030 - 1045	0	0	0	0	0	0	0	0	0	0.00
1045 - 1100	0	0	0	0	0	0	0	0	0	0.00
Hourly Total	0	0	1	0	0	0	0	0	1	1.00
Hourly Average	0.00	0.00	0.25	0.00	0.00	0.00	0.00	0.00	0.25	0.25
1100 - 1115	0	0	0	0	0	0	0	0	0	0.00
1115 - 1130	0	0	0	0	0	0	0	0	0	0.00
1130 - 1145	0	0	1	0	0	0	0	0	1	1.00
1145 - 1200	0	0	1	0	0	0	0	0	1	1.00
Hourly Total	0	0	2	0	0	0	0	0	2	2.00
Hourly Average	0.00	0.00	0.50	0.00	0.00	0.00	0.00	0.00	0.50	0.50
1200 - 1215	0	0	0	0	0	0	0	0	0	0.00
1215 - 1230	0	0	0	0	0	0	0	0	0	0.00
1230 - 1245	0	0	0	0	0	0	0	0	0	0.00
1245 - 1300	0	0	0	0	0	0	0	0	0	0.00
Hourly Total	0	0	0	0	0	0	0	0	0	0.00
Hourly Average	0.00	0.00	0.00	0.00	0.00	0.00	0.00	0.00	0.00	0.00
1300 - 1315	0	0	0	0	0	0	0	0	0	0.00
1315 - 1330	0	0	0	0	0	0	0	0	0	0.00
1330 - 1345	0	0	0	0	0	0	0	0	0	0.00
1345 - 1400	0	0	0	0	0	0	0	0	0	0.00
Hourly Total	0	0	0	0	0	0	0	0	0	0.00
Hourly Average	0.00	0.00	0.00	0.00	0.00	0.00	0.00	0.00	0.00	0.00
1400 - 1415	0	0	1	0	0	0	0	0	1	1.00
1415 - 1430	0	0	0	0	0	0	1	0	1	2.30
1430 - 1445	0	0	0	0	0	0	0	0	0	0.00
1445 - 1500	0	0	0	0	0	0	0	0	0	0.00
Hourly Total	0	0	1	0	0	0	1	0	2	3.30
Hourly Average	0.00	0.00	0.25	0.00	0.00	0.00	0.25	0.00	0.50	0.83
1500 - 1515	0	0	0	0	0	0	0	0	0	0.00
1515 - 1530	0	0	0	0	0	0	0	0	0	0.00
1530 - 1545	0	0	1	0	0	0	0	0	1	1.00
1545 - 1600	0	0	0	0	0	0	0	0	0	0.00
Hourly Total	0	0	1	0	0	0	0	0	1	1.00
Hourly Average	0.00	0.00	0.25	0.00	0.00	0.00	0.00	0.00	0.25	0.25
1600 - 1615	0	0	0	0	0	0	0	0	0	0.00
1615 - 1630	0	0	0	0	0	0	0	0	0	0.00
1630 - 1645	0	0	1	0	0	0	0	0	1	1.00
1645 - 1700	0	0	0	0	0	0	0	0	0	0.00
Hourly Total	0	0	1	0	0	0	0	0	1	1.00
Hourly Average	0.00	0.00	0.25	0.00	0.00	0.00	0.00	0.00	0.25	0.25
1700 - 1715	0	0	0	0	0	0	0	0	0	0.00
1715 - 1730	0	0	0	0	0	0	0	0	0	0.00
1730 - 1745	0	0	1	0	0	0	0	0	1	1.00
1745 - 1800	0	0	1	0	0	0	0	0	1	1.00
Hourly Total	0	0	2	0	0	0	0	0	2	2.00
Hourly Average	0.00	0.00	0.50	0.00	0.00	0.00	0.00	0.00	0.50	0.50
1800 - 1815	0	0	0	0	0	0	0	0	0	0.00
1815 - 1830	0	0	0	0	0	0	0	0	0	0.00
1830 - 1845	0	0	0	0	0	0	0	0	0	0.00
1845 - 1900	0	0	0	0	0	0	0	0	0	0.00
Hourly Total	0	0	0	0	0	0	0	0	0	0.00
Hourly Average	0.00	0.00	0.00	0.00	0.00	0.00	0.00	0.00	0.00	0.00

Session Total	0	0	8	0	1	0	1	0	10	11.30
Session Average	0.00	0.00	0.17	0.00	0.02	0.00	0.02	0.00	0.21	0.24

Kirkby
Classified Junction Count

Site 1 of 12
A506 Hall Lane
Cherryfield Drive
A506 Valley Road
Kirkby Row

Lat/Long
lat 53.482519° lon -2.892554°

Date
Thursday 20 October 2022

Weather
Sunny Intervals
Temp: 14°C

0700 - 1900 (Thursday 12H Session)

	Movement 1.5: Left from Cherryfield Drive to A506 Valley Road								Original Data	
TIME	P/CYCLE	M/CYCLE	CAR	TAXI	LGV	OGV1	OGV2	BUS/COACH	TOTAL	PCU TOTAL
0700 - 0715	0	0	3	0	2	0	0	1	6	7.00
0715 - 0730	0	1	6	0	1	0	0	0	8	7.40
0730 - 0745	0	0	8	0	4	1	0	0	13	13.50
0745 - 0800	1	0	12	0	3	1	0	0	17	16.70
Hourly Total	1	1	29	0	10	2	0	1	44	44.60
Hourly Average	0.25	0.25	7.25	0.00	2.50	0.50	0.00	0.25	11.00	11.15
0800 - 0815	0	0	14	0	5	0	0	2	21	23.00
0815 - 0830	0	0	18	0	8	1	0	0	27	27.50
0830 - 0845	0	0	16	0	4	1	1	0	22	23.80
0845 - 0900	0	0	18	0	3	0	0	0	21	21.00
Hourly Total	0	0	66	0	20	2	1	2	91	95.30
Hourly Average	0.00	0.00	16.50	0.00	5.00	0.50	0.25	0.50	22.75	23.83
0900 - 0915	0	0	11	0	5	0	0	0	16	16.00
0915 - 0930	0	0	16	0	2	0	0	0	18	18.00
0930 - 0945	0	0	12	0	2	1	0	0	15	15.50
0945 - 1000	0	0	22	0	3	0	0	0	25	25.00
Hourly Total	0	0	61	0	12	1	0	0	74	74.50
Hourly Average	0.00	0.00	15.25	0.00	3.00	0.25	0.00	0.00	18.50	18.63
1000 - 1015	0	0	18	0	2	1	0	0	21	21.50
1015 - 1030	0	0	12	0	2	0	0	0	14	14.00
1030 - 1045	0	0	22	0	2	0	0	0	24	24.00
1045 - 1100	0	0	16	0	2	0	0	0	18	18.00
Hourly Total	0	0	68	0	8	1	0	0	77	77.50
Hourly Average	0.00	0.00	17.00	0.00	2.00	0.25	0.00	0.00	19.25	19.38
1100 - 1115	0	0	21	2	1	1	0	0	25	25.50
1115 - 1130	0	0	17	2	0	1	1	0	21	22.80
1130 - 1145	0	0	15	0	0	1	0	0	16	16.50
1145 - 1200	0	0	16	1	1	0	0	0	18	18.00
Hourly Total	0	0	69	5	2	3	1	0	80	82.80
Hourly Average	0.00	0.00	17.25	1.25	0.50	0.75	0.25	0.00	20.00	20.70
1200 - 1215	0	0	25	0	3	0	3	1	32	36.90
1215 - 1230	1	0	18	0	2	0	0	0	21	20.20
1230 - 1245	0	0	17	0	4	1	1	0	23	24.80
1245 - 1300	0	0	17	0	4	0	0	0	21	21.00
Hourly Total	1	0	77	0	13	1	4	1	97	102.90
Hourly Average	0.25	0.00	19.25	0.00	3.25	0.25	1.00	0.25	24.25	25.73
1300 - 1315	0	0	11	0	2	0	0	0	13	13.00
1315 - 1330	0	0	13	0	5	0	0	0	18	18.00
1330 - 1345	0	0	20	0	3	1	0	0	24	24.50
1345 - 1400	0	0	24	0	1	1	0	0	26	26.50
Hourly Total	0	0	68	0	11	2	0	0	81	82.00
Hourly Average	0.00	0.00	17.00	0.00	2.75	0.50	0.00	0.00	20.25	20.50
1400 - 1415	0	0	25	0	3	1	0	0	29	29.50
1415 - 1430	0	0	19	0	2	0	0	0	21	21.00
1430 - 1445	0	0	28	0	3	1	0	0	32	32.50
1445 - 1500	0	0	13	0	3	0	0	0	16	16.00
Hourly Total	0	0	85	0	11	2	0	0	98	99.00
Hourly Average	0.00	0.00	21.25	0.00	2.75	0.50	0.00	0.00	24.50	24.75
1500 - 1515	0	0	21	1	2	0	0	1	25	26.00
1515 - 1530	0	0	20	1	2	0	0	0	23	23.00
1530 - 1545	0	0	23	1	4	0	0	0	28	28.00
1545 - 1600	0	0	29	1	3	0	0	0	33	33.00
Hourly Total	0	0	93	4	11	0	0	1	109	110.00
Hourly Average	0.00	0.00	23.25	1.00	2.75	0.00	0.00	0.25	27.25	27.50
1600 - 1615	0	0	23	1	3	1	1	1	30	32.80
1615 - 1630	0	0	26	1	6	0	0	0	33	33.00
1630 - 1645	0	0	40	2	2	0	0	0	44	44.00
1645 - 1700	0	0	31	1	2	0	0	0	34	34.00
Hourly Total	0	0	120	5	13	1	1	1	141	143.80
Hourly Average	0.00	0.00	30.00	1.25	3.25	0.25	0.25	0.25	35.25	35.95
1700 - 1715	0	0	38	1	2	0	0	1	42	43.00
1715 - 1730	0	0	28	1	3	0	0	0	32	32.00
1730 - 1745	0	0	14	1	1	0	0	0	16	16.00
1745 - 1800	0	0	17	1	2	0	0	1	21	22.00
Hourly Total	0	0	97	4	8	0	0	2	111	113.00
Hourly Average	0.00	0.00	24.25	1.00	2.00	0.00	0.00	0.50	27.75	28.25
1800 - 1815	0	0	15	0	0	0	0	0	15	15.00
1815 - 1830	0	0	15	0	0	0	0	0	15	15.00
1830 - 1845	0	0	9	0	0	0	0	1	10	11.00
1845 - 1900	0	0	11	0	0	0	0	0	11	11.00
Hourly Total	0	0	50	0	0	0	0	1	51	52.00
Hourly Average	0.00	0.00	12.50	0.00	0.00	0.00	0.00	0.25	12.75	13.00

Session Total	2	1	883	18	119	15	7	9	1054	1077.40
Session Average	0.04	0.02	18.40	0.38	2.48	0.31	0.15	0.19	21.96	22.45

Kirkby
Classified Junction Count

Site 1 of 12
A506 Hall Lane
Cherryfield Drive
A506 Valley Road
Kirkby Row

Lat/Long
lat 53.482519° lon -2.892554°

Date
Thursday 20 October 2022

Weather
Sunny Intervals
Temp: 14°C

0700 - 1900 (Thursday 12H Session)

	Movement 1.6: Northbound from Cherryfield Drive to Kirkby Row								Original Data	
TIME	P/CYCLE	M/CYCLE	CAR	TAXI	LGV	OGV1	OGV2	BUS/COACH	TOTAL	PCU TOTAL
0700 - 0715	0	0	7	0	1	0	1	3	12	16.30
0715 - 0730	0	0	9	0	1	0	1	3	14	18.30
0730 - 0745	0	0	18	0	0	0	0	4	22	26.00
0745 - 0800	0	1	17	1	6	0	0	2	27	28.40
Hourly Total	0	1	51	1	8	0	2	12	75	89.00
Hourly Average	0.00	0.25	12.75	0.25	2.00	0.00	0.50	3.00	18.75	22.25
0800 - 0815	0	0	30	0	5	0	0	6	41	47.00
0815 - 0830	0	0	26	1	3	0	0	2	32	34.00
0830 - 0845	0	0	38	1	4	2	1	3	49	54.30
0845 - 0900	0	0	40	1	1	0	0	3	45	48.00
Hourly Total	0	0	134	3	13	2	1	14	167	183.30
Hourly Average	0.00	0.00	33.50	0.75	3.25	0.50	0.25	3.50	41.75	45.83
0900 - 0915	0	0	19	1	0	0	0	5	25	30.00
0915 - 0930	0	0	21	1	2	1	0	4	29	33.50
0930 - 0945	0	1	9	1	2	0	0	3	16	18.40
0945 - 1000	0	0	20	1	7	0	0	4	32	36.00
Hourly Total	0	1	69	4	11	1	0	16	102	117.90
Hourly Average	0.00	0.25	17.25	1.00	2.75	0.25	0.00	4.00	25.50	29.48
1000 - 1015	0	0	15	0	2	0	0	4	21	25.00
1015 - 1030	0	0	18	0	1	1	0	3	23	26.50
1030 - 1045	0	0	12	0	0	1	0	3	16	19.50
1045 - 1100	0	0	19	1	1	1	0	4	26	30.50
Hourly Total	0	0	64	1	4	3	0	14	86	101.50
Hourly Average	0.00	0.00	16.00	0.25	1.00	0.75	0.00	3.50	21.50	25.38
1100 - 1115	0	0	24	0	3	0	0	5	32	37.00
1115 - 1130	0	0	30	0	3	0	0	4	37	41.00
1130 - 1145	0	0	20	1	1	0	0	4	26	30.00
1145 - 1200	0	0	21	3	3	1	0	2	30	32.50
Hourly Total	0	0	95	4	10	1	0	15	125	140.50
Hourly Average	0.00	0.00	23.75	1.00	2.50	0.25	0.00	3.75	31.25	35.13
1200 - 1215	0	0	17	1	1	1	2	6	28	37.10
1215 - 1230	0	0	15	1	1	0	0	3	20	23.00
1230 - 1245	0	0	18	1	0	2	0	3	24	28.00
1245 - 1300	0	0	19	0	4	1	1	4	29	34.80
Hourly Total	0	0	69	3	6	4	3	16	101	122.90
Hourly Average	0.00	0.00	17.25	0.75	1.50	1.00	0.75	4.00	25.25	30.73
1300 - 1315	0	0	23	1	4	0	0	4	32	36.00
1315 - 1330	0	0	20	0	4	0	0	4	28	32.00
1330 - 1345	0	0	26	0	1	0	0	3	30	33.00
1345 - 1400	0	0	23	0	1	0	0	4	28	32.00
Hourly Total	0	0	92	1	10	0	0	15	118	133.00
Hourly Average	0.00	0.00	23.00	0.25	2.50	0.00	0.00	3.75	29.50	33.25
1400 - 1415	1	0	29	1	2	0	0	5	38	42.20
1415 - 1430	0	0	14	2	2	0	0	2	20	22.00
1430 - 1445	0	0	23	2	0	1	0	6	32	38.50
1445 - 1500	0	0	39	2	1	0	0	2	44	46.00
Hourly Total	1	0	105	7	5	1	0	15	134	148.70
Hourly Average	0.25	0.00	26.25	1.75	1.25	0.25	0.00	3.75	33.50	37.18
1500 - 1515	0	0	36	1	2	0	0	5	44	49.00
1515 - 1530	0	0	32	1	2	0	0	3	38	41.00
1530 - 1545	1	0	21	2	4	0	0	3	31	33.20
1545 - 1600	0	0	21	2	4	0	0	3	30	33.00
Hourly Total	1	0	110	6	12	0	0	14	143	156.20
Hourly Average	0.25	0.00	27.50	1.50	3.00	0.00	0.00	3.50	35.75	39.05
1600 - 1615	0	0	33	2	5	0	0	4	44	48.00
1615 - 1630	0	0	28	2	4	0	0	4	38	42.00
1630 - 1645	1	0	42	2	3	0	0	4	52	55.20
1645 - 1700	0	0	40	2	4	0	0	1	47	48.00
Hourly Total	1	0	143	8	16	0	0	13	181	193.20
Hourly Average	0.25	0.00	35.75	2.00	4.00	0.00	0.00	3.25	45.25	48.30
1700 - 1715	0	0	45	1	5	1	0	5	57	62.50
1715 - 1730	0	0	38	1	6	0	0	4	49	53.00
1730 - 1745	1	1	31	1	0	0	0	3	37	38.60
1745 - 1800	0	0	26	1	2	0	0	4	33	37.00
Hourly Total	1	1	140	4	13	1	0	16	176	191.10
Hourly Average	0.25	0.25	35.00	1.00	3.25	0.25	0.00	4.00	44.00	47.78
1800 - 1815	0	0	29	0	2	1	0	3	35	38.50
1815 - 1830	0	1	31	1	1	0	0	2	36	37.40
1830 - 1845	0	0	23	0	1	0	0	3	27	30.00
1845 - 1900	0	0	26	0	1	0	0	2	29	31.00
Hourly Total	0	1	109	1	5	1	0	10	127	136.90
Hourly Average	0.00	0.25	27.25	0.25	1.25	0.25	0.00	2.50	31.75	34.23

Session Total	4	4	1181	43	113	14	6	170	1535	1714.20
Session Average	0.08	0.08	24.60	0.90	2.35	0.29	0.13	3.54	31.98	35.71

Kirkby
Classified Junction Count

Site 1 of 12
A506 Hall Lane
Cherryfield Drive
A506 Valley Road
Kirkby Row

Lat/Long
lat 53.482519° lon -2.892554°

Date
Thursday 20 October 2022

Weather
Sunny Intervals
Temp: 14°C

0700 - 1900 (Thursday 12H Session)

	Movement 1.7: Right from Cherryfield Drive to A506 Hall Lane								Original Data	
TIME	P/CYCLE	M/CYCLE	CAR	TAXI	LGV	OGV1	OGV2	BUS/COACH	TOTAL	PCU TOTAL
0700 - 0715	0	0	3	0	0	0	0	1	4	5.00
0715 - 0730	0	0	1	0	0	0	0	4	5	9.00
0730 - 0745	0	0	2	0	0	0	0	2	4	6.00
0745 - 0800	0	0	4	0	0	1	0	1	6	7.50
Hourly Total	0	0	10	0	0	1	0	8	19	27.50
Hourly Average	0.00	0.00	2.50	0.00	0.00	0.25	0.00	2.00	4.75	6.88
0800 - 0815	0	0	0	0	0	0	0	2	2	4.00
0815 - 0830	0	0	7	0	0	1	0	1	9	10.50
0830 - 0845	0	0	14	0	0	0	0	2	16	18.00
0845 - 0900	0	0	8	0	0	0	0	2	10	12.00
Hourly Total	0	0	29	0	0	1	0	7	37	44.50
Hourly Average	0.00	0.00	7.25	0.00	0.00	0.25	0.00	1.75	9.25	11.13
0900 - 0915	0	0	10	0	2	1	0	2	15	17.50
0915 - 0930	0	0	11	0	0	0	0	1	12	13.00
0930 - 0945	0	0	6	0	0	0	0	2	8	10.00
0945 - 1000	0	0	8	1	0	0	0	2	11	13.00
Hourly Total	0	0	35	1	2	1	0	7	46	53.50
Hourly Average	0.00	0.00	8.75	0.25	0.50	0.25	0.00	1.75	11.50	13.38
1000 - 1015	0	0	5	0	3	0	0	2	10	12.00
1015 - 1030	0	0	5	0	1	0	0	1	7	8.00
1030 - 1045	0	0	6	0	0	0	1	3	10	14.30
1045 - 1100	0	0	7	0	0	0	0	1	8	9.00
Hourly Total	0	0	23	0	4	0	1	7	35	43.30
Hourly Average	0.00	0.00	5.75	0.00	1.00	0.00	0.25	1.75	8.75	10.83
1100 - 1115	0	0	5	0	1	0	0	2	8	10.00
1115 - 1130	0	0	6	1	0	0	0	1	8	9.00
1130 - 1145	0	0	7	0	1	0	0	3	11	14.00
1145 - 1200	0	0	7	1	2	0	0	1	11	12.00
Hourly Total	0	0	25	2	4	0	0	7	38	45.00
Hourly Average	0.00	0.00	6.25	0.50	1.00	0.00	0.00	1.75	9.50	11.25
1200 - 1215	0	0	4	0	1	0	0	1	6	7.00
1215 - 1230	0	0	11	0	1	0	0	3	15	18.00
1230 - 1245	0	0	5	0	2	0	0	1	8	9.00
1245 - 1300	0	0	5	0	1	0	0	2	8	10.00
Hourly Total	0	0	25	0	5	0	0	7	37	44.00
Hourly Average	0.00	0.00	6.25	0.00	1.25	0.00	0.00	1.75	9.25	11.00
1300 - 1315	0	0	4	0	1	0	0	1	6	7.00
1315 - 1330	0	0	8	0	1	0	0	3	12	15.00
1330 - 1345	0	0	9	0	1	0	0	2	12	14.00
1345 - 1400	0	0	10	0	1	0	0	1	12	13.00
Hourly Total	0	0	31	0	4	0	0	7	42	49.00
Hourly Average	0.00	0.00	7.75	0.00	1.00	0.00	0.00	1.75	10.50	12.25
1400 - 1415	0	0	8	0	1	0	0	2	11	13.00
1415 - 1430	0	0	8	0	1	0	0	1	10	11.00
1430 - 1445	0	0	8	0	0	0	0	2	10	12.00
1445 - 1500	0	0	10	0	1	0	0	1	12	13.00
Hourly Total	0	0	34	0	3	0	0	6	43	49.00
Hourly Average	0.00	0.00	8.50	0.00	0.75	0.00	0.00	1.50	10.75	12.25
1500 - 1515	0	0	14	0	0	0	0	3	17	20.00
1515 - 1530	0	0	9	0	1	0	0	0	10	10.00
1530 - 1545	0	0	6	0	1	0	0	3	10	13.00
1545 - 1600	0	0	10	0	2	0	0	3	15	18.00
Hourly Total	0	0	39	0	4	0	0	9	52	61.00
Hourly Average	0.00	0.00	9.75	0.00	1.00	0.00	0.00	2.25	13.00	15.25

1600 - 1615	0	0	8	0	3	0	0	1	12	13.00
1615 - 1630	0	0	10	0	2	0	0	3	15	18.00
1630 - 1645	0	0	10	0	0	0	0	1	11	12.00
1645 - 1700	0	0	15	0	2	0	0	1	18	19.00
Hourly Total	0	0	43	0	7	0	0	6	56	62.00
Hourly Average	0.00	0.00	10.75	0.00	1.75	0.00	0.00	1.50	14.00	15.50
1700 - 1715	0	0	16	0	3	0	0	2	21	23.00
1715 - 1730	0	0	6	0	2	0	0	2	10	12.00
1730 - 1745	0	0	8	0	0	0	0	3	11	14.00
1745 - 1800	0	0	10	0	1	0	0	1	12	13.00
Hourly Total	0	0	40	0	6	0	0	8	54	62.00
Hourly Average	0.00	0.00	10.00	0.00	1.50	0.00	0.00	2.00	13.50	15.50
1800 - 1815	0	0	11	1	0	0	0	4	16	20.00
1815 - 1830	0	0	8	0	0	0	0	1	9	10.00
1830 - 1845	0	0	2	0	0	0	0	3	5	8.00
1845 - 1900	0	0	6	0	0	0	0	1	7	8.00
Hourly Total	0	0	27	1	0	0	0	9	37	46.00
Hourly Average	0.00	0.00	6.75	0.25	0.00	0.00	0.00	2.25	9.25	11.50

Session Total	0	0	361	4	39	3	1	88	496	586.80
Session Average	0.00	0.00	7.52	0.08	0.81	0.06	0.02	1.83	10.33	12.23

Kirkby
Classified Junction Count

Site 1 of 12
A506 Hall Lane
Cherryfield Drive
A506 Valley Road
Kirkby Row

Lat/Long
lat 53.482519° lon -2.892554°

Date
Thursday 20 October 2022

Weather
Sunny Intervals
Temp: 14°C

0700 - 1900 (Thursday 12H Session)

	Movement 1.8: U-Turn from Cherryfield Drive to Cherryfield Drive								Original Data	
TIME	P/CYCLE	M/CYCLE	CAR	TAXI	LGV	OGV1	OGV2	BUS/COACH	TOTAL	PCU TOTAL
0700 - 0715	0	0	1	0	0	0	0	0	1	1.00
0715 - 0730	0	0	0	0	0	0	0	0	0	0.00
0730 - 0745	0	0	0	0	0	0	0	0	0	0.00
0745 - 0800	0	0	0	0	0	0	0	0	0	0.00
Hourly Total	0	0	1	0	0	0	0	0	1	1.00
Hourly Average	0.00	0.00	0.25	0.00	0.00	0.00	0.00	0.00	0.25	0.25
0800 - 0815	0	0	0	0	0	0	0	0	0	0.00
0815 - 0830	0	0	0	0	0	0	0	0	0	0.00
0830 - 0845	0	0	0	0	0	0	0	0	0	0.00
0845 - 0900	0	0	0	0	0	0	0	0	0	0.00
Hourly Total	0	0	0	0	0	0	0	0	0	0.00
Hourly Average	0.00	0.00	0.00	0.00	0.00	0.00	0.00	0.00	0.00	0.00
0900 - 0915	0	0	1	0	0	0	0	0	1	1.00
0915 - 0930	0	0	0	0	0	0	0	0	0	0.00
0930 - 0945	0	0	0	0	0	0	0	0	0	0.00
0945 - 1000	0	0	0	0	0	0	0	0	0	0.00
Hourly Total	0	0	1	0	0	0	0	0	1	1.00
Hourly Average	0.00	0.00	0.25	0.00	0.00	0.00	0.00	0.00	0.25	0.25
1000 - 1015	0	0	0	0	0	0	0	0	0	0.00
1015 - 1030	0	0	0	0	0	0	0	0	0	0.00
1030 - 1045	0	0	0	0	0	0	0	0	0	0.00
1045 - 1100	0	0	0	0	0	0	0	0	0	0.00
Hourly Total	0	0	0	0	0	0	0	0	0	0.00
Hourly Average	0.00	0.00	0.00	0.00	0.00	0.00	0.00	0.00	0.00	0.00
1100 - 1115	0	0	0	0	0	0	0	0	0	0.00
1115 - 1130	0	0	0	0	0	0	0	0	0	0.00
1130 - 1145	0	0	0	0	1	0	0	0	1	1.00
1145 - 1200	0	0	0	0	0	0	0	0	0	0.00
Hourly Total	0	0	0	0	1	0	0	0	1	1.00
Hourly Average	0.00	0.00	0.00	0.00	0.25	0.00	0.00	0.00	0.25	0.25
1200 - 1215	0	0	1	0	0	0	0	0	1	1.00
1215 - 1230	0	0	0	0	0	0	0	0	0	0.00
1230 - 1245	0	0	1	0	0	0	0	0	1	1.00
1245 - 1300	0	0	0	0	0	0	0	0	0	0.00
Hourly Total	0	0	2	0	0	0	0	0	2	2.00
Hourly Average	0.00	0.00	0.50	0.00	0.00	0.00	0.00	0.00	0.50	0.50
1300 - 1315	0	0	0	0	0	0	0	0	0	0.00
1315 - 1330	0	0	0	0	0	0	0	0	0	0.00
1330 - 1345	0	0	0	0	0	0	0	0	0	0.00
1345 - 1400	0	0	0	0	0	0	0	0	0	0.00
Hourly Total	0	0	0	0	0	0	0	0	0	0.00
Hourly Average	0.00	0.00	0.00	0.00	0.00	0.00	0.00	0.00	0.00	0.00
1400 - 1415	0	0	0	0	0	0	0	0	0	0.00
1415 - 1430	0	0	0	0	1	0	0	0	1	1.00
1430 - 1445	0	0	2	0	0	0	0	0	2	2.00
1445 - 1500	0	0	1	0	0	0	0	0	1	1.00
Hourly Total	0	0	3	0	1	0	0	0	4	4.00
Hourly Average	0.00	0.00	0.75	0.00	0.25	0.00	0.00	0.00	1.00	1.00
1500 - 1515	0	0	1	0	0	0	0	0	1	1.00
1515 - 1530	0	0	0	0	0	0	0	0	0	0.00
1530 - 1545	0	0	0	0	0	0	0	0	0	0.00
1545 - 1600	0	0	0	0	0	0	0	0	0	0.00
Hourly Total	0	0	1	0	0	0	0	0	1	1.00
Hourly Average	0.00	0.00	0.25	0.00	0.00	0.00	0.00	0.00	0.25	0.25
1600 - 1615	0	0	0	0	0	0	0	0	0	0.00
1615 - 1630	0	0	0	0	0	0	0	0	0	0.00
1630 - 1645	0	0	0	0	0	0	0	0	0	0.00
1645 - 1700	0	0	0	0	0	0	0	0	0	0.00
Hourly Total	0	0	0	0	0	0	0	0	0	0.00
Hourly Average	0.00	0.00	0.00	0.00	0.00	0.00	0.00	0.00	0.00	0.00
1700 - 1715	0	0	0	0	0	0	0	0	0	0.00
1715 - 1730	0	0	0	0	0	0	0	0	0	0.00
1730 - 1745	0	0	1	0	0	0	0	0	1	1.00
1745 - 1800	0	0	0	0	0	0	0	0	0	0.00
Hourly Total	0	0	1	0	0	0	0	0	1	1.00
Hourly Average	0.00	0.00	0.25	0.00	0.00	0.00	0.00	0.00	0.25	0.25
1800 - 1815	0	0	1	0	0	0	0	0	1	1.00
1815 - 1830	0	0	0	0	0	0	0	0	0	0.00
1830 - 1845	0	0	0	0	0	0	0	0	0	0.00
1845 - 1900	0	0	0	0	0	0	0	0	0	0.00
Hourly Total	0	0	1	0	0	0	0	0	1	1.00
Hourly Average	0.00	0.00	0.25	0.00	0.00	0.00	0.00	0.00	0.25	0.25

Session Total	0	0	10	0	2	0	0	0	12	12.00
Session Average	0.00	0.00	0.21	0.00	0.04	0.00	0.00	0.00	0.25	0.25

Kirkby
Classified Junction Count

Site 1 of 12
A506 Hall Lane
Cherryfield Drive
A506 Valley Road
Kirkby Row

Lat/Long
lat 53.482519° lon -2.892554°

Date
Thursday 20 October 2022

Weather
Sunny Intervals
Temp: 14°C

0700 - 1900 (Thursday 12H Session)

	Movement 1.9: Left from A506 Valley Road to Kirkby Row								Original Data	
TIME	P/CYCLE	M/CYCLE	CAR	TAXI	LGV	OGV1	OGV2	BUS/COACH	TOTAL	PCU TOTAL
0700 - 0715	0	0	10	0	0	0	0	0	10	10.00
0715 - 0730	0	0	12	0	2	1	1	0	16	17.80
0730 - 0745	0	0	10	0	2	1	0	0	13	13.50
0745 - 0800	0	0	14	1	2	0	0	0	17	17.00
Hourly Total	0	0	46	1	6	2	1	0	56	58.30
Hourly Average	0.00	0.00	11.50	0.25	1.50	0.50	0.25	0.00	14.00	14.58
0800 - 0815	0	0	15	0	2	0	0	0	17	17.00
0815 - 0830	0	0	20	0	4	0	0	0	24	24.00
0830 - 0845	0	0	10	0	4	0	0	1	15	16.00
0845 - 0900	0	0	11	0	5	0	0	0	16	16.00
Hourly Total	0	0	56	0	15	0	0	1	72	73.00
Hourly Average	0.00	0.00	14.00	0.00	3.75	0.00	0.00	0.25	18.00	18.25
0900 - 0915	0	0	8	0	6	0	0	0	14	14.00
0915 - 0930	0	0	8	1	5	0	0	0	14	14.00
0930 - 0945	0	0	8	0	4	3	0	0	15	16.50
0945 - 1000	0	0	8	0	1	0	0	0	9	9.00
Hourly Total	0	0	32	1	16	3	0	0	52	53.50
Hourly Average	0.00	0.00	8.00	0.25	4.00	0.75	0.00	0.00	13.00	13.38
1000 - 1015	0	0	9	0	2	0	0	0	11	11.00
1015 - 1030	0	0	12	0	5	0	1	0	18	19.30
1030 - 1045	0	0	14	1	1	0	2	0	18	20.60
1045 - 1100	0	0	9	0	2	1	0	0	12	12.50
Hourly Total	0	0	44	1	10	1	3	0	59	63.40
Hourly Average	0.00	0.00	11.00	0.25	2.50	0.25	0.75	0.00	14.75	15.85
1100 - 1115	0	0	14	0	2	0	1	0	17	18.30
1115 - 1130	0	0	7	0	2	0	0	0	9	9.00
1130 - 1145	0	0	15	0	2	0	1	0	18	19.30
1145 - 1200	0	0	12	0	3	1	1	0	17	18.80
Hourly Total	0	0	48	0	9	1	3	0	61	65.40
Hourly Average	0.00	0.00	12.00	0.00	2.25	0.25	0.75	0.00	15.25	16.35
1200 - 1215	0	0	11	0	4	0	0	0	15	15.00
1215 - 1230	0	0	5	0	2	1	1	0	9	10.80
1230 - 1245	0	0	17	0	8	0	0	0	25	25.00
1245 - 1300	0	0	17	0	3	0	0	0	20	20.00
Hourly Total	0	0	50	0	17	1	1	0	69	70.80
Hourly Average	0.00	0.00	12.50	0.00	4.25	0.25	0.25	0.00	17.25	17.70
1300 - 1315	0	0	16	0	2	0	2	0	20	22.60
1315 - 1330	0	0	21	0	4	0	1	0	26	27.30
1330 - 1345	0	0	13	0	3	0	0	0	16	16.00
1345 - 1400	0	0	8	0	4	0	2	0	14	16.60
Hourly Total	0	0	58	0	13	0	5	0	76	82.50
Hourly Average	0.00	0.00	14.50	0.00	3.25	0.00	1.25	0.00	19.00	20.63
1400 - 1415	0	0	19	0	7	2	0	0	28	29.00
1415 - 1430	0	0	25	0	6	0	0	0	31	31.00
1430 - 1445	0	0	13	0	4	1	0	0	18	18.50
1445 - 1500	0	0	14	1	4	0	0	0	19	19.00
Hourly Total	0	0	71	1	21	3	0	0	96	97.50
Hourly Average	0.00	0.00	17.75	0.25	5.25	0.75	0.00	0.00	24.00	24.38
1500 - 1515	0	0	19	0	4	0	0	0	23	23.00
1515 - 1530	0	0	24	0	2	0	0	0	26	26.00
1530 - 1545	0	0	16	0	4	0	0	0	20	20.00
1545 - 1600	0	0	20	0	4	0	1	0	25	26.30
Hourly Total	0	0	79	0	14	0	1	0	94	95.30
Hourly Average	0.00	0.00	19.75	0.00	3.50	0.00	0.25	0.00	23.50	23.83
1600 - 1615	0	0	37	1	5	0	0	0	43	43.00
1615 - 1630	0	0	33	0	6	0	0	0	39	39.00
1630 - 1645	0	0	22	1	1	0	0	0	24	24.00
1645 - 1700	0	2	28	0	4	0	0	0	34	32.80
Hourly Total	0	2	120	2	16	0	0	0	140	138.80
Hourly Average	0.00	0.50	30.00	0.50	4.00	0.00	0.00	0.00	35.00	34.70
1700 - 1715	0	0	26	0	5	0	0	0	31	31.00
1715 - 1730	0	0	30	0	3	0	0	0	33	33.00
1730 - 1745	0	0	32	0	5	0	0	0	37	37.00
1745 - 1800	0	0	33	0	4	1	0	0	38	38.50
Hourly Total	0	0	121	0	17	1	0	0	139	139.50
Hourly Average	0.00	0.00	30.25	0.00	4.25	0.25	0.00	0.00	34.75	34.88
1800 - 1815	0	0	17	0	1	0	0	0	18	18.00
1815 - 1830	0	0	28	0	1	0	0	0	29	29.00
1830 - 1845	0	0	17	0	1	0	0	0	18	18.00
1845 - 1900	0	0	13	0	3	0	0	0	16	16.00
Hourly Total	0	0	75	0	6	0	0	0	81	81.00
Hourly Average	0.00	0.00	18.75	0.00	1.50	0.00	0.00	0.00	20.25	20.25

Session Total	0	2	800	6	160	12	14	1	995	1019.00
Session Average	0.00	0.04	16.67	0.13	3.33	0.25	0.29	0.02	20.73	21.23

Kirkby
Classified Junction Count

Site 1 of 12
A506 Hall Lane
Cherryfield Drive
A506 Valley Road
Kirkby Row

Lat/Long
lat 53.482519° lon -2.892554°

Date
Thursday 20 October 2022

Weather
Sunny Intervals
Temp: 14°C

0700 - 1900 (Thursday 12H Session)

	Movement 1.10: Eastbound from A506 Valley Road to A506 Hall Lane								Original Data	
TIME	P/CYCLE	M/CYCLE	CAR	TAXI	LGV	OGV1	OGV2	BUS/COACH	TOTAL	PCU TOTAL
0700 - 0715	0	0	43	1	11	1	0	0	56	56.50
0715 - 0730	1	0	40	1	14	0	0	0	56	55.20
0730 - 0745	0	0	69	1	12	2	0	0	84	85.00
0745 - 0800	0	2	54	1	14	4	0	0	75	75.80
Hourly Total	1	2	206	4	51	7	0	0	271	272.50
Hourly Average	0.25	0.50	51.50	1.00	12.75	1.75	0.00	0.00	67.75	68.13
0800 - 0815	0	0	98	3	24	2	3	0	130	134.90
0815 - 0830	0	2	90	2	17	0	1	1	113	114.10
0830 - 0845	0	0	90	3	11	4	2	0	110	114.60
0845 - 0900	0	0	73	3	13	2	4	0	95	101.20
Hourly Total	0	2	351	11	65	8	10	1	448	464.80
Hourly Average	0.00	0.50	87.75	2.75	16.25	2.00	2.50	0.25	112.00	116.20
0900 - 0915	0	0	73	3	11	1	2	0	90	93.10
0915 - 0930	0	0	70	3	11	2	1	0	87	89.30
0930 - 0945	0	0	68	2	10	2	3	0	85	89.90
0945 - 1000	0	0	51	4	14	2	1	0	72	74.30
Hourly Total	0	0	262	12	46	7	7	0	334	346.60
Hourly Average	0.00	0.00	65.50	3.00	11.50	1.75	1.75	0.00	83.50	86.65
1000 - 1015	0	0	56	4	13	5	1	0	79	82.80
1015 - 1030	0	0	61	4	15	2	0	0	82	83.00
1030 - 1045	0	0	51	6	10	1	1	0	69	70.80
1045 - 1100	0	0	58	3	8	4	0	0	73	75.00
Hourly Total	0	0	226	17	46	12	2	0	303	311.60
Hourly Average	0.00	0.00	56.50	4.25	11.50	3.00	0.50	0.00	75.75	77.90
1100 - 1115	0	0	54	3	15	2	1	0	75	77.30
1115 - 1130	0	0	59	4	12	2	2	0	79	82.60
1130 - 1145	0	0	60	4	10	3	1	0	78	80.80
1145 - 1200	0	0	57	2	14	1	0	0	74	74.50
Hourly Total	0	0	230	13	51	8	4	0	306	315.20
Hourly Average	0.00	0.00	57.50	3.25	12.75	2.00	1.00	0.00	76.50	78.80
1200 - 1215	0	0	51	4	11	2	2	0	70	73.60
1215 - 1230	0	0	64	4	17	5	0	0	90	92.50
1230 - 1245	0	0	65	2	9	2	1	0	79	81.30
1245 - 1300	0	1	68	4	10	3	1	0	87	89.20
Hourly Total	0	1	248	14	47	12	4	0	326	336.60
Hourly Average	0.00	0.25	62.00	3.50	11.75	3.00	1.00	0.00	81.50	84.15
1300 - 1315	0	0	69	3	14	3	0	0	89	90.50
1315 - 1330	0	1	73	3	13	2	0	0	92	92.40
1330 - 1345	0	2	65	4	11	0	0	0	82	80.80
1345 - 1400	0	1	73	6	23	3	0	0	106	106.90
Hourly Total	0	4	280	16	61	8	0	0	369	370.60
Hourly Average	0.00	1.00	70.00	4.00	15.25	2.00	0.00	0.00	92.25	92.65
1400 - 1415	0	1	69	5	13	1	2	0	91	93.50
1415 - 1430	0	0	81	5	8	4	0	0	98	100.00
1430 - 1445	0	0	93	4	17	2	0	0	116	117.00
1445 - 1500	0	2	115	6	8	3	2	0	136	138.90
Hourly Total	0	3	358	20	46	10	4	0	441	449.40
Hourly Average	0.00	0.75	89.50	5.00	11.50	2.50	1.00	0.00	110.25	112.35
1500 - 1515	1	0	98	4	10	1	0	0	114	113.70
1515 - 1530	0	0	92	6	12	5	1	0	116	119.80
1530 - 1545	0	0	87	7	14	0	0	0	108	108.00
1545 - 1600	0	0	100	4	12	3	0	0	119	120.50
Hourly Total	1	0	377	21	48	9	1	0	457	462.00
Hourly Average	0.25	0.00	94.25	5.25	12.00	2.25	0.25	0.00	114.25	115.50
1600 - 1615	0	0	107	5	17	1	0	0	130	130.50
1615 - 1630	0	0	115	7	13	2	0	0	137	138.00
1630 - 1645	0	1	137	3	17	1	0	1	160	160.90
1645 - 1700	0	1	122	3	15	1	0	0	142	141.90
Hourly Total	0	2	481	18	62	5	0	1	569	571.30
Hourly Average	0.00	0.50	120.25	4.50	15.50	1.25	0.00	0.25	142.25	142.83
1700 - 1715	1	0	118	2	17	1	0	0	139	138.70
1715 - 1730	0	1	131	1	18	1	0	0	152	151.90
1730 - 1745	0	1	119	3	8	0	0	0	131	130.40
1745 - 1800	0	2	136	2	13	0	0	0	153	151.80
Hourly Total	1	4	504	8	56	2	0	0	575	572.80
Hourly Average	0.25	1.00	126.00	2.00	14.00	0.50	0.00	0.00	143.75	143.20
1800 - 1815	0	0	103	1	10	0	0	0	114	114.00
1815 - 1830	0	2	120	1	10	0	0	0	133	131.80
1830 - 1845	0	0	111	1	9	0	0	0	121	121.00
1845 - 1900	0	0	92	0	7	1	0	0	100	100.50
Hourly Total	0	2	426	3	36	1	0	0	468	467.30
Hourly Average	0.00	0.50	106.50	0.75	9.00	0.25	0.00	0.00	117.00	116.83

Session Total	3	20	3949	157	615	89	32	2	4867	4940.70
Session Average	0.06	0.42	82.27	3.27	12.81	1.85	0.67	0.04	101.40	102.93

Kirkby
Classified Junction Count

Site 1 of 12
A506 Hall Lane
Cherryfield Drive
A506 Valley Road
Kirkby Row

Lat/Long
lat 53.482519° lon -2.892554°

Date
Thursday 20 October 2022

Weather
Sunny Intervals
Temp: 14°C

0700 - 1900 (Thursday 12H Session)

	Movement 1.11: Right from A506 Valley Road to Cherryfield Drive								Original Data	
TIME	P/CYCLE	M/CYCLE	CAR	TAXI	LGV	OGV1	OGV2	BUS/COACH	TOTAL	PCU TOTAL
0700 - 0715	0	0	7	0	2	0	0	1	10	11.00
0715 - 0730	0	0	17	0	6	0	0	0	23	23.00
0730 - 0745	0	0	15	0	2	0	0	0	17	17.00
0745 - 0800	0	0	28	0	2	0	0	0	30	30.00
Hourly Total	0	0	67	0	12	0	0	1	80	81.00
Hourly Average	0.00	0.00	16.75	0.00	3.00	0.00	0.00	0.25	20.00	20.25
0800 - 0815	0	0	16	0	4	0	1	0	21	22.30
0815 - 0830	0	0	30	0	2	1	0	0	33	33.50
0830 - 0845	0	0	29	0	4	2	0	0	35	36.00
0845 - 0900	0	0	40	0	4	1	0	0	45	45.50
Hourly Total	0	0	115	0	14	4	1	0	134	137.30
Hourly Average	0.00	0.00	28.75	0.00	3.50	1.00	0.25	0.00	33.50	34.33
0900 - 0915	0	0	15	1	4	0	0	0	20	20.00
0915 - 0930	0	0	27	2	2	0	0	1	32	33.00
0930 - 0945	0	0	13	0	1	0	0	0	14	14.00
0945 - 1000	0	0	14	1	3	1	0	1	20	21.50
Hourly Total	0	0	69	4	10	1	0	2	86	88.50
Hourly Average	0.00	0.00	17.25	1.00	2.50	0.25	0.00	0.50	21.50	22.13
1000 - 1015	0	0	15	1	3	0	0	0	19	19.00
1015 - 1030	0	0	12	0	2	0	0	0	14	14.00
1030 - 1045	0	0	16	0	1	0	0	0	17	17.00
1045 - 1100	0	0	24	1	0	0	0	0	25	25.00
Hourly Total	0	0	67	2	6	0	0	0	75	75.00
Hourly Average	0.00	0.00	16.75	0.50	1.50	0.00	0.00	0.00	18.75	18.75
1100 - 1115	0	0	22	1	6	1	0	0	30	30.50
1115 - 1130	0	0	17	1	3	2	1	0	24	26.30
1130 - 1145	0	0	22	0	2	0	0	0	24	24.00
1145 - 1200	0	1	7	1	3	0	0	0	12	11.40
Hourly Total	0	1	68	3	14	3	1	0	90	92.20
Hourly Average	0.00	0.25	17.00	0.75	3.50	0.75	0.25	0.00	22.50	23.05
1200 - 1215	0	0	19	2	3	0	0	0	24	24.00
1215 - 1230	0	2	22	1	3	0	0	0	28	26.80
1230 - 1245	0	0	16	0	1	0	0	0	17	17.00
1245 - 1300	0	0	24	1	6	0	0	0	31	31.00
Hourly Total	0	2	81	4	13	0	0	0	100	98.80
Hourly Average	0.00	0.50	20.25	1.00	3.25	0.00	0.00	0.00	25.00	24.70
1300 - 1315	0	0	18	0	5	1	0	0	24	24.50
1315 - 1330	0	0	21	0	1	1	0	0	23	23.50
1330 - 1345	0	0	25	0	1	0	0	0	26	26.00
1345 - 1400	0	0	13	0	3	0	0	0	16	16.00
Hourly Total	0	0	77	0	10	2	0	0	89	90.00
Hourly Average	0.00	0.00	19.25	0.00	2.50	0.50	0.00	0.00	22.25	22.50
1400 - 1415	0	0	20	2	4	1	0	0	27	27.50
1415 - 1430	0	0	23	3	5	1	0	0	32	32.50
1430 - 1445	0	0	14	3	6	0	1	0	24	25.30
1445 - 1500	0	0	12	0	1	1	0	0	14	14.50
Hourly Total	0	0	69	8	16	3	1	0	97	99.80
Hourly Average	0.00	0.00	17.25	2.00	4.00	0.75	0.25	0.00	24.25	24.95
1500 - 1515	0	0	21	0	2	2	0	1	26	28.00
1515 - 1530	0	0	19	1	3	0	0	0	23	23.00
1530 - 1545	0	0	25	2	3	2	0	0	32	33.00
1545 - 1600	0	0	15	0	1	0	0	1	17	18.00
Hourly Total	0	0	80	3	9	4	0	2	98	102.00
Hourly Average	0.00	0.00	20.00	0.75	2.25	1.00	0.00	0.50	24.50	25.50
1600 - 1615	0	0	16	0	2	0	0	0	18	18.00
1615 - 1630	0	0	17	0	6	0	0	1	24	25.00
1630 - 1645	0	0	19	3	7	0	0	1	30	31.00
1645 - 1700	0	0	35	1	3	0	0	1	40	41.00
Hourly Total	0	0	87	4	18	0	0	3	112	115.00
Hourly Average	0.00	0.00	21.75	1.00	4.50	0.00	0.00	0.75	28.00	28.75
1700 - 1715	0	0	22	1	1	0	0	1	25	26.00
1715 - 1730	0	0	29	0	1	0	0	0	30	30.00
1730 - 1745	0	0	13	0	0	0	0	0	13	13.00
1745 - 1800	0	0	17	0	4	0	0	0	21	21.00
Hourly Total	0	0	81	1	6	0	0	1	89	90.00
Hourly Average	0.00	0.00	20.25	0.25	1.50	0.00	0.00	0.25	22.25	22.50
1800 - 1815	0	0	16	0	6	0	0	0	22	22.00
1815 - 1830	0	0	17	0	1	1	0	0	19	19.50
1830 - 1845	0	0	18	1	2	0	0	0	21	21.00
1845 - 1900	0	0	17	0	0	0	0	0	17	17.00
Hourly Total	0	0	68	1	9	1	0	0	79	79.50
Hourly Average	0.00	0.00	17.00	0.25	2.25	0.25	0.00	0.00	19.75	19.88

Session Total	0	3	929	30	137	18	3	9	1129	1149.10
Session Average	0.00	0.06	19.35	0.63	2.85	0.38	0.06	0.19	23.52	23.94

Kirkby
Classified Junction Count

Site 1 of 12
A506 Hall Lane
Cherryfield Drive
A506 Valley Road
Kirkby Row

Lat/Long
lat 53.482519° lon -2.892554°

Date
Thursday 20 October 2022

Weather
Sunny Intervals
Temp: 14°C

0700 - 1900 (Thursday 12H Session)

	Movement 1.12: U-Turn from A506 Valley Road to A506 Valley Road								Original Data	
TIME	P/CYCLE	M/CYCLE	CAR	TAXI	LGV	OGV1	OGV2	BUS/COACH	TOTAL	PCU TOTAL
0700 - 0715	0	0	0	0	0	0	0	0	0	0.00
0715 - 0730	0	0	1	0	0	0	0	0	1	1.00
0730 - 0745	0	0	0	0	0	0	0	0	0	0.00
0745 - 0800	0	0	0	0	0	0	0	0	0	0.00
Hourly Total	0	0	1	0	0	0	0	0	1	1.00
Hourly Average	0.00	0.00	0.25	0.00	0.00	0.00	0.00	0.00	0.25	0.25
0800 - 0815	0	0	0	0	0	0	0	0	0	0.00
0815 - 0830	0	0	0	0	0	0	0	0	0	0.00
0830 - 0845	0	0	0	0	0	0	0	0	0	0.00
0845 - 0900	0	0	0	0	0	0	0	0	0	0.00
Hourly Total	0	0	0	0	0	0	0	0	0	0.00
Hourly Average	0.00	0.00	0.00	0.00	0.00	0.00	0.00	0.00	0.00	0.00
0900 - 0915	0	0	0	0	0	0	0	0	0	0.00
0915 - 0930	0	0	0	0	0	0	0	0	0	0.00
0930 - 0945	0	0	0	0	0	0	0	0	0	0.00
0945 - 1000	0	0	0	0	0	0	0	0	0	0.00
Hourly Total	0	0	0	0	0	0	0	0	0	0.00
Hourly Average	0.00	0.00	0.00	0.00	0.00	0.00	0.00	0.00	0.00	0.00
1000 - 1015	0	0	0	0	0	0	0	0	0	0.00
1015 - 1030	0	0	0	0	0	0	0	0	0	0.00
1030 - 1045	0	0	0	0	0	0	0	0	0	0.00
1045 - 1100	0	0	0	0	0	0	0	0	0	0.00
Hourly Total	0	0	0	0	0	0	0	0	0	0.00
Hourly Average	0.00	0.00	0.00	0.00	0.00	0.00	0.00	0.00	0.00	0.00
1100 - 1115	0	0	0	0	0	0	0	0	0	0.00
1115 - 1130	0	0	0	0	0	0	0	0	0	0.00
1130 - 1145	0	0	0	0	0	0	0	0	0	0.00
1145 - 1200	0	0	0	0	0	0	0	0	0	0.00
Hourly Total	0	0	0	0	0	0	0	0	0	0.00
Hourly Average	0.00	0.00	0.00	0.00	0.00	0.00	0.00	0.00	0.00	0.00
1200 - 1215	0	0	0	0	0	0	0	0	0	0.00
1215 - 1230	0	0	0	0	0	0	0	0	0	0.00
1230 - 1245	0	0	0	0	0	0	0	0	0	0.00
1245 - 1300	0	0	0	0	0	0	0	0	0	0.00
Hourly Total	0	0	0	0	0	0	0	0	0	0.00
Hourly Average	0.00	0.00	0.00	0.00	0.00	0.00	0.00	0.00	0.00	0.00
1300 - 1315	0	0	1	0	0	0	0	0	1	1.00
1315 - 1330	0	0	0	0	0	0	0	0	0	0.00
1330 - 1345	0	0	0	0	0	0	0	0	0	0.00
1345 - 1400	0	0	0	0	0	0	0	0	0	0.00
Hourly Total	0	0	1	0	0	0	0	0	1	1.00
Hourly Average	0.00	0.00	0.25	0.00	0.00	0.00	0.00	0.00	0.25	0.25
1400 - 1415	0	0	0	0	0	0	0	0	0	0.00
1415 - 1430	0	0	0	0	0	0	0	0	0	0.00
1430 - 1445	0	0	0	0	0	0	0	0	0	0.00
1445 - 1500	0	0	0	0	0	0	0	0	0	0.00
Hourly Total	0	0	0	0	0	0	0	0	0	0.00
Hourly Average	0.00	0.00	0.00	0.00	0.00	0.00	0.00	0.00	0.00	0.00
1500 - 1515	0	0	0	0	0	0	0	0	0	0.00
1515 - 1530	0	0	0	0	0	0	0	0	0	0.00
1530 - 1545	0	0	0	0	0	0	0	0	0	0.00
1545 - 1600	0	0	0	0	0	0	0	0	0	0.00
Hourly Total	0	0	0	0	0	0	0	0	0	0.00
Hourly Average	0.00	0.00	0.00	0.00	0.00	0.00	0.00	0.00	0.00	0.00
1600 - 1615	0	0	0	0	0	0	0	0	0	0.00
1615 - 1630	0	0	0	0	0	0	0	0	0	0.00
1630 - 1645	0	0	0	0	0	0	0	0	0	0.00
1645 - 1700	0	0	0	0	0	0	0	0	0	0.00
Hourly Total	0	0	0	0	0	0	0	0	0	0.00
Hourly Average	0.00	0.00	0.00	0.00	0.00	0.00	0.00	0.00	0.00	0.00
1700 - 1715	0	0	0	0	0	0	0	0	0	0.00
1715 - 1730	0	0	0	0	0	0	0	0	0	0.00
1730 - 1745	0	0	0	0	0	0	0	0	0	0.00
1745 - 1800	0	0	0	0	0	0	0	0	0	0.00
Hourly Total	0	0	0	0	0	0	0	0	0	0.00
Hourly Average	0.00	0.00	0.00	0.00	0.00	0.00	0.00	0.00	0.00	0.00
1800 - 1815	0	0	0	0	0	0	0	0	0	0.00
1815 - 1830	0	0	0	0	0	0	0	0	0	0.00
1830 - 1845	0	0	0	0	0	0	0	0	0	0.00
1845 - 1900	0	0	0	0	0	0	0	0	0	0.00
Hourly Total	0	0	0	0	0	0	0	0	0	0.00
Hourly Average	0.00	0.00	0.00	0.00	0.00	0.00	0.00	0.00	0.00	0.00

Session Total	0	0	2	0	0	0	0	0	2	2.00
Session Average	0.00	0.00	0.04	0.00	0.00	0.00	0.00	0.00	0.04	0.04

Kirkby
Classified Junction Count

Site 1 of 12
A506 Hall Lane
Cherryfield Drive
A506 Valley Road
Kirkby Row

Lat/Long
lat 53.482519° lon -2.892554°

Date
Thursday 20 October 2022

Weather
Sunny Intervals
Temp: 14°C

0700 - 1900 (Thursday 12H Session)

	Movement 1.13: Left from Kirkby Row to A506 Hall Lane								Original Data	
TIME	P/CYCLE	M/CYCLE	CAR	TAXI	LGV	OGV1	OGV2	BUS/COACH	TOTAL	PCU TOTAL
0700 - 0715	0	0	11	0	4	0	0	0	15	15.00
0715 - 0730	0	0	12	0	3	0	0	0	15	15.00
0730 - 0745	0	0	14	0	5	0	0	0	19	19.00
0745 - 0800	0	0	21	0	5	0	1	0	27	28.30
Hourly Total	0	0	58	0	17	0	1	0	76	77.30
Hourly Average	0.00	0.00	14.50	0.00	4.25	0.00	0.25	0.00	19.00	19.33
0800 - 0815	0	0	33	1	4	0	0	0	38	38.00
0815 - 0830	0	1	40	1	4	1	0	0	47	46.90
0830 - 0845	0	0	42	1	1	0	0	0	44	44.00
0845 - 0900	0	1	45	0	6	1	0	0	53	52.90
Hourly Total	0	2	160	3	15	2	0	0	182	181.80
Hourly Average	0.00	0.50	40.00	0.75	3.75	0.50	0.00	0.00	45.50	45.45
0900 - 0915	0	0	46	0	0	0	0	0	46	46.00
0915 - 0930	0	1	21	0	0	0	0	1	23	23.40
0930 - 0945	0	0	19	0	3	0	0	0	22	22.00
0945 - 1000	0	1	12	0	6	0	0	0	19	18.40
Hourly Total	0	2	98	0	9	0	0	1	110	109.80
Hourly Average	0.00	0.50	24.50	0.00	2.25	0.00	0.00	0.25	27.50	27.45
1000 - 1015	0	0	15	2	5	0	1	0	23	24.30
1015 - 1030	0	0	20	1	4	0	0	0	25	25.00
1030 - 1045	0	0	27	2	2	1	0	0	32	32.50
1045 - 1100	0	1	17	0	4	1	2	0	25	27.50
Hourly Total	0	1	79	5	15	2	3	0	105	109.30
Hourly Average	0.00	0.25	19.75	1.25	3.75	0.50	0.75	0.00	26.25	27.33
1100 - 1115	0	0	12	0	5	0	0	0	17	17.00
1115 - 1130	0	0	27	1	4	1	0	0	33	33.50
1130 - 1145	0	0	24	1	4	0	0	0	29	29.00
1145 - 1200	0	0	20	0	6	1	0	0	27	27.50
Hourly Total	0	0	83	2	19	2	0	0	106	107.00
Hourly Average	0.00	0.00	20.75	0.50	4.75	0.50	0.00	0.00	26.50	26.75
1200 - 1215	0	0	21	2	1	1	0	0	25	25.50
1215 - 1230	0	0	27	1	3	0	0	0	31	31.00
1230 - 1245	1	0	17	2	3	1	0	0	24	23.70
1245 - 1300	0	0	25	0	2	0	0	0	27	27.00
Hourly Total	1	0	90	5	9	2	0	0	107	107.20
Hourly Average	0.25	0.00	22.50	1.25	2.25	0.50	0.00	0.00	26.75	26.80
1300 - 1315	0	0	26	0	2	0	0	0	28	28.00
1315 - 1330	0	0	29	0	3	0	0	0	32	32.00
1330 - 1345	0	0	23	0	4	1	0	0	28	28.50
1345 - 1400	0	0	33	2	4	2	0	0	41	42.00
Hourly Total	0	0	111	2	13	3	0	0	129	130.50
Hourly Average	0.00	0.00	27.75	0.50	3.25	0.75	0.00	0.00	32.25	32.63
1400 - 1415	0	0	26	0	1	0	0	0	27	27.00
1415 - 1430	0	0	21	2	2	0	0	0	25	25.00
1430 - 1445	0	0	24	3	3	0	0	0	30	30.00
1445 - 1500	0	1	30	3	4	0	0	0	38	37.40
Hourly Total	0	1	101	8	10	0	0	0	120	119.40
Hourly Average	0.00	0.25	25.25	2.00	2.50	0.00	0.00	0.00	30.00	29.85
1500 - 1515	0	0	30	0	4	0	0	0	34	34.00
1515 - 1530	0	3	47	0	1	0	0	1	52	51.20
1530 - 1545	0	1	41	0	1	0	0	0	43	42.40
1545 - 1600	0	0	20	0	3	1	0	0	24	24.50
Hourly Total	0	4	138	0	9	1	0	1	153	152.10
Hourly Average	0.00	1.00	34.50	0.00	2.25	0.25	0.00	0.25	38.25	38.03
1600 - 1615	0	1	26	0	3	0	0	0	30	29.40
1615 - 1630	0	2	34	0	3	0	0	0	39	37.80
1630 - 1645	0	1	23	0	5	1	0	1	31	31.90
1645 - 1700	0	1	31	1	3	0	0	0	36	35.40
Hourly Total	0	5	114	1	14	1	0	1	136	134.50
Hourly Average	0.00	1.25	28.50	0.25	3.50	0.25	0.00	0.25	34.00	33.63
1700 - 1715	0	0	28	1	5	0	0	0	34	34.00
1715 - 1730	0	1	24	3	2	0	0	0	30	29.40
1730 - 1745	0	0	35	3	1	1	0	0	40	40.50
1745 - 1800	0	0	44	2	4	0	0	0	50	50.00
Hourly Total	0	1	131	9	12	1	0	0	154	153.90
Hourly Average	0.00	0.25	32.75	2.25	3.00	0.25	0.00	0.00	38.50	38.48
1800 - 1815	0	0	31	0	2	0	0	0	33	33.00
1815 - 1830	0	0	30	0	3	0	0	0	33	33.00
1830 - 1845	0	0	31	0	1	0	0	0	32	32.00
1845 - 1900	0	0	16	0	1	0	0	0	17	17.00
Hourly Total	0	0	108	0	7	0	0	0	115	115.00
Hourly Average	0.00	0.00	27.00	0.00	1.75	0.00	0.00	0.00	28.75	28.75

Session Total	1	16	1271	35	149	14	4	3	1493	1497.80
Session Average	0.02	0.33	26.48	0.73	3.10	0.29	0.08	0.06	31.10	31.20

Kirkby
Classified Junction Count

Site 1 of 12
A506 Hall Lane
Cherryfield Drive
A506 Valley Road
Kirkby Row

Lat/Long
lat 53.482519° lon -2.892554°

Date
Thursday 20 October 2022

Weather
Sunny Intervals
Temp: 14°C

0700 - 1900 (Thursday 12H Session)

	Movement 1.14: Southbound from Kirkby Row to Cherryfield Drive								Original Data	
TIME	P/CYCLE	M/CYCLE	CAR	TAXI	LGV	OGV1	OGV2	BUS/COACH	TOTAL	PCU TOTAL
0700 - 0715	1	0	7	0	0	0	0	1	9	9.20
0715 - 0730	0	0	14	0	3	0	0	5	22	27.00
0730 - 0745	0	0	28	0	2	1	0	3	34	37.50
0745 - 0800	0	0	35	0	10	0	0	5	50	55.00
Hourly Total	1	0	84	0	15	1	0	14	115	128.70
Hourly Average	0.25	0.00	21.00	0.00	3.75	0.25	0.00	3.50	28.75	32.18
0800 - 0815	0	0	37	0	6	0	0	2	45	47.00
0815 - 0830	0	0	46	0	4	0	0	2	52	54.00
0830 - 0845	0	0	38	0	1	0	0	4	43	47.00
0845 - 0900	0	0	63	0	5	1	0	4	73	77.50
Hourly Total	0	0	184	0	16	1	0	12	213	225.50
Hourly Average	0.00	0.00	46.00	0.00	4.00	0.25	0.00	3.00	53.25	56.38
0900 - 0915	0	0	47	0	2	1	0	2	52	54.50
0915 - 0930	0	0	42	0	4	0	0	5	51	56.00
0930 - 0945	1	0	26	0	2	2	0	3	34	37.20
0945 - 1000	0	0	36	0	1	1	1	5	44	50.80
Hourly Total	1	0	151	0	9	4	1	15	181	198.50
Hourly Average	0.25	0.00	37.75	0.00	2.25	1.00	0.25	3.75	45.25	49.63
1000 - 1015	0	0	25	2	4	0	0	2	33	35.00
1015 - 1030	0	0	24	2	3	0	0	5	34	39.00
1030 - 1045	0	0	25	2	1	0	1	4	33	38.30
1045 - 1100	0	0	16	0	0	0	0	4	20	24.00
Hourly Total	0	0	90	6	8	0	1	15	120	136.30
Hourly Average	0.00	0.00	22.50	1.50	2.00	0.00	0.25	3.75	30.00	34.08
1100 - 1115	0	0	25	1	1	0	1	3	31	35.30
1115 - 1130	0	0	25	2	3	0	0	3	33	36.00
1130 - 1145	0	0	25	1	0	0	0	5	31	36.00
1145 - 1200	0	0	28	0	4	0	0	5	37	42.00
Hourly Total	0	0	103	4	8	0	1	16	132	149.30
Hourly Average	0.00	0.00	25.75	1.00	2.00	0.00	0.25	4.00	33.00	37.33
1200 - 1215	0	0	32	0	2	0	0	2	36	38.00
1215 - 1230	0	0	25	0	5	0	1	4	35	40.30
1230 - 1245	0	0	23	2	2	0	0	2	29	31.00
1245 - 1300	0	0	22	0	1	0	0	6	29	35.00
Hourly Total	0	0	102	2	10	0	1	14	129	144.30
Hourly Average	0.00	0.00	25.50	0.50	2.50	0.00	0.25	3.50	32.25	36.08
1300 - 1315	0	0	23	0	4	0	0	2	29	31.00
1315 - 1330	0	0	21	0	1	0	0	5	27	32.00
1330 - 1345	0	0	28	0	0	0	0	0	28	28.00
1345 - 1400	1	0	21	0	4	0	1	3	30	33.50
Hourly Total	1	0	93	0	9	0	1	10	114	124.50
Hourly Average	0.25	0.00	23.25	0.00	2.25	0.00	0.25	2.50	28.50	31.13
1400 - 1415	0	0	21	0	1	0	1	4	27	32.30
1415 - 1430	0	0	21	0	2	0	0	4	27	31.00
1430 - 1445	0	0	24	0	3	0	1	2	30	33.30
1445 - 1500	0	0	35	4	2	0	0	4	45	49.00
Hourly Total	0	0	101	4	8	0	2	14	129	145.60
Hourly Average	0.00	0.00	25.25	1.00	2.00	0.00	0.50	3.50	32.25	36.40
1500 - 1515	0	0	27	0	3	0	0	4	34	38.00
1515 - 1530	0	0	41	0	3	0	0	3	47	50.00
1530 - 1545	0	0	47	0	2	0	0	4	53	57.00
1545 - 1600	0	0	31	0	1	0	2	7	41	50.60
Hourly Total	0	0	146	0	9	0	2	18	175	195.60
Hourly Average	0.00	0.00	36.50	0.00	2.25	0.00	0.50	4.50	43.75	48.90
1600 - 1615	0	0	30	0	5	0	1	3	39	43.30
1615 - 1630	0	0	37	0	7	0	0	2	46	48.00
1630 - 1645	0	0	29	0	3	0	0	3	35	38.00
1645 - 1700	0	0	38	0	4	0	0	5	47	52.00
Hourly Total	0	0	134	0	19	0	1	13	167	181.30
Hourly Average	0.00	0.00	33.50	0.00	4.75	0.00	0.25	3.25	41.75	45.33
1700 - 1715	0	0	28	1	0	0	0	2	31	33.00
1715 - 1730	0	0	27	1	3	1	0	4	36	40.50
1730 - 1745	1	0	21	0	3	0	0	5	30	34.20
1745 - 1800	0	0	35	0	2	0	0	2	39	41.00
Hourly Total	1	0	111	2	8	1	0	13	136	148.70
Hourly Average	0.25	0.00	27.75	0.50	2.00	0.25	0.00	3.25	34.00	37.18
1800 - 1815	0	0	20	0	3	0	0	5	28	33.00
1815 - 1830	0	0	19	1	1	0	0	2	23	25.00
1830 - 1845	0	0	32	0	2	0	0	4	38	42.00
1845 - 1900	1	0	27	0	2	0	0	4	34	37.20
Hourly Total	1	0	98	1	8	0	0	15	123	137.20
Hourly Average	0.25	0.00	24.50	0.25	2.00	0.00	0.00	3.75	30.75	34.30

Session Total	5	0	1397	19	127	7	10	169	1734	1915.50
Session Average	0.10	0.00	29.10	0.40	2.65	0.15	0.21	3.52	36.13	39.91

Kirkby
Classified Junction Count

Site 1 of 12
A506 Hall Lane
Cherryfield Drive
A506 Valley Road
Kirkby Row

Lat/Long
lat 53.482519° lon -2.892554°

Date
Thursday 20 October 2022

Weather
Sunny Intervals
Temp: 14°C

0700 - 1900 (Thursday 12H Session)

	Movement 1.15: Right from Kirkby Row to A506 Valley Road								Original Data	
TIME	P/CYCLE	M/CYCLE	CAR	TAXI	LGV	OGV1	OGV2	BUS/COACH	TOTAL	PCU TOTAL
0700 - 0715	0	0	23	0	5	0	0	0	28	28.00
0715 - 0730	0	0	34	0	7	1	0	0	42	42.50
0730 - 0745	0	0	51	0	5	0	0	0	56	56.00
0745 - 0800	0	0	56	0	4	0	1	1	62	64.30
Hourly Total	0	0	164	0	21	1	1	1	188	190.80
Hourly Average	0.00	0.00	41.00	0.00	5.25	0.25	0.25	0.25	47.00	47.70
0800 - 0815	0	0	53	0	4	1	0	0	58	58.50
0815 - 0830	0	0	53	0	5	0	0	0	58	58.00
0830 - 0845	0	0	35	0	5	0	0	0	40	40.00
0845 - 0900	0	0	41	0	1	0	0	0	42	42.00
Hourly Total	0	0	182	0	15	1	0	0	198	198.50
Hourly Average	0.00	0.00	45.50	0.00	3.75	0.25	0.00	0.00	49.50	49.63
0900 - 0915	0	0	31	0	6	1	0	0	38	38.50
0915 - 0930	0	0	10	0	2	0	0	0	12	12.00
0930 - 0945	0	0	15	0	2	0	1	0	18	19.30
0945 - 1000	0	0	13	0	4	1	1	0	19	20.80
Hourly Total	0	0	69	0	14	2	2	0	87	90.60
Hourly Average	0.00	0.00	17.25	0.00	3.50	0.50	0.50	0.00	21.75	22.65
1000 - 1015	0	0	12	0	2	1	0	0	15	15.50
1015 - 1030	0	0	12	0	0	0	0	0	12	12.00
1030 - 1045	0	0	16	0	6	0	1	0	23	24.30
1045 - 1100	0	0	8	0	2	0	1	0	11	12.30
Hourly Total	0	0	48	0	10	1	2	0	61	64.10
Hourly Average	0.00	0.00	12.00	0.00	2.50	0.25	0.50	0.00	15.25	16.03
1100 - 1115	0	0	12	0	1	0	0	0	13	13.00
1115 - 1130	0	0	11	0	1	0	1	0	13	14.30
1130 - 1145	0	0	14	0	1	0	0	0	15	15.00
1145 - 1200	0	0	13	0	2	1	1	0	17	18.80
Hourly Total	0	0	50	0	5	1	2	0	58	61.10
Hourly Average	0.00	0.00	12.50	0.00	1.25	0.25	0.50	0.00	14.50	15.28
1200 - 1215	0	0	21	0	0	0	0	0	21	21.00
1215 - 1230	0	0	14	0	3	0	0	0	17	17.00
1230 - 1245	0	0	9	0	1	0	0	0	10	10.00
1245 - 1300	0	0	18	0	10	0	0	0	28	28.00
Hourly Total	0	0	62	0	14	0	0	0	76	76.00
Hourly Average	0.00	0.00	15.50	0.00	3.50	0.00	0.00	0.00	19.00	19.00
1300 - 1315	0	0	13	0	1	0	0	0	14	14.00
1315 - 1330	0	0	11	0	4	0	2	0	17	19.60
1330 - 1345	0	0	14	0	1	0	0	0	15	15.00
1345 - 1400	0	0	12	0	2	0	0	0	14	14.00
Hourly Total	0	0	50	0	8	0	2	0	60	62.60
Hourly Average	0.00	0.00	12.50	0.00	2.00	0.00	0.50	0.00	15.00	15.65
1400 - 1415	0	0	11	0	2	1	0	0	14	14.50
1415 - 1430	0	0	23	0	1	0	1	0	25	26.30
1430 - 1445	0	0	19	0	2	0	0	0	21	21.00
1445 - 1500	0	0	18	1	4	0	0	0	23	23.00
Hourly Total	0	0	71	1	9	1	1	0	83	84.80
Hourly Average	0.00	0.00	17.75	0.25	2.25	0.25	0.25	0.00	20.75	21.20
1500 - 1515	0	1	12	0	2	0	0	0	15	14.40
1515 - 1530	0	0	22	0	3	1	0	0	26	26.50
1530 - 1545	0	0	23	0	1	0	1	0	25	26.30
1545 - 1600	0	0	18	0	4	0	0	0	22	22.00
Hourly Total	0	1	75	0	10	1	1	0	88	89.20
Hourly Average	0.00	0.25	18.75	0.00	2.50	0.25	0.25	0.00	22.00	22.30
1600 - 1615	0	0	16	0	3	0	0	0	19	19.00
1615 - 1630	0	0	22	0	2	0	0	0	24	24.00
1630 - 1645	0	0	19	0	1	0	0	0	20	20.00
1645 - 1700	0	0	16	0	4	0	0	0	20	20.00
Hourly Total	0	0	73	0	10	0	0	0	83	83.00
Hourly Average	0.00	0.00	18.25	0.00	2.50	0.00	0.00	0.00	20.75	20.75
1700 - 1715	0	0	28	0	4	0	0	0	32	32.00
1715 - 1730	0	0	23	0	3	2	0	0	28	29.00
1730 - 1745	0	0	26	0	2	0	0	0	28	28.00
1745 - 1800	0	0	13	0	0	0	0	0	13	13.00
Hourly Total	0	0	90	0	9	2	0	0	101	102.00
Hourly Average	0.00	0.00	22.50	0.00	2.25	0.50	0.00	0.00	25.25	25.50
1800 - 1815	0	0	23	0	3	0	0	0	26	26.00
1815 - 1830	0	0	19	0	3	1	0	0	23	23.50
1830 - 1845	0	0	14	0	3	0	0	0	17	17.00
1845 - 1900	0	1	15	0	0	0	0	0	16	15.40
Hourly Total	0	1	71	0	9	1	0	0	82	81.90
Hourly Average	0.00	0.25	17.75	0.00	2.25	0.25	0.00	0.00	20.50	20.48

Session Total	0	2	1005	1	134	11	11	1	1165	1184.60
Session Average	0.00	0.04	20.94	0.02	2.79	0.23	0.23	0.02	24.27	24.68

Kirkby
Classified Junction Count

Site 1 of 12
A506 Hall Lane
Cherryfield Drive
A506 Valley Road
Kirkby Row

Lat/Long
lat 53.482519° lon -2.892554°

Date
Thursday 20 October 2022

Weather
Sunny Intervals
Temp: 14°C

0700 - 1900 (Thursday 12H Session)

	Movement 1.16: U-Turn from Kirkby Row to Kirkby Row								Original Data	
TIME	P/CYCLE	M/CYCLE	CAR	TAXI	LGV	OGV1	OGV2	BUS/COACH	TOTAL	PCU TOTAL
0700 - 0715	0	0	0	0	0	0	0	0	0	0.00
0715 - 0730	0	0	0	0	0	0	0	0	0	0.00
0730 - 0745	0	0	0	0	0	0	0	0	0	0.00
0745 - 0800	0	0	0	0	0	0	0	0	0	0.00
Hourly Total	0	0	0	0	0	0	0	0	0	0.00
Hourly Average	0.00	0.00	0.00	0.00	0.00	0.00	0.00	0.00	0.00	0.00
0800 - 0815	0	0	0	0	0	0	0	0	0	0.00
0815 - 0830	0	0	0	0	0	0	0	0	0	0.00
0830 - 0845	0	0	0	0	0	0	0	0	0	0.00
0845 - 0900	0	0	0	0	0	0	0	0	0	0.00
Hourly Total	0	0	0	0	0	0	0	0	0	0.00
Hourly Average	0.00	0.00	0.00	0.00	0.00	0.00	0.00	0.00	0.00	0.00
0900 - 0915	0	0	0	0	0	0	0	0	0	0.00
0915 - 0930	0	0	0	0	0	0	0	0	0	0.00
0930 - 0945	0	0	0	0	0	0	0	0	0	0.00
0945 - 1000	0	0	0	0	0	0	0	0	0	0.00
Hourly Total	0	0	0	0	0	0	0	0	0	0.00
Hourly Average	0.00	0.00	0.00	0.00	0.00	0.00	0.00	0.00	0.00	0.00
1000 - 1015	0	0	0	0	0	0	0	0	0	0.00
1015 - 1030	0	0	0	0	0	0	0	0	0	0.00
1030 - 1045	0	0	0	0	0	0	0	0	0	0.00
1045 - 1100	0	0	0	0	0	0	0	0	0	0.00
Hourly Total	0	0	0	0	0	0	0	0	0	0.00
Hourly Average	0.00	0.00	0.00	0.00	0.00	0.00	0.00	0.00	0.00	0.00
1100 - 1115	0	0	0	0	0	0	0	0	0	0.00
1115 - 1130	0	0	0	0	0	0	0	0	0	0.00
1130 - 1145	0	0	0	0	0	0	0	0	0	0.00
1145 - 1200	0	0	0	0	0	0	0	0	0	0.00
Hourly Total	0	0	0	0	0	0	0	0	0	0.00
Hourly Average	0.00	0.00	0.00	0.00	0.00	0.00	0.00	0.00	0.00	0.00
1200 - 1215	0	0	0	0	0	0	0	0	0	0.00
1215 - 1230	0	0	0	0	0	0	0	0	0	0.00
1230 - 1245	0	0	0	0	0	0	0	0	0	0.00
1245 - 1300	0	0	0	0	1	0	0	0	1	1.00
Hourly Total	0	0	0	0	1	0	0	0	1	1.00
Hourly Average	0.00	0.00	0.00	0.00	0.25	0.00	0.00	0.00	0.25	0.25
1300 - 1315	0	0	0	0	0	0	0	0	0	0.00
1315 - 1330	0	0	0	0	0	0	0	0	0	0.00
1330 - 1345	0	0	0	0	0	0	0	0	0	0.00
1345 - 1400	0	0	0	0	0	0	0	0	0	0.00
Hourly Total	0	0	0	0	0	0	0	0	0	0.00
Hourly Average	0.00	0.00	0.00	0.00	0.00	0.00	0.00	0.00	0.00	0.00
1400 - 1415	0	0	0	0	0	0	0	0	0	0.00
1415 - 1430	0	0	0	0	0	0	0	0	0	0.00
1430 - 1445	0	0	0	0	0	0	0	0	0	0.00
1445 - 1500	0	0	0	0	0	0	0	0	0	0.00
Hourly Total	0	0	0	0	0	0	0	0	0	0.00
Hourly Average	0.00	0.00	0.00	0.00	0.00	0.00	0.00	0.00	0.00	0.00
1500 - 1515	0	0	0	0	0	0	0	0	0	0.00
1515 - 1530	0	0	0	0	0	0	0	0	0	0.00
1530 - 1545	0	0	1	0	0	0	0	0	1	1.00
1545 - 1600	0	0	0	0	0	0	0	0	0	0.00
Hourly Total	0	0	1	0	0	0	0	0	1	1.00
Hourly Average	0.00	0.00	0.25	0.00	0.00	0.00	0.00	0.00	0.25	0.25
1600 - 1615	0	0	0	0	0	0	0	0	0	0.00
1615 - 1630	0	0	0	0	0	0	0	0	0	0.00
1630 - 1645	0	0	0	0	0	0	0	0	0	0.00
1645 - 1700	0	0	1	0	0	0	0	0	1	1.00
Hourly Total	0	0	1	0	0	0	0	0	1	1.00
Hourly Average	0.00	0.00	0.25	0.00	0.00	0.00	0.00	0.00	0.25	0.25
1700 - 1715	0	0	1	0	0	0	0	0	1	1.00
1715 - 1730	0	0	0	0	0	0	0	0	0	0.00
1730 - 1745	0	0	0	0	0	0	0	0	0	0.00
1745 - 1800	0	0	0	0	0	0	0	0	0	0.00
Hourly Total	0	0	1	0	0	0	0	0	1	1.00
Hourly Average	0.00	0.00	0.25	0.00	0.00	0.00	0.00	0.00	0.25	0.25
1800 - 1815	0	0	0	0	0	0	0	0	0	0.00
1815 - 1830	0	0	0	0	0	0	0	0	0	0.00
1830 - 1845	0	0	0	0	0	0	0	0	0	0.00
1845 - 1900	0	0	0	0	0	0	0	0	0	0.00
Hourly Total	0	0	0	0	0	0	0	0	0	0.00
Hourly Average	0.00	0.00	0.00	0.00	0.00	0.00	0.00	0.00	0.00	0.00

Session Total	0	0	3	0	1	0	0	0	4	4.00
Session Average	0.00	0.00	0.06	0.00	0.02	0.00	0.00	0.00	0.08	0.08

Kirkby
Classified Junction Count

Site 2 of 12
A506 Valley Road (North)
Bewley Drive
A506 Valley Road (South)
B5192 Whitefield Drive

Lat/Long
lat 53.476395° lon -2.895749°

Date
Thursday 20 October 2022

Weather
Sunny Intervals
Temp: 14°C

0700 - 1900 (Thursday 12H Session)

	Movement 2.1: Left from A506 Valley Road (North) to Bewley Drive								Original Data	
TIME	P/CYCLE	M/CYCLE	CAR	TAXI	LGV	OGV1	OGV2	BUS/COACH	TOTAL	PCU TOTAL
0700 - 0715	0	0	5	0	0	0	0	0	5	5.00
0715 - 0730	0	0	7	0	1	0	0	0	8	8.00
0730 - 0745	0	0	19	0	0	0	1	0	20	21.30
0745 - 0800	0	0	15	0	1	0	0	1	17	18.00
Hourly Total	0	0	46	0	2	0	1	1	50	52.30
Hourly Average	0.00	0.00	11.50	0.00	0.50	0.00	0.25	0.25	12.50	13.08
0800 - 0815	0	0	17	1	0	0	0	0	18	18.00
0815 - 0830	0	0	30	0	1	0	1	1	33	35.30
0830 - 0845	0	0	23	0	4	0	1	0	28	29.30
0845 - 0900	0	0	12	0	0	0	0	0	12	12.00
Hourly Total	0	0	82	1	5	0	2	1	91	94.60
Hourly Average	0.00	0.00	20.50	0.25	1.25	0.00	0.50	0.25	22.75	23.65
0900 - 0915	0	0	15	0	1	0	0	0	16	16.00
0915 - 0930	0	0	7	0	1	0	0	0	8	8.00
0930 - 0945	0	0	2	0	1	1	0	0	4	4.50
0945 - 1000	0	0	3	0	1	1	0	0	5	5.50
Hourly Total	0	0	27	0	4	2	0	0	33	34.00
Hourly Average	0.00	0.00	6.75	0.00	1.00	0.50	0.00	0.00	8.25	8.50
1000 - 1015	0	0	2	2	1	0	0	0	5	5.00
1015 - 1030	0	0	4	0	0	0	0	0	4	4.00
1030 - 1045	0	0	10	1	3	1	0	0	15	15.50
1045 - 1100	0	0	8	0	0	0	0	0	8	8.00
Hourly Total	0	0	24	3	4	1	0	0	32	32.50
Hourly Average	0.00	0.00	6.00	0.75	1.00	0.25	0.00	0.00	8.00	8.13
1100 - 1115	0	0	9	1	0	0	1	0	11	12.30
1115 - 1130	0	0	7	1	2	0	0	0	10	10.00
1130 - 1145	0	0	4	0	0	0	0	0	4	4.00
1145 - 1200	0	0	5	1	1	0	0	0	7	7.00
Hourly Total	0	0	25	3	3	0	1	0	32	33.30
Hourly Average	0.00	0.00	6.25	0.75	0.75	0.00	0.25	0.00	8.00	8.33
1200 - 1215	0	0	5	0	1	0	0	0	6	6.00
1215 - 1230	0	0	3	0	1	0	0	0	4	4.00
1230 - 1245	0	0	8	1	2	0	0	0	11	11.00
1245 - 1300	0	0	11	0	1	0	0	0	12	12.00
Hourly Total	0	0	27	1	5	0	0	0	33	33.00
Hourly Average	0.00	0.00	6.75	0.25	1.25	0.00	0.00	0.00	8.25	8.25
1300 - 1315	0	0	7	1	1	0	1	0	10	11.30
1315 - 1330	0	0	3	0	1	1	0	0	5	5.50
1330 - 1345	0	0	7	1	1	0	0	0	9	9.00
1345 - 1400	0	0	4	0	0	0	0	0	4	4.00
Hourly Total	0	0	21	2	3	1	1	0	28	29.80
Hourly Average	0.00	0.00	5.25	0.50	0.75	0.25	0.25	0.00	7.00	7.45
1400 - 1415	0	0	9	0	1	0	0	0	10	10.00
1415 - 1430	0	0	6	0	0	0	0	0	6	6.00
1430 - 1445	0	0	11	1	2	0	1	0	15	16.30
1445 - 1500	0	0	3	0	1	0	0	0	4	4.00
Hourly Total	0	0	29	1	4	0	1	0	35	36.30
Hourly Average	0.00	0.00	7.25	0.25	1.00	0.00	0.25	0.00	8.75	9.08
1500 - 1515	0	1	13	0	2	0	0	1	17	17.40
1515 - 1530	0	0	10	0	1	0	0	0	11	11.00
1530 - 1545	0	0	13	1	2	0	0	0	16	16.00
1545 - 1600	0	0	19	1	2	0	0	0	22	22.00
Hourly Total	0	1	55	2	7	0	0	1	66	66.40
Hourly Average	0.00	0.25	13.75	0.50	1.75	0.00	0.00	0.25	16.50	16.60
1600 - 1615	0	0	17	1	1	0	0	0	19	19.00
1615 - 1630	0	0	16	0	4	0	0	0	20	20.00
1630 - 1645	0	0	6	0	0	1	0	0	7	7.50
1645 - 1700	0	0	13	0	1	0	0	0	14	14.00
Hourly Total	0	0	52	1	6	1	0	0	60	60.50
Hourly Average	0.00	0.00	13.00	0.25	1.50	0.25	0.00	0.00	15.00	15.13
1700 - 1715	0	0	8	0	1	0	0	0	9	9.00
1715 - 1730	0	0	11	0	1	0	0	0	12	12.00
1730 - 1745	0	0	8	0	0	0	0	0	8	8.00
1745 - 1800	0	1	10	0	1	0	0	0	12	11.40
Hourly Total	0	1	37	0	3	0	0	0	41	40.40
Hourly Average	0.00	0.25	9.25	0.00	0.75	0.00	0.00	0.00	10.25	10.10
1800 - 1815	0	0	17	1	1	0	0	0	19	19.00
1815 - 1830	0	0	8	1	0	0	0	0	9	9.00
1830 - 1845	0	0	9	0	0	0	0	0	9	9.00
1845 - 1900	0	1	9	0	1	0	0	0	11	10.40
Hourly Total	0	1	43	2	2	0	0	0	48	47.40
Hourly Average	0.00	0.25	10.75	0.50	0.50	0.00	0.00	0.00	12.00	11.85

Session Total	0	3	468	16	48	5	6	3	549	560.50
Session Average	0.00	0.06	9.75	0.33	1.00	0.10	0.13	0.06	11.44	11.68

Kirkby
Classified Junction Count

Site 2 of 12
A506 Valley Road (North)
Bewley Drive
A506 Valley Road (South)
B5192 Whitefield Drive

Lat/Long
lat 53.476395° lon -2.895749°

Date
Thursday 20 October 2022

Weather
Sunny Intervals
Temp: 14°C

0700 - 1900 (Thursday 12H Session)

	Movement 2.2: Westbound from A506 Valley Road (North) to A506 Valley Road (South)								Original Data	
TIME	P/CYCLE	M/CYCLE	CAR	TAXI	LGV	OGV1	OGV2	BUS/COACH	TOTAL	PCU TOTAL
0700 - 0715	0	0	122	1	27	1	0	1	152	153.50
0715 - 0730	0	1	159	1	29	1	3	0	194	197.80
0730 - 0745	0	0	193	0	51	2	3	0	249	253.90
0745 - 0800	0	0	204	1	34	4	1	0	244	247.30
Hourly Total	0	1	678	3	141	8	7	1	839	852.50
Hourly Average	0.00	0.25	169.50	0.75	35.25	2.00	1.75	0.25	209.75	213.13
0800 - 0815	0	0	190	2	31	2	0	2	227	230.00
0815 - 0830	0	0	172	4	28	3	3	0	210	215.40
0830 - 0845	0	0	149	2	16	2	2	1	172	176.60
0845 - 0900	0	0	161	2	14	3	2	0	182	186.10
Hourly Total	0	0	672	10	89	10	7	3	791	808.10
Hourly Average	0.00	0.00	168.00	2.50	22.25	2.50	1.75	0.75	197.75	202.03
0900 - 0915	0	1	122	1	25	3	0	0	152	152.90
0915 - 0930	0	2	97	0	19	4	4	0	126	132.00
0930 - 0945	0	0	98	1	12	4	0	0	115	117.00
0945 - 1000	0	0	83	1	13	1	4	0	102	107.70
Hourly Total	0	3	400	3	69	12	8	0	495	509.60
Hourly Average	0.00	0.75	100.00	0.75	17.25	3.00	2.00	0.00	123.75	127.40
1000 - 1015	0	0	90	0	14	6	3	0	113	119.90
1015 - 1030	0	0	75	1	9	3	3	0	91	96.40
1030 - 1045	0	0	103	1	17	3	3	0	127	132.40
1045 - 1100	0	0	90	3	15	0	3	0	111	114.90
Hourly Total	0	0	358	5	55	12	12	0	442	463.60
Hourly Average	0.00	0.00	89.50	1.25	13.75	3.00	3.00	0.00	110.50	115.90
1100 - 1115	0	1	87	4	12	4	0	0	108	109.40
1115 - 1130	0	0	92	2	9	1	2	0	106	109.10
1130 - 1145	0	0	98	1	11	5	2	0	117	122.10
1145 - 1200	0	0	95	2	12	2	2	0	113	116.60
Hourly Total	0	1	372	9	44	12	6	0	444	457.20
Hourly Average	0.00	0.25	93.00	2.25	11.00	3.00	1.50	0.00	111.00	114.30
1200 - 1215	0	0	121	3	14	1	3	1	143	148.40
1215 - 1230	0	0	97	2	17	1	1	0	118	119.80
1230 - 1245	1	0	100	1	13	1	0	0	116	115.70
1245 - 1300	0	0	94	0	28	0	1	0	123	124.30
Hourly Total	1	0	412	6	72	3	5	1	500	508.20
Hourly Average	0.25	0.00	103.00	1.50	18.00	0.75	1.25	0.25	125.00	127.05
1300 - 1315	0	0	94	1	13	2	3	0	113	117.90
1315 - 1330	0	0	88	2	17	0	3	0	110	113.90
1330 - 1345	0	0	105	0	24	1	0	0	130	130.50
1345 - 1400	0	0	114	2	17	4	2	0	139	143.60
Hourly Total	0	0	401	5	71	7	8	0	492	505.90
Hourly Average	0.00	0.00	100.25	1.25	17.75	1.75	2.00	0.00	123.00	126.48
1400 - 1415	0	0	102	2	19	3	0	0	126	127.50
1415 - 1430	0	0	127	1	20	1	1	0	150	151.80
1430 - 1445	0	0	107	0	14	6	4	0	131	139.20
1445 - 1500	0	0	103	3	22	0	0	0	128	128.00
Hourly Total	0	0	439	6	75	10	5	0	535	546.50
Hourly Average	0.00	0.00	109.75	1.50	18.75	2.50	1.25	0.00	133.75	136.63
1500 - 1515	0	0	98	3	14	2	2	1	120	124.60
1515 - 1530	0	0	122	3	19	2	2	0	148	151.60
1530 - 1545	0	0	143	1	18	2	2	1	167	171.60
1545 - 1600	0	0	115	2	21	3	1	0	142	144.80
Hourly Total	0	0	478	9	72	9	7	2	577	592.60
Hourly Average	0.00	0.00	119.50	2.25	18.00	2.25	1.75	0.50	144.25	148.15
1600 - 1615	0	0	137	1	17	0	0	2	157	159.00
1615 - 1630	0	0	108	0	20	3	1	0	132	134.80
1630 - 1645	0	1	167	3	17	2	0	0	190	190.40
1645 - 1700	0	0	130	1	17	0	0	0	148	148.00
Hourly Total	0	1	542	5	71	5	1	2	627	632.20
Hourly Average	0.00	0.25	135.50	1.25	17.75	1.25	0.25	0.50	156.75	158.05
1700 - 1715	0	2	166	2	20	1	0	1	192	192.30
1715 - 1730	0	0	142	2	16	2	1	0	163	165.30
1730 - 1745	0	1	125	2	13	1	0	0	142	141.90
1745 - 1800	0	0	117	2	13	0	0	1	133	134.00
Hourly Total	0	3	550	8	62	4	1	2	630	633.50
Hourly Average	0.00	0.75	137.50	2.00	15.50	1.00	0.25	0.50	157.50	158.38
1800 - 1815	0	0	110	1	9	0	0	0	120	120.00
1815 - 1830	0	1	109	1	10	1	0	0	122	121.90
1830 - 1845	0	0	93	1	8	0	0	1	103	104.00
1845 - 1900	0	0	82	1	9	0	0	0	92	92.00
Hourly Total	0	1	394	4	36	1	0	1	437	437.90
Hourly Average	0.00	0.25	98.50	1.00	9.00	0.25	0.00	0.25	109.25	109.48

Session Total	1	10	5696	73	857	93	67	12	6809	6947.80
Session Average	0.02	0.21	118.67	1.52	17.85	1.94	1.40	0.25	141.85	144.75

Kirkby
Classified Junction Count

Site 2 of 12
A506 Valley Road (North)
Bewley Drive
A506 Valley Road (South)
B5192 Whitefield Drive

Lat/Long
lat 53.476395° lon -2.895749°

Date
Thursday 20 October 2022

Weather
Sunny Intervals
Temp: 14°C

0700 - 1900 (Thursday 12H Session)

	Movement 2.3: Right from A506 Valley Road (North) to B5192 Whitefield Drive								Original Data	
TIME	P/CYCLE	M/CYCLE	CAR	TAXI	LGV	OGV1	OGV2	BUS/COACH	TOTAL	PCU TOTAL
0700 - 0715	0	0	5	0	0	0	0	0	5	5.00
0715 - 0730	0	0	4	0	2	2	0	0	8	9.00
0730 - 0745	0	0	5	0	0	0	0	0	5	5.00
0745 - 0800	0	0	8	0	0	0	0	0	8	8.00
Hourly Total	0	0	22	0	2	2	0	0	26	27.00
Hourly Average	0.00	0.00	5.50	0.00	0.50	0.50	0.00	0.00	6.50	6.75
0800 - 0815	0	0	5	0	0	0	0	0	5	5.00
0815 - 0830	0	0	4	0	1	1	0	0	6	6.50
0830 - 0845	0	0	3	0	0	0	0	0	3	3.00
0845 - 0900	0	0	5	0	1	0	0	0	6	6.00
Hourly Total	0	0	17	0	2	1	0	0	20	20.50
Hourly Average	0.00	0.00	4.25	0.00	0.50	0.25	0.00	0.00	5.00	5.13
0900 - 0915	0	0	5	0	0	0	0	0	5	5.00
0915 - 0930	0	0	5	1	0	0	0	0	6	6.00
0930 - 0945	0	0	1	0	1	0	0	0	2	2.00
0945 - 1000	0	0	4	0	2	0	0	0	6	6.00
Hourly Total	0	0	15	1	3	0	0	0	19	19.00
Hourly Average	0.00	0.00	3.75	0.25	0.75	0.00	0.00	0.00	4.75	4.75
1000 - 1015	0	0	1	0	0	0	0	0	1	1.00
1015 - 1030	0	0	7	0	0	0	0	0	7	7.00
1030 - 1045	0	0	5	0	1	0	0	0	6	6.00
1045 - 1100	0	0	4	0	1	0	0	0	5	5.00
Hourly Total	0	0	17	0	2	0	0	0	19	19.00
Hourly Average	0.00	0.00	4.25	0.00	0.50	0.00	0.00	0.00	4.75	4.75
1100 - 1115	0	0	3	0	0	0	0	0	3	3.00
1115 - 1130	0	0	2	0	0	0	0	0	2	2.00
1130 - 1145	0	0	2	1	1	0	0	0	4	4.00
1145 - 1200	0	0	4	0	1	0	0	0	5	5.00
Hourly Total	0	0	11	1	2	0	0	0	14	14.00
Hourly Average	0.00	0.00	2.75	0.25	0.50	0.00	0.00	0.00	3.50	3.50
1200 - 1215	0	0	8	0	0	0	0	0	8	8.00
1215 - 1230	0	0	5	0	2	0	0	0	7	7.00
1230 - 1245	0	0	12	0	1	0	1	0	14	15.30
1245 - 1300	0	0	10	1	0	0	0	0	11	11.00
Hourly Total	0	0	35	1	3	0	1	0	40	41.30
Hourly Average	0.00	0.00	8.75	0.25	0.75	0.00	0.25	0.00	10.00	10.33
1300 - 1315	0	0	8	0	0	0	0	0	8	8.00
1315 - 1330	0	0	7	0	0	1	0	0	8	8.50
1330 - 1345	0	0	8	0	1	0	0	0	9	9.00
1345 - 1400	0	0	4	0	1	0	0	0	5	5.00
Hourly Total	0	0	27	0	2	1	0	0	30	30.50
Hourly Average	0.00	0.00	6.75	0.00	0.50	0.25	0.00	0.00	7.50	7.63
1400 - 1415	0	0	6	0	0	0	0	0	6	6.00
1415 - 1430	0	0	4	0	0	0	0	0	4	4.00
1430 - 1445	0	0	7	0	1	0	0	0	8	8.00
1445 - 1500	0	0	10	0	2	0	0	0	12	12.00
Hourly Total	0	0	27	0	3	0	0	0	30	30.00
Hourly Average	0.00	0.00	6.75	0.00	0.75	0.00	0.00	0.00	7.50	7.50
1500 - 1515	0	0	5	0	3	0	0	0	8	8.00
1515 - 1530	0	0	10	1	0	0	0	0	11	11.00
1530 - 1545	0	0	10	0	0	0	0	0	10	10.00
1545 - 1600	0	0	6	0	0	0	0	0	6	6.00
Hourly Total	0	0	31	1	3	0	0	0	35	35.00
Hourly Average	0.00	0.00	7.75	0.25	0.75	0.00	0.00	0.00	8.75	8.75
1600 - 1615	0	0	6	1	0	0	0	0	7	7.00
1615 - 1630	0	0	6	1	2	0	0	0	9	9.00
1630 - 1645	0	0	2	1	0	0	0	0	3	3.00
1645 - 1700	0	0	6	0	0	0	0	0	6	6.00
Hourly Total	0	0	20	3	2	0	0	0	25	25.00
Hourly Average	0.00	0.00	5.00	0.75	0.50	0.00	0.00	0.00	6.25	6.25
1700 - 1715	0	0	6	0	1	0	0	0	7	7.00
1715 - 1730	0	0	9	0	1	0	0	0	10	10.00
1730 - 1745	0	2	3	0	1	0	0	0	6	4.80
1745 - 1800	0	0	7	0	0	0	0	0	7	7.00
Hourly Total	0	2	25	0	3	0	0	0	30	28.80
Hourly Average	0.00	0.50	6.25	0.00	0.75	0.00	0.00	0.00	7.50	7.20
1800 - 1815	0	0	9	0	0	0	0	0	9	9.00
1815 - 1830	0	0	7	0	1	0	0	0	8	8.00
1830 - 1845	0	0	6	0	0	0	0	0	6	6.00
1845 - 1900	0	0	1	0	0	0	0	0	1	1.00
Hourly Total	0	0	23	0	1	0	0	0	24	24.00
Hourly Average	0.00	0.00	5.75	0.00	0.25	0.00	0.00	0.00	6.00	6.00

Session Total	0	2	270	7	28	4	1	0	312	314.10
Session Average	0.00	0.04	5.63	0.15	0.58	0.08	0.02	0.00	6.50	6.54

Kirkby
Classified Junction Count

Site 2 of 12
A506 Valley Road (North)
Bewley Drive
A506 Valley Road (South)
B5192 Whitefield Drive

Lat/Long
lat 53.476395° lon -2.895749°

Date
Thursday 20 October 2022

Weather
Sunny Intervals
Temp: 14°C

0700 - 1900 (Thursday 12H Session)

	Movement 2.4: Left from Bewley Drive to A506 Valley Road (South)								Original Data	
TIME	P/CYCLE	M/CYCLE	CAR	TAXI	LGV	OGV1	OGV2	BUS/COACH	TOTAL	PCU TOTAL
0700 - 0715	0	0	22	0	9	0	0	0	31	31.00
0715 - 0730	0	1	42	0	10	0	0	0	53	52.40
0730 - 0745	0	0	46	0	11	0	0	0	57	57.00
0745 - 0800	0	0	55	0	9	0	0	1	65	66.00
Hourly Total	0	1	165	0	39	0	0	1	206	206.40
Hourly Average	0.00	0.25	41.25	0.00	9.75	0.00	0.00	0.25	51.50	51.60
0800 - 0815	0	0	66	2	5	0	0	1	74	75.00
0815 - 0830	0	0	46	1	13	0	0	0	60	60.00
0830 - 0845	0	0	60	1	11	1	0	0	73	73.50
0845 - 0900	0	1	42	2	8	0	0	2	55	56.40
Hourly Total	0	1	214	6	37	1	0	3	262	264.90
Hourly Average	0.00	0.25	53.50	1.50	9.25	0.25	0.00	0.75	65.50	66.23
0900 - 0915	0	0	37	0	11	1	1	0	50	51.80
0915 - 0930	0	0	34	0	3	0	0	0	37	37.00
0930 - 0945	0	0	31	0	2	1	0	0	34	34.50
0945 - 1000	0	0	20	0	5	0	0	0	25	25.00
Hourly Total	0	0	122	0	21	2	1	0	146	148.30
Hourly Average	0.00	0.00	30.50	0.00	5.25	0.50	0.25	0.00	36.50	37.08
1000 - 1015	0	0	20	1	3	1	0	0	25	25.50
1015 - 1030	0	0	26	0	2	2	0	0	30	31.00
1030 - 1045	0	0	28	0	3	1	0	0	32	32.50
1045 - 1100	0	0	29	0	1	0	0	0	30	30.00
Hourly Total	0	0	103	1	9	4	0	0	117	119.00
Hourly Average	0.00	0.00	25.75	0.25	2.25	1.00	0.00	0.00	29.25	29.75
1100 - 1115	0	0	29	0	3	2	0	0	34	35.00
1115 - 1130	0	0	24	1	9	0	0	0	34	34.00
1130 - 1145	0	0	33	0	4	0	0	0	37	37.00
1145 - 1200	0	0	22	2	4	1	0	0	29	29.50
Hourly Total	0	0	108	3	20	3	0	0	134	135.50
Hourly Average	0.00	0.00	27.00	0.75	5.00	0.75	0.00	0.00	33.50	33.88
1200 - 1215	0	0	43	0	2	0	0	0	45	45.00
1215 - 1230	0	0	31	0	4	0	1	0	36	37.30
1230 - 1245	0	0	29	0	4	0	0	0	33	33.00
1245 - 1300	0	0	30	0	4	0	0	0	34	34.00
Hourly Total	0	0	133	0	14	0	1	0	148	149.30
Hourly Average	0.00	0.00	33.25	0.00	3.50	0.00	0.25	0.00	37.00	37.33
1300 - 1315	0	0	39	1	4	0	0	0	44	44.00
1315 - 1330	0	0	32	0	4	1	0	0	37	37.50
1330 - 1345	0	0	29	1	0	2	0	0	32	33.00
1345 - 1400	0	0	25	2	1	0	0	0	28	28.00
Hourly Total	0	0	125	4	9	3	0	0	141	142.50
Hourly Average	0.00	0.00	31.25	1.00	2.25	0.75	0.00	0.00	35.25	35.63
1400 - 1415	0	0	51	1	5	0	1	0	58	59.30
1415 - 1430	0	0	32	0	2	1	0	0	35	35.50
1430 - 1445	0	0	54	1	7	2	0	0	64	65.00
1445 - 1500	0	0	42	2	3	1	0	0	48	48.50
Hourly Total	0	0	179	4	17	4	1	0	205	208.30
Hourly Average	0.00	0.00	44.75	1.00	4.25	1.00	0.25	0.00	51.25	52.08
1500 - 1515	0	0	31	0	7	0	0	0	38	38.00
1515 - 1530	0	0	58	5	5	1	0	3	72	75.50
1530 - 1545	0	0	62	2	8	0	1	0	73	74.30
1545 - 1600	0	0	67	0	4	0	0	0	71	71.00
Hourly Total	0	0	218	7	24	1	1	3	254	258.80
Hourly Average	0.00	0.00	54.50	1.75	6.00	0.25	0.25	0.75	63.50	64.70
1600 - 1615	0	0	69	0	9	0	0	0	78	78.00
1615 - 1630	0	0	67	2	11	0	0	0	80	80.00
1630 - 1645	0	0	84	1	6	1	0	0	92	92.50
1645 - 1700	0	0	47	0	10	0	0	0	57	57.00
Hourly Total	0	0	267	3	36	1	0	0	307	307.50
Hourly Average	0.00	0.00	66.75	0.75	9.00	0.25	0.00	0.00	76.75	76.88
1700 - 1715	0	0	61	1	8	0	0	0	70	70.00
1715 - 1730	0	0	71	0	5	0	0	0	76	76.00
1730 - 1745	0	0	40	0	4	0	0	1	45	46.00
1745 - 1800	0	0	47	0	6	0	0	0	53	53.00
Hourly Total	0	0	219	1	23	0	0	1	244	245.00
Hourly Average	0.00	0.00	54.75	0.25	5.75	0.00	0.00	0.25	61.00	61.25
1800 - 1815	0	0	32	0	1	0	0	0	33	33.00
1815 - 1830	0	0	48	0	0	0	0	0	48	48.00
1830 - 1845	0	0	41	0	3	0	0	0	44	44.00
1845 - 1900	0	0	40	0	1	0	0	0	41	41.00
Hourly Total	0	0	161	0	5	0	0	0	166	166.00
Hourly Average	0.00	0.00	40.25	0.00	1.25	0.00	0.00	0.00	41.50	41.50

Session Total	0	2	2014	29	254	19	4	8	2330	2351.50
Session Average	0.00	0.04	41.96	0.60	5.29	0.40	0.08	0.17	48.54	48.99

Kirkby
Classified Junction Count

Site 2 of 12
A506 Valley Road (North)
Bewley Drive
A506 Valley Road (South)
B5192 Whitefield Drive

Lat/Long
lat 53.476395° lon -2.895749°

Date
Thursday 20 October 2022

Weather
Sunny Intervals
Temp: 14°C

0700 - 1900 (Thursday 12H Session)

	Movement 2.5: Westbound from Bewley Drive to B5192 Whitefield Drive								Original Data	
TIME	P/CYCLE	M/CYCLE	CAR	TAXI	LGV	OGV1	OGV2	BUS/COACH	TOTAL	PCU TOTAL
0700 - 0715	0	0	2	0	1	0	0	0	3	3.00
0715 - 0730	0	0	5	0	2	0	0	0	7	7.00
0730 - 0745	0	0	6	0	1	0	0	0	7	7.00
0745 - 0800	0	0	20	0	1	0	0	1	22	23.00
Hourly Total	0	0	33	0	5	0	0	1	39	40.00
Hourly Average	0.00	0.00	8.25	0.00	1.25	0.00	0.00	0.25	9.75	10.00
0800 - 0815	0	0	17	0	0	0	0	0	17	17.00
0815 - 0830	0	0	6	0	6	0	0	0	12	12.00
0830 - 0845	0	0	16	0	2	0	0	0	18	18.00
0845 - 0900	0	0	15	0	0	0	0	0	15	15.00
Hourly Total	0	0	54	0	8	0	0	0	62	62.00
Hourly Average	0.00	0.00	13.50	0.00	2.00	0.00	0.00	0.00	15.50	15.50
0900 - 0915	0	0	25	0	1	0	0	0	26	26.00
0915 - 0930	0	0	13	1	4	0	0	0	18	18.00
0930 - 0945	0	0	12	0	1	0	0	0	13	13.00
0945 - 1000	0	0	9	0	6	0	0	0	15	15.00
Hourly Total	0	0	59	1	12	0	0	0	72	72.00
Hourly Average	0.00	0.00	14.75	0.25	3.00	0.00	0.00	0.00	18.00	18.00
1000 - 1015	0	0	12	1	2	0	0	0	15	15.00
1015 - 1030	0	0	9	0	6	0	0	0	15	15.00
1030 - 1045	0	0	2	0	2	0	1	0	5	6.30
1045 - 1100	1	0	6	0	2	0	1	0	10	10.50
Hourly Total	1	0	29	1	12	0	2	0	45	46.80
Hourly Average	0.25	0.00	7.25	0.25	3.00	0.00	0.50	0.00	11.25	11.70
1100 - 1115	0	0	6	2	3	0	1	0	12	13.30
1115 - 1130	0	0	10	0	1	0	0	0	11	11.00
1130 - 1145	0	0	5	0	1	0	0	0	6	6.00
1145 - 1200	0	0	7	0	2	0	0	0	9	9.00
Hourly Total	0	0	28	2	7	0	1	0	38	39.30
Hourly Average	0.00	0.00	7.00	0.50	1.75	0.00	0.25	0.00	9.50	9.83
1200 - 1215	0	0	10	1	2	1	0	0	14	14.50
1215 - 1230	0	0	12	0	0	0	0	0	12	12.00
1230 - 1245	0	0	13	0	2	0	0	0	15	15.00
1245 - 1300	0	0	10	1	2	0	0	0	13	13.00
Hourly Total	0	0	45	2	6	1	0	0	54	54.50
Hourly Average	0.00	0.00	11.25	0.50	1.50	0.25	0.00	0.00	13.50	13.63
1300 - 1315	0	0	14	1	4	0	0	0	19	19.00
1315 - 1330	0	0	9	0	3	0	0	0	12	12.00
1330 - 1345	0	0	14	0	1	0	0	0	15	15.00
1345 - 1400	0	0	6	2	2	0	0	0	10	10.00
Hourly Total	0	0	43	3	10	0	0	0	56	56.00
Hourly Average	0.00	0.00	10.75	0.75	2.50	0.00	0.00	0.00	14.00	14.00
1400 - 1415	0	0	10	0	0	1	0	0	11	11.50
1415 - 1430	0	0	6	1	2	0	0	0	9	9.00
1430 - 1445	0	0	11	0	1	0	0	0	12	12.00
1445 - 1500	0	0	19	0	1	0	0	0	20	20.00
Hourly Total	0	0	46	1	4	1	0	0	52	52.50
Hourly Average	0.00	0.00	11.50	0.25	1.00	0.25	0.00	0.00	13.00	13.13
1500 - 1515	0	0	20	1	0	0	0	1	22	23.00
1515 - 1530	0	0	21	1	0	0	0	0	22	22.00
1530 - 1545	0	0	25	1	2	0	0	0	28	28.00
1545 - 1600	0	0	19	0	1	0	1	0	21	22.30
Hourly Total	0	0	85	3	3	0	1	1	93	95.30
Hourly Average	0.00	0.00	21.25	0.75	0.75	0.00	0.25	0.25	23.25	23.83
1600 - 1615	0	0	17	0	3	0	0	0	20	20.00
1615 - 1630	0	0	23	0	2	0	0	1	26	27.00
1630 - 1645	0	0	17	0	2	0	0	0	19	19.00
1645 - 1700	0	0	14	1	2	0	0	0	17	17.00
Hourly Total	0	0	71	1	9	0	0	1	82	83.00
Hourly Average	0.00	0.00	17.75	0.25	2.25	0.00	0.00	0.25	20.50	20.75
1700 - 1715	0	0	27	0	4	0	0	0	31	31.00
1715 - 1730	0	0	17	0	1	0	0	0	18	18.00
1730 - 1745	0	0	23	0	3	0	0	0	26	26.00
1745 - 1800	0	0	18	0	1	0	0	0	19	19.00
Hourly Total	0	0	85	0	9	0	0	0	94	94.00
Hourly Average	0.00	0.00	21.25	0.00	2.25	0.00	0.00	0.00	23.50	23.50
1800 - 1815	0	0	15	0	0	0	0	0	15	15.00
1815 - 1830	0	0	22	1	3	0	0	0	26	26.00
1830 - 1845	0	0	15	0	0	0	0	0	15	15.00
1845 - 1900	0	0	15	0	1	0	0	0	16	16.00
Hourly Total	0	0	67	1	4	0	0	0	72	72.00
Hourly Average	0.00	0.00	16.75	0.25	1.00	0.00	0.00	0.00	18.00	18.00

Session Total	1	0	645	15	89	2	4	3	759	767.40
Session Average	0.02	0.00	13.44	0.31	1.85	0.04	0.08	0.06	15.81	15.99

Kirkby
Classified Junction Count

Site 2 of 12
A506 Valley Road (North)
Bewley Drive
A506 Valley Road (South)
B5192 Whitefield Drive

Lat/Long
lat 53.476395° lon -2.895749°

Date
Thursday 20 October 2022

Weather
Sunny Intervals
Temp: 14°C

0700 - 1900 (Thursday 12H Session)

	Movement 2.6: Right from Bewley Drive to A506 Valley Road (North)								Original Data	
TIME	P/CYCLE	M/CYCLE	CAR	TAXI	LGV	OGV1	OGV2	BUS/COACH	TOTAL	PCU TOTAL
0700 - 0715	0	0	4	0	1	0	0	0	5	5.00
0715 - 0730	0	0	5	1	1	0	0	0	7	7.00
0730 - 0745	0	0	6	0	1	0	0	0	7	7.00
0745 - 0800	0	0	12	1	2	0	0	0	15	15.00
Hourly Total	0	0	27	2	5	0	0	0	34	34.00
Hourly Average	0.00	0.00	6.75	0.50	1.25	0.00	0.00	0.00	8.50	8.50
0800 - 0815	0	0	7	0	1	0	0	0	8	8.00
0815 - 0830	0	0	14	0	1	0	0	1	16	17.00
0830 - 0845	0	0	21	0	1	0	0	1	23	24.00
0845 - 0900	0	0	16	0	1	0	0	0	17	17.00
Hourly Total	0	0	58	0	4	0	0	2	64	66.00
Hourly Average	0.00	0.00	14.50	0.00	1.00	0.00	0.00	0.50	16.00	16.50
0900 - 0915	0	0	9	0	3	0	0	0	12	12.00
0915 - 0930	0	0	10	0	0	1	0	0	11	11.50
0930 - 0945	0	0	7	0	0	0	0	1	8	9.00
0945 - 1000	0	0	3	0	2	0	0	0	5	5.00
Hourly Total	0	0	29	0	5	1	0	1	36	37.50
Hourly Average	0.00	0.00	7.25	0.00	1.25	0.25	0.00	0.25	9.00	9.38
1000 - 1015	0	0	4	0	1	1	0	0	6	6.50
1015 - 1030	0	0	2	0	1	0	0	0	3	3.00
1030 - 1045	0	0	3	0	1	0	0	0	4	4.00
1045 - 1100	0	0	1	0	1	0	0	0	2	2.00
Hourly Total	0	0	10	0	4	1	0	0	15	15.50
Hourly Average	0.00	0.00	2.50	0.00	1.00	0.25	0.00	0.00	3.75	3.88
1100 - 1115	0	0	11	0	1	0	0	0	12	12.00
1115 - 1130	0	0	6	0	1	0	0	0	7	7.00
1130 - 1145	0	0	5	0	0	0	0	0	5	5.00
1145 - 1200	0	0	4	0	2	0	0	0	6	6.00
Hourly Total	0	0	26	0	4	0	0	0	30	30.00
Hourly Average	0.00	0.00	6.50	0.00	1.00	0.00	0.00	0.00	7.50	7.50
1200 - 1215	0	0	7	0	1	0	0	0	8	8.00
1215 - 1230	0	0	8	0	3	0	0	0	11	11.00
1230 - 1245	0	0	4	0	2	0	0	0	6	6.00
1245 - 1300	0	0	5	0	0	0	0	0	5	5.00
Hourly Total	0	0	24	0	6	0	0	0	30	30.00
Hourly Average	0.00	0.00	6.00	0.00	1.50	0.00	0.00	0.00	7.50	7.50
1300 - 1315	0	0	10	0	1	0	0	0	11	11.00
1315 - 1330	0	0	8	0	1	0	0	0	9	9.00
1330 - 1345	0	0	5	0	1	0	0	0	6	6.00
1345 - 1400	0	0	1	0	1	0	0	0	2	2.00
Hourly Total	0	0	24	0	4	0	0	0	28	28.00
Hourly Average	0.00	0.00	6.00	0.00	1.00	0.00	0.00	0.00	7.00	7.00
1400 - 1415	0	0	3	0	1	0	0	0	4	4.00
1415 - 1430	0	0	8	2	0	0	0	0	10	10.00
1430 - 1445	0	0	7	0	2	0	0	0	9	9.00
1445 - 1500	0	0	6	1	0	0	0	0	7	7.00
Hourly Total	0	0	24	3	3	0	0	0	30	30.00
Hourly Average	0.00	0.00	6.00	0.75	0.75	0.00	0.00	0.00	7.50	7.50
1500 - 1515	0	0	37	0	0	0	0	0	37	37.00
1515 - 1530	0	0	25	0	1	0	0	0	26	26.00
1530 - 1545	0	0	9	0	1	1	0	0	11	11.50
1545 - 1600	0	0	13	0	3	0	0	0	16	16.00
Hourly Total	0	0	84	0	5	1	0	0	90	90.50
Hourly Average	0.00	0.00	21.00	0.00	1.25	0.25	0.00	0.00	22.50	22.63
1600 - 1615	0	0	25	2	2	0	0	0	29	29.00
1615 - 1630	0	0	13	2	3	0	0	0	18	18.00
1630 - 1645	0	1	7	0	2	0	0	0	10	9.40
1645 - 1700	0	0	8	1	1	0	0	0	10	10.00
Hourly Total	0	1	53	5	8	0	0	0	67	66.40
Hourly Average	0.00	0.25	13.25	1.25	2.00	0.00	0.00	0.00	16.75	16.60
1700 - 1715	0	0	11	0	3	0	0	0	14	14.00
1715 - 1730	0	0	12	0	0	0	0	0	12	12.00
1730 - 1745	0	0	12	0	1	0	0	0	13	13.00
1745 - 1800	0	0	4	0	2	0	0	0	6	6.00
Hourly Total	0	0	39	0	6	0	0	0	45	45.00
Hourly Average	0.00	0.00	9.75	0.00	1.50	0.00	0.00	0.00	11.25	11.25
1800 - 1815	0	0	9	0	1	0	0	0	10	10.00
1815 - 1830	0	0	8	0	2	0	0	0	10	10.00
1830 - 1845	0	0	14	0	0	0	0	0	14	14.00
1845 - 1900	0	0	9	0	0	0	0	0	9	9.00
Hourly Total	0	0	40	0	3	0	0	0	43	43.00
Hourly Average	0.00	0.00	10.00	0.00	0.75	0.00	0.00	0.00	10.75	10.75

Session Total	0	1	438	10	57	3	0	3	512	515.90
Session Average	0.00	0.02	9.13	0.21	1.19	0.06	0.00	0.06	10.67	10.75

Kirkby
Classified Junction Count

Site 2 of 12
A506 Valley Road (North)
Bewley Drive
A506 Valley Road (South)
B5192 Whitefield Drive

Lat/Long
lat 53.476395° lon -2.895749°

Date
Thursday 20 October 2022

Weather
Sunny Intervals
Temp: 14°C

0700 - 1900 (Thursday 12H Session)

	Movement 2.7: Left from A506 Valley Road (South) to B5192 Whitefield Drive								Original Data	
TIME	P/CYCLE	M/CYCLE	CAR	TAXI	LGV	OGV1	OGV2	BUS/COACH	TOTAL	PCU TOTAL
0700 - 0715	0	0	15	1	11	0	0	3	30	33.00
0715 - 0730	0	0	33	0	7	1	1	4	46	51.80
0730 - 0745	0	0	26	0	13	1	0	1	41	42.50
0745 - 0800	0	0	35	1	6	1	1	3	47	51.80
Hourly Total	0	0	109	2	37	3	2	11	164	179.10
Hourly Average	0.00	0.00	27.25	0.50	9.25	0.75	0.50	2.75	41.00	44.78
0800 - 0815	0	0	43	2	11	0	0	1	57	58.00
0815 - 0830	0	0	33	2	8	1	0	2	46	48.50
0830 - 0845	0	0	38	2	10	0	2	4	56	62.60
0845 - 0900	0	0	35	3	8	0	0	2	48	50.00
Hourly Total	0	0	149	9	37	1	2	9	207	219.10
Hourly Average	0.00	0.00	37.25	2.25	9.25	0.25	0.50	2.25	51.75	54.78
0900 - 0915	0	0	33	2	15	0	1	2	53	56.30
0915 - 0930	0	1	27	3	10	1	1	2	45	48.20
0930 - 0945	0	0	38	0	12	0	0	3	53	56.00
0945 - 1000	0	0	32	4	8	3	0	4	51	56.50
Hourly Total	0	1	130	9	45	4	2	11	202	217.00
Hourly Average	0.00	0.25	32.50	2.25	11.25	1.00	0.50	2.75	50.50	54.25
1000 - 1015	0	0	23	1	8	1	1	2	36	39.80
1015 - 1030	0	0	26	1	11	1	0	1	40	41.50
1030 - 1045	0	0	40	1	4	0	1	4	50	55.30
1045 - 1100	0	1	23	2	6	0	0	1	33	33.40
Hourly Total	0	1	112	5	29	2	2	8	159	170.00
Hourly Average	0.00	0.25	28.00	1.25	7.25	0.50	0.50	2.00	39.75	42.50
1100 - 1115	0	0	31	0	6	0	0	3	40	43.00
1115 - 1130	0	0	30	0	2	0	0	1	33	34.00
1130 - 1145	0	0	30	0	7	0	2	4	43	49.60
1145 - 1200	0	0	45	1	9	1	0	1	57	58.50
Hourly Total	0	0	136	1	24	1	2	9	173	185.10
Hourly Average	0.00	0.00	34.00	0.25	6.00	0.25	0.50	2.25	43.25	46.28
1200 - 1215	0	0	36	2	5	0	1	3	47	51.30
1215 - 1230	0	0	43	3	3	2	0	2	53	56.00
1230 - 1245	1	0	42	1	8	1	0	4	57	60.70
1245 - 1300	0	0	42	2	9	0	1	1	55	57.30
Hourly Total	1	0	163	8	25	3	2	10	212	225.30
Hourly Average	0.25	0.00	40.75	2.00	6.25	0.75	0.50	2.50	53.00	56.33
1300 - 1315	0	0	40	2	8	0	2	2	54	58.60
1315 - 1330	0	0	48	2	7	1	0	3	61	64.50
1330 - 1345	0	0	32	1	13	0	0	2	48	50.00
1345 - 1400	0	0	41	1	8	1	0	3	54	57.50
Hourly Total	0	0	161	6	36	2	2	10	217	230.60
Hourly Average	0.00	0.00	40.25	1.50	9.00	0.50	0.50	2.50	54.25	57.65
1400 - 1415	0	0	49	3	9	0	3	2	66	71.90
1415 - 1430	0	0	43	2	6	0	0	3	54	57.00
1430 - 1445	0	1	58	3	10	1	1	3	77	81.20
1445 - 1500	0	0	39	1	15	1	0	2	58	60.50
Hourly Total	0	1	189	9	40	2	4	10	255	270.60
Hourly Average	0.00	0.25	47.25	2.25	10.00	0.50	1.00	2.50	63.75	67.65
1500 - 1515	0	0	56	1	10	0	0	1	68	69.00
1515 - 1530	0	0	64	1	10	1	0	3	79	82.50
1530 - 1545	0	0	51	0	11	1	1	2	66	69.80
1545 - 1600	0	0	69	2	14	0	0	4	89	93.00
Hourly Total	0	0	240	4	45	2	1	10	302	314.30
Hourly Average	0.00	0.00	60.00	1.00	11.25	0.50	0.25	2.50	75.50	78.58
1600 - 1615	0	0	64	0	20	0	0	1	85	86.00
1615 - 1630	0	0	75	1	10	0	0	3	89	92.00
1630 - 1645	0	0	75	1	15	3	0	1	95	97.50
1645 - 1700	0	0	90	2	17	0	0	3	112	115.00
Hourly Total	0	0	304	4	62	3	0	8	381	390.50
Hourly Average	0.00	0.00	76.00	1.00	15.50	0.75	0.00	2.00	95.25	97.63
1700 - 1715	0	0	90	0	13	2	0	3	108	112.00
1715 - 1730	0	1	82	5	7	0	0	3	98	100.40
1730 - 1745	0	1	87	1	4	0	0	2	95	96.40
1745 - 1800	0	0	63	1	11	0	0	2	77	79.00
Hourly Total	0	2	322	7	35	2	0	10	378	387.80
Hourly Average	0.00	0.50	80.50	1.75	8.75	0.50	0.00	2.50	94.50	96.95
1800 - 1815	0	0	44	0	4	1	0	2	51	53.50
1815 - 1830	0	0	80	2	10	0	0	2	94	96.00
1830 - 1845	0	0	65	0	1	0	0	3	69	72.00
1845 - 1900	0	0	68	0	3	0	0	4	75	79.00
Hourly Total	0	0	257	2	18	1	0	11	289	300.50
Hourly Average	0.00	0.00	64.25	0.50	4.50	0.25	0.00	2.75	72.25	75.13

Session Total	1	5	2272	66	433	26	19	117	2939	3089.90
Session Average	0.02	0.10	47.33	1.38	9.02	0.54	0.40	2.44	61.23	64.37

Kirkby
Classified Junction Count

Site 2 of 12
A506 Valley Road (North)
Bewley Drive
A506 Valley Road (South)
B5192 Whitefield Drive

Lat/Long
lat 53.476395° lon -2.895749°

Date
Thursday 20 October 2022

Weather
Sunny Intervals
Temp: 14°C

0700 - 1900 (Thursday 12H Session)

	Movement 2.8: Eastbound from A506 Valley Road (South) to A506 Valley Road (North)								Original Data	
TIME	P/CYCLE	M/CYCLE	CAR	TAXI	LGV	OGV1	OGV2	BUS/COACH	TOTAL	PCU TOTAL
0700 - 0715	0	0	54	1	12	1	0	1	69	70.50
0715 - 0730	1	0	66	0	18	1	1	0	87	88.00
0730 - 0745	0	1	82	1	15	3	0	0	102	102.90
0745 - 0800	0	1	79	1	13	4	0	0	98	99.40
Hourly Total	1	2	281	3	58	9	1	1	356	360.80
Hourly Average	0.25	0.50	70.25	0.75	14.50	2.25	0.25	0.25	89.00	90.20
0800 - 0815	0	0	126	3	29	2	4	0	164	170.20
0815 - 0830	0	2	114	2	22	1	1	0	142	142.60
0830 - 0845	0	0	99	3	18	4	2	0	126	130.60
0845 - 0900	0	0	99	3	21	3	2	0	128	132.10
Hourly Total	0	2	438	11	90	10	9	0	560	575.50
Hourly Average	0.00	0.50	109.50	2.75	22.50	2.50	2.25	0.00	140.00	143.88
0900 - 0915	0	0	82	4	18	1	2	0	107	110.10
0915 - 0930	0	0	88	6	17	2	1	1	115	118.30
0930 - 0945	0	0	77	3	15	4	3	0	102	107.90
0945 - 1000	0	0	71	3	13	4	1	0	92	95.30
Hourly Total	0	0	318	16	63	11	7	1	416	431.60
Hourly Average	0.00	0.00	79.50	4.00	15.75	2.75	1.75	0.25	104.00	107.90
1000 - 1015	0	0	65	5	17	3	1	0	91	93.80
1015 - 1030	0	0	77	3	21	2	1	0	104	106.30
1030 - 1045	0	0	77	6	10	1	3	0	97	101.40
1045 - 1100	0	0	80	2	8	5	0	0	95	97.50
Hourly Total	0	0	299	16	56	11	5	0	387	399.00
Hourly Average	0.00	0.00	74.75	4.00	14.00	2.75	1.25	0.00	96.75	99.75
1100 - 1115	0	0	73	4	22	3	2	0	104	108.10
1115 - 1130	0	0	71	4	16	4	4	0	99	106.20
1130 - 1145	0	0	86	4	13	3	1	0	107	109.80
1145 - 1200	0	1	71	3	16	2	1	0	94	95.70
Hourly Total	0	1	301	15	67	12	8	0	404	419.80
Hourly Average	0.00	0.25	75.25	3.75	16.75	3.00	2.00	0.00	101.00	104.95
1200 - 1215	0	0	69	6	17	3	2	0	97	101.10
1215 - 1230	0	2	79	5	17	4	0	0	107	107.80
1230 - 1245	0	0	98	3	15	2	1	0	119	121.30
1245 - 1300	0	1	90	2	20	3	1	0	117	119.20
Hourly Total	0	3	336	16	69	12	4	0	440	449.40
Hourly Average	0.00	0.75	84.00	4.00	17.25	3.00	1.00	0.00	110.00	112.35
1300 - 1315	0	0	93	3	18	4	2	0	120	124.60
1315 - 1330	0	0	102	3	16	2	1	0	124	126.30
1330 - 1345	0	2	87	4	17	0	0	0	110	108.80
1345 - 1400	0	1	90	6	26	3	2	0	128	131.50
Hourly Total	0	3	372	16	77	9	5	0	482	491.20
Hourly Average	0.00	0.75	93.00	4.00	19.25	2.25	1.25	0.00	120.50	122.80
1400 - 1415	0	1	102	7	23	4	1	0	138	140.70
1415 - 1430	0	0	118	5	20	4	0	0	147	149.00
1430 - 1445	0	1	110	7	23	3	1	0	145	147.20
1445 - 1500	0	0	122	6	11	4	2	1	146	151.60
Hourly Total	0	2	452	25	77	15	4	1	576	588.50
Hourly Average	0.00	0.50	113.00	6.25	19.25	3.75	1.00	0.25	144.00	147.13
1500 - 1515	0	0	95	8	14	3	0	0	120	121.50
1515 - 1530	0	0	113	3	15	5	1	0	137	140.80
1530 - 1545	0	0	106	8	19	1	0	0	134	134.50
1545 - 1600	0	0	116	4	13	3	1	1	138	141.80
Hourly Total	0	0	430	23	61	12	2	1	529	538.60
Hourly Average	0.00	0.00	107.50	5.75	15.25	3.00	0.50	0.25	132.25	134.65
1600 - 1615	0	0	129	4	21	1	0	0	155	155.50
1615 - 1630	0	0	152	4	21	2	0	1	180	182.00
1630 - 1645	0	0	159	7	23	1	0	2	192	194.50
1645 - 1700	0	3	172	3	23	1	0	1	203	202.70
Hourly Total	0	3	612	18	88	5	0	4	730	734.70
Hourly Average	0.00	0.75	153.00	4.50	22.00	1.25	0.00	1.00	182.50	183.68
1700 - 1715	0	0	152	3	18	1	0	1	175	176.50
1715 - 1730	0	2	167	1	22	1	0	0	193	192.30
1730 - 1745	0	0	143	3	13	0	0	0	159	159.00
1745 - 1800	0	2	174	2	18	1	0	0	197	196.30
Hourly Total	0	4	636	9	71	3	0	1	724	724.10
Hourly Average	0.00	1.00	159.00	2.25	17.75	0.75	0.00	0.25	181.00	181.03
1800 - 1815	0	1	120	1	16	0	0	0	138	137.40
1815 - 1830	0	1	156	1	10	1	0	0	169	168.90
1830 - 1845	0	0	117	2	12	0	0	0	131	131.00
1845 - 1900	0	0	109	0	9	1	0	0	119	119.50
Hourly Total	0	2	502	4	47	2	0	0	557	556.80
Hourly Average	0.00	0.50	125.50	1.00	11.75	0.50	0.00	0.00	139.25	139.20

Session Total	1	22	4977	172	824	111	45	9	6161	6270.00
Session Average	0.02	0.46	103.69	3.58	17.17	2.31	0.94	0.19	128.35	130.63

Kirkby
Classified Junction Count

Site 2 of 12
A506 Valley Road (North)
Bewley Drive
A506 Valley Road (South)
B5192 Whitefield Drive

Lat/Long
lat 53.476395° lon -2.895749°

Date
Thursday 20 October 2022

Weather
Sunny Intervals
Temp: 14°C

0700 - 1900 (Thursday 12H Session)

	Movement 2.9: Right from A506 Valley Road (South) to Bewley Drive								Original Data	
TIME	P/CYCLE	M/CYCLE	CAR	TAXI	LGV	OGV1	OGV2	BUS/COACH	TOTAL	PCU TOTAL
0700 - 0715	0	0	18	0	2	1	0	0	21	21.50
0715 - 0730	0	0	12	0	1	0	0	0	13	13.00
0730 - 0745	0	0	33	0	2	0	0	1	36	37.00
0745 - 0800	0	0	37	0	5	0	0	0	42	42.00
Hourly Total	0	0	100	0	10	1	0	1	112	113.50
Hourly Average	0.00	0.00	25.00	0.00	2.50	0.25	0.00	0.25	28.00	28.38
0800 - 0815	0	0	50	0	10	0	0	0	60	60.00
0815 - 0830	0	0	49	1	6	0	0	0	56	56.00
0830 - 0845	0	0	38	2	5	2	0	0	47	48.00
0845 - 0900	0	0	47	2	6	0	0	0	55	55.00
Hourly Total	0	0	184	5	27	2	0	0	218	219.00
Hourly Average	0.00	0.00	46.00	1.25	6.75	0.50	0.00	0.00	54.50	54.75
0900 - 0915	0	0	34	2	10	1	0	0	47	47.50
0915 - 0930	0	0	35	0	5	0	0	0	40	40.00
0930 - 0945	0	0	34	1	5	0	0	0	40	40.00
0945 - 1000	0	0	20	2	2	1	0	0	25	25.50
Hourly Total	0	0	123	5	22	2	0	0	152	153.00
Hourly Average	0.00	0.00	30.75	1.25	5.50	0.50	0.00	0.00	38.00	38.25
1000 - 1015	0	0	31	2	2	0	0	0	35	35.00
1015 - 1030	0	0	22	2	6	0	0	0	30	30.00
1030 - 1045	0	0	18	2	1	0	0	0	21	21.00
1045 - 1100	0	0	31	0	1	0	0	0	32	32.00
Hourly Total	0	0	102	6	10	0	0	0	118	118.00
Hourly Average	0.00	0.00	25.50	1.50	2.50	0.00	0.00	0.00	29.50	29.50
1100 - 1115	0	0	28	1	5	0	0	0	34	34.00
1115 - 1130	0	0	22	0	5	0	0	0	27	27.00
1130 - 1145	0	0	30	0	3	1	0	0	34	34.50
1145 - 1200	0	0	25	1	4	0	0	0	30	30.00
Hourly Total	0	0	105	2	17	1	0	0	125	125.50
Hourly Average	0.00	0.00	26.25	0.50	4.25	0.25	0.00	0.00	31.25	31.38
1200 - 1215	0	0	25	0	5	0	1	0	31	32.30
1215 - 1230	0	0	31	0	8	0	0	0	39	39.00
1230 - 1245	0	0	40	0	3	0	0	0	43	43.00
1245 - 1300	0	0	29	0	1	0	0	0	30	30.00
Hourly Total	0	0	125	0	17	0	1	0	143	144.30
Hourly Average	0.00	0.00	31.25	0.00	4.25	0.00	0.25	0.00	35.75	36.08
1300 - 1315	0	0	28	0	3	0	0	0	31	31.00
1315 - 1330	0	0	27	0	2	0	0	0	29	29.00
1330 - 1345	0	0	35	0	1	0	0	0	36	36.00
1345 - 1400	0	0	24	0	3	0	0	0	27	27.00
Hourly Total	0	0	114	0	9	0	0	0	123	123.00
Hourly Average	0.00	0.00	28.50	0.00	2.25	0.00	0.00	0.00	30.75	30.75
1400 - 1415	0	0	40	0	2	1	0	0	43	43.50
1415 - 1430	0	0	34	0	3	0	0	0	37	37.00
1430 - 1445	0	0	38	0	2	0	0	0	40	40.00
1445 - 1500	0	1	48	0	2	0	0	0	51	50.40
Hourly Total	0	1	160	0	9	1	0	0	171	170.90
Hourly Average	0.00	0.25	40.00	0.00	2.25	0.25	0.00	0.00	42.75	42.73
1500 - 1515	0	0	54	1	7	1	0	0	63	63.50
1515 - 1530	0	0	43	0	8	0	0	0	51	51.00
1530 - 1545	0	0	57	1	10	1	0	0	69	69.50
1545 - 1600	0	0	50	1	4	1	0	0	56	56.50
Hourly Total	0	0	204	3	29	3	0	0	239	240.50
Hourly Average	0.00	0.00	51.00	0.75	7.25	0.75	0.00	0.00	59.75	60.13
1600 - 1615	0	0	46	0	6	0	0	0	52	52.00
1615 - 1630	0	1	60	0	9	1	0	0	71	70.90
1630 - 1645	0	0	46	0	6	0	0	0	52	52.00
1645 - 1700	0	1	48	0	8	0	0	0	57	56.40
Hourly Total	0	2	200	0	29	1	0	0	232	231.30
Hourly Average	0.00	0.50	50.00	0.00	7.25	0.25	0.00	0.00	58.00	57.83
1700 - 1715	0	0	51	0	6	1	0	0	58	58.50
1715 - 1730	0	1	44	0	6	1	0	1	53	53.90
1730 - 1745	0	0	52	0	3	0	0	0	55	55.00
1745 - 1800	0	0	71	0	2	0	0	0	73	73.00
Hourly Total	0	1	218	0	17	2	0	1	239	240.40
Hourly Average	0.00	0.25	54.50	0.00	4.25	0.50	0.00	0.25	59.75	60.10
1800 - 1815	0	0	44	0	3	0	0	0	47	47.00
1815 - 1830	0	0	44	0	1	0	0	0	45	45.00
1830 - 1845	0	0	42	0	2	1	0	0	45	45.50
1845 - 1900	0	0	40	0	3	0	0	0	43	43.00
Hourly Total	0	0	170	0	9	1	0	0	180	180.50
Hourly Average	0.00	0.00	42.50	0.00	2.25	0.25	0.00	0.00	45.00	45.13

Session Total	0	4	1805	21	205	14	1	2	2052	2059.90
Session Average	0.00	0.08	37.60	0.44	4.27	0.29	0.02	0.04	42.75	42.91

Kirkby
Classified Junction Count

Site 2 of 12
A506 Valley Road (North)
Bewley Drive
A506 Valley Road (South)
B5192 Whitefield Drive

Lat/Long
lat 53.476395° lon -2.895749°

Date
Thursday 20 October 2022

Weather
Sunny Intervals
Temp: 14°C

0700 - 1900 (Thursday 12H Session)

	Movement 2.10: Left from B5192 Whitefield Drive to A506 Valley Road (North)								Original Data	
TIME	P/CYCLE	M/CYCLE	CAR	TAXI	LGV	OGV1	OGV2	BUS/COACH	TOTAL	PCU TOTAL
0700 - 0715	0	0	2	0	0	0	0	0	2	2.00
0715 - 0730	0	0	2	0	3	0	0	0	5	5.00
0730 - 0745	0	0	3	0	0	0	0	0	3	3.00
0745 - 0800	0	0	5	0	3	0	0	0	8	8.00
Hourly Total	0	0	12	0	6	0	0	0	18	18.00
Hourly Average	0.00	0.00	3.00	0.00	1.50	0.00	0.00	0.00	4.50	4.50
0800 - 0815	0	0	5	0	0	0	0	0	5	5.00
0815 - 0830	0	0	3	0	0	0	0	0	3	3.00
0830 - 0845	0	0	9	0	0	2	0	0	11	12.00
0845 - 0900	0	0	9	0	0	0	2	0	11	13.60
Hourly Total	0	0	26	0	0	2	2	0	30	33.60
Hourly Average	0.00	0.00	6.50	0.00	0.00	0.50	0.50	0.00	7.50	8.40
0900 - 0915	0	0	7	0	0	0	0	0	7	7.00
0915 - 0930	0	0	5	0	1	0	0	0	6	6.00
0930 - 0945	0	0	5	0	0	0	0	0	5	5.00
0945 - 1000	0	0	3	1	3	0	0	0	7	7.00
Hourly Total	0	0	20	1	4	0	0	0	25	25.00
Hourly Average	0.00	0.00	5.00	0.25	1.00	0.00	0.00	0.00	6.25	6.25
1000 - 1015	0	0	7	0	0	0	0	0	7	7.00
1015 - 1030	0	0	6	1	0	0	0	0	7	7.00
1030 - 1045	0	0	1	1	1	0	0	0	3	3.00
1045 - 1100	0	0	13	2	1	0	0	0	16	16.00
Hourly Total	0	0	27	4	2	0	0	0	33	33.00
Hourly Average	0.00	0.00	6.75	1.00	0.50	0.00	0.00	0.00	8.25	8.25
1100 - 1115	0	0	3	0	0	0	0	0	3	3.00
1115 - 1130	0	0	6	1	0	0	0	0	7	7.00
1130 - 1145	0	0	6	0	2	0	0	0	8	8.00
1145 - 1200	0	0	4	0	1	0	0	0	5	5.00
Hourly Total	0	0	19	1	3	0	0	0	23	23.00
Hourly Average	0.00	0.00	4.75	0.25	0.75	0.00	0.00	0.00	5.75	5.75
1200 - 1215	0	0	2	0	1	0	0	0	3	3.00
1215 - 1230	0	0	4	0	1	1	1	0	7	8.80
1230 - 1245	0	0	4	0	1	0	0	0	5	5.00
1245 - 1300	0	0	6	2	0	0	0	0	8	8.00
Hourly Total	0	0	16	2	3	1	1	0	23	24.80
Hourly Average	0.00	0.00	4.00	0.50	0.75	0.25	0.25	0.00	5.75	6.20
1300 - 1315	0	0	5	0	1	0	0	0	6	6.00
1315 - 1330	0	1	7	0	1	1	0	0	10	9.90
1330 - 1345	0	0	5	0	0	0	0	0	5	5.00
1345 - 1400	0	0	3	0	0	0	0	0	3	3.00
Hourly Total	0	1	20	0	2	1	0	0	24	23.90
Hourly Average	0.00	0.25	5.00	0.00	0.50	0.25	0.00	0.00	6.00	5.98
1400 - 1415	0	0	3	0	0	1	1	0	5	6.80
1415 - 1430	0	0	5	1	1	0	0	0	7	7.00
1430 - 1445	0	0	5	0	0	0	0	0	5	5.00
1445 - 1500	0	1	9	0	2	0	0	0	12	11.40
Hourly Total	0	1	22	1	3	1	1	0	29	30.20
Hourly Average	0.00	0.25	5.50	0.25	0.75	0.25	0.25	0.00	7.25	7.55
1500 - 1515	0	0	6	0	2	0	0	0	8	8.00
1515 - 1530	0	0	5	0	1	0	0	0	6	6.00
1530 - 1545	0	0	5	1	1	0	0	0	7	7.00
1545 - 1600	0	0	6	0	2	0	0	0	8	8.00
Hourly Total	0	0	22	1	6	0	0	0	29	29.00
Hourly Average	0.00	0.00	5.50	0.25	1.50	0.00	0.00	0.00	7.25	7.25
1600 - 1615	0	0	6	0	0	0	0	0	6	6.00
1615 - 1630	0	0	6	1	1	0	0	0	8	8.00
1630 - 1645	0	0	6	0	0	0	0	0	6	6.00
1645 - 1700	0	0	5	0	0	0	0	0	5	5.00
Hourly Total	0	0	23	1	1	0	0	0	25	25.00
Hourly Average	0.00	0.00	5.75	0.25	0.25	0.00	0.00	0.00	6.25	6.25
1700 - 1715	0	0	6	0	0	0	0	0	6	6.00
1715 - 1730	0	0	8	0	0	0	0	0	8	8.00
1730 - 1745	0	0	11	0	0	0	0	0	11	11.00
1745 - 1800	0	0	6	0	0	0	0	0	6	6.00
Hourly Total	0	0	31	0	0	0	0	0	31	31.00
Hourly Average	0.00	0.00	7.75	0.00	0.00	0.00	0.00	0.00	7.75	7.75
1800 - 1815	0	0	7	0	0	0	0	0	7	7.00
1815 - 1830	0	0	5	0	0	0	0	0	5	5.00
1830 - 1845	0	0	11	0	0	0	0	0	11	11.00
1845 - 1900	0	0	4	0	1	0	0	0	5	5.00
Hourly Total	0	0	27	0	1	0	0	0	28	28.00
Hourly Average	0.00	0.00	6.75	0.00	0.25	0.00	0.00	0.00	7.00	7.00

Session Total	0	2	265	11	31	5	4	0	318	324.50
Session Average	0.00	0.04	5.52	0.23	0.65	0.10	0.08	0.00	6.63	6.76

Kirkby
Classified Junction Count

Site 2 of 12
A506 Valley Road (North)
Bewley Drive
A506 Valley Road (South)
B5192 Whitefield Drive

Lat/Long
lat 53.476395° lon -2.895749°

Date
Thursday 20 October 2022

Weather
Sunny Intervals
Temp: 14°C

0700 - 1900 (Thursday 12H Session)

	Movement 2.11: Eastbound from B5192 Whitefield Drive to Bewley Drive								Original Data	
TIME	P/CYCLE	M/CYCLE	CAR	TAXI	LGV	OGV1	OGV2	BUS/COACH	TOTAL	PCU TOTAL
0700 - 0715	0	0	4	0	0	0	0	0	4	4.00
0715 - 0730	0	0	9	0	2	0	0	0	11	11.00
0730 - 0745	0	0	13	0	0	0	0	1	14	15.00
0745 - 0800	0	1	15	0	2	0	0	0	18	17.40
Hourly Total	0	1	41	0	4	0	0	1	47	47.40
Hourly Average	0.00	0.25	10.25	0.00	1.00	0.00	0.00	0.25	11.75	11.85
0800 - 0815	0	0	9	0	2	0	0	1	12	13.00
0815 - 0830	0	0	23	0	1	0	0	1	25	26.00
0830 - 0845	0	0	32	0	1	0	0	1	34	35.00
0845 - 0900	0	0	25	0	2	0	0	0	27	27.00
Hourly Total	0	0	89	0	6	0	0	3	98	101.00
Hourly Average	0.00	0.00	22.25	0.00	1.50	0.00	0.00	0.75	24.50	25.25
0900 - 0915	0	0	19	1	0	0	1	0	21	22.30
0915 - 0930	0	0	14	0	1	0	0	0	15	15.00
0930 - 0945	0	0	10	0	2	0	0	0	12	12.00
0945 - 1000	0	0	9	1	1	0	0	0	11	11.00
Hourly Total	0	0	52	2	4	0	1	0	59	60.30
Hourly Average	0.00	0.00	13.00	0.50	1.00	0.00	0.25	0.00	14.75	15.08
1000 - 1015	0	0	11	0	4	1	0	0	16	16.50
1015 - 1030	0	0	8	0	1	0	0	0	9	9.00
1030 - 1045	0	0	9	0	2	0	0	0	11	11.00
1045 - 1100	0	0	9	1	1	0	0	0	11	11.00
Hourly Total	0	0	37	1	8	1	0	0	47	47.50
Hourly Average	0.00	0.00	9.25	0.25	2.00	0.25	0.00	0.00	11.75	11.88
1100 - 1115	0	0	2	0	1	0	0	0	3	3.00
1115 - 1130	0	0	8	1	0	0	1	0	10	11.30
1130 - 1145	0	0	5	0	1	0	0	0	6	6.00
1145 - 1200	0	0	10	0	2	1	0	0	13	13.50
Hourly Total	0	0	25	1	4	1	1	0	32	33.80
Hourly Average	0.00	0.00	6.25	0.25	1.00	0.25	0.25	0.00	8.00	8.45
1200 - 1215	0	0	13	0	1	0	0	0	14	14.00
1215 - 1230	0	0	9	0	2	0	0	0	11	11.00
1230 - 1245	0	0	9	0	2	0	0	0	11	11.00
1245 - 1300	0	0	17	0	1	0	0	0	18	18.00
Hourly Total	0	0	48	0	6	0	0	0	54	54.00
Hourly Average	0.00	0.00	12.00	0.00	1.50	0.00	0.00	0.00	13.50	13.50
1300 - 1315	0	0	8	0	2	1	0	0	11	11.50
1315 - 1330	0	0	18	0	2	0	0	0	20	20.00
1330 - 1345	0	0	10	0	1	0	0	0	11	11.00
1345 - 1400	0	0	11	0	1	0	0	0	12	12.00
Hourly Total	0	0	47	0	6	1	0	0	54	54.50
Hourly Average	0.00	0.00	11.75	0.00	1.50	0.25	0.00	0.00	13.50	13.63
1400 - 1415	0	0	6	0	1	0	0	0	7	7.00
1415 - 1430	0	0	16	0	4	0	0	0	20	20.00
1430 - 1445	0	0	10	0	3	0	0	0	13	13.00
1445 - 1500	0	0	23	1	2	1	0	0	27	27.50
Hourly Total	0	0	55	1	10	1	0	0	67	67.50
Hourly Average	0.00	0.00	13.75	0.25	2.50	0.25	0.00	0.00	16.75	16.88
1500 - 1515	0	0	21	0	0	0	0	0	21	21.00
1515 - 1530	0	0	26	0	2	1	0	0	29	29.50
1530 - 1545	0	0	18	0	1	0	0	1	20	21.00
1545 - 1600	0	0	22	0	0	0	0	0	22	22.00
Hourly Total	0	0	87	0	3	1	0	1	92	93.50
Hourly Average	0.00	0.00	21.75	0.00	0.75	0.25	0.00	0.25	23.00	23.38
1600 - 1615	0	0	16	0	0	1	0	0	17	17.50
1615 - 1630	0	0	21	0	3	0	0	1	25	26.00
1630 - 1645	0	1	13	0	1	0	0	0	15	14.40
1645 - 1700	0	0	24	0	0	0	0	0	24	24.00
Hourly Total	0	1	74	0	4	1	0	1	81	81.90
Hourly Average	0.00	0.25	18.50	0.00	1.00	0.25	0.00	0.25	20.25	20.48
1700 - 1715	0	0	13	0	0	0	0	0	13	13.00
1715 - 1730	0	0	14	0	2	0	0	0	16	16.00
1730 - 1745	0	1	22	0	0	0	0	0	23	22.40
1745 - 1800	0	0	15	0	0	0	0	0	15	15.00
Hourly Total	0	1	64	0	2	0	0	0	67	66.40
Hourly Average	0.00	0.25	16.00	0.00	0.50	0.00	0.00	0.00	16.75	16.60
1800 - 1815	0	0	14	0	2	0	0	0	16	16.00
1815 - 1830	0	0	14	0	0	0	0	0	14	14.00
1830 - 1845	0	0	11	0	1	0	0	0	12	12.00
1845 - 1900	1	0	10	0	1	0	0	0	12	11.20
Hourly Total	1	0	49	0	4	0	0	0	54	53.20
Hourly Average	0.25	0.00	12.25	0.00	1.00	0.00	0.00	0.00	13.50	13.30

Session Total	1	3	668	5	61	6	2	6	752	761.00
Session Average	0.02	0.06	13.92	0.10	1.27	0.13	0.04	0.13	15.67	15.85

Kirkby
Classified Junction Count

Site 2 of 12
A506 Valley Road (North)
Bewley Drive
A506 Valley Road (South)
B5192 Whitefield Drive

Lat/Long
lat 53.476395° lon -2.895749°

Date
Thursday 20 October 2022

Weather
Sunny Intervals
Temp: 14°C

0700 - 1900 (Thursday 12H Session)

	Movement 2.12: Right from B5192 Whitefield Drive to A506 Valley Road (South)								Original Data	
TIME	P/CYCLE	M/CYCLE	CAR	TAXI	LGV	OGV1	OGV2	BUS/COACH	TOTAL	PCU TOTAL
0700 - 0715	0	0	55	0	14	2	0	4	75	80.00
0715 - 0730	0	0	67	0	20	0	0	1	88	89.00
0730 - 0745	0	1	75	0	20	2	1	2	101	104.70
0745 - 0800	0	0	91	2	20	0	0	2	115	117.00
Hourly Total	0	1	288	2	74	4	1	9	379	390.70
Hourly Average	0.00	0.25	72.00	0.50	18.50	1.00	0.25	2.25	94.75	97.68
0800 - 0815	0	0	92	6	18	2	1	3	122	127.30
0815 - 0830	0	0	85	2	15	3	0	2	107	110.50
0830 - 0845	0	0	76	2	12	2	2	2	96	101.60
0845 - 0900	0	0	86	1	12	1	0	1	101	102.50
Hourly Total	0	0	339	11	57	8	3	8	426	441.90
Hourly Average	0.00	0.00	84.75	2.75	14.25	2.00	0.75	2.00	106.50	110.48
0900 - 0915	0	1	80	2	10	1	0	3	97	99.90
0915 - 0930	0	0	48	1	13	0	0	3	65	68.00
0930 - 0945	0	0	51	0	7	1	0	2	61	63.50
0945 - 1000	0	0	33	0	5	1	3	3	45	52.40
Hourly Total	0	1	212	3	35	3	3	11	268	283.80
Hourly Average	0.00	0.25	53.00	0.75	8.75	0.75	0.75	2.75	67.00	70.95
1000 - 1015	0	0	37	1	7	1	0	2	48	50.50
1015 - 1030	0	0	46	0	10	1	0	3	60	63.50
1030 - 1045	0	0	42	1	7	1	0	2	53	55.50
1045 - 1100	0	0	31	1	5	0	2	0	39	41.60
Hourly Total	0	0	156	3	29	3	2	7	200	211.10
Hourly Average	0.00	0.00	39.00	0.75	7.25	0.75	0.50	1.75	50.00	52.78
1100 - 1115	0	0	40	0	6	0	2	4	52	58.60
1115 - 1130	0	0	42	0	5	0	0	2	49	51.00
1130 - 1145	0	0	40	1	5	0	0	2	48	50.00
1145 - 1200	0	0	46	0	3	0	0	2	51	53.00
Hourly Total	0	0	168	1	19	0	2	10	200	212.60
Hourly Average	0.00	0.00	42.00	0.25	4.75	0.00	0.50	2.50	50.00	53.15
1200 - 1215	0	1	41	0	6	0	2	4	54	60.00
1215 - 1230	0	0	44	1	8	0	0	2	55	57.00
1230 - 1245	0	1	33	1	5	0	0	2	42	43.40
1245 - 1300	0	2	42	1	9	2	0	2	58	59.80
Hourly Total	0	4	160	3	28	2	2	10	209	220.20
Hourly Average	0.00	1.00	40.00	0.75	7.00	0.50	0.50	2.50	52.25	55.05
1300 - 1315	0	0	46	0	4	0	1	2	53	56.30
1315 - 1330	0	1	45	0	9	0	1	2	58	60.70
1330 - 1345	0	0	46	1	6	0	3	2	58	63.90
1345 - 1400	0	0	48	0	2	0	0	2	52	54.00
Hourly Total	0	1	185	1	21	0	5	8	221	234.90
Hourly Average	0.00	0.25	46.25	0.25	5.25	0.00	1.25	2.00	55.25	58.73
1400 - 1415	0	0	34	1	5	1	0	2	43	45.50
1415 - 1430	0	0	50	1	12	0	2	3	68	73.60
1430 - 1445	0	0	47	0	10	2	2	3	64	70.60
1445 - 1500	0	0	57	1	6	0	0	1	65	66.00
Hourly Total	0	0	188	3	33	3	4	9	240	255.70
Hourly Average	0.00	0.00	47.00	0.75	8.25	0.75	1.00	2.25	60.00	63.93
1500 - 1515	0	0	42	1	11	0	0	3	57	60.00
1515 - 1530	0	0	59	0	8	1	0	3	71	74.50
1530 - 1545	0	0	42	4	11	1	1	2	61	64.80
1545 - 1600	0	0	63	1	6	0	1	4	75	80.30
Hourly Total	0	0	206	6	36	2	2	12	264	279.60
Hourly Average	0.00	0.00	51.50	1.50	9.00	0.50	0.50	3.00	66.00	69.90
1600 - 1615	0	0	56	1	9	0	0	1	67	68.00
1615 - 1630	0	0	51	0	13	0	0	3	67	70.00
1630 - 1645	0	1	56	1	14	2	0	4	78	82.40
1645 - 1700	0	1	55	3	13	0	0	2	74	75.40
Hourly Total	0	2	218	5	49	2	0	10	286	295.80
Hourly Average	0.00	0.50	54.50	1.25	12.25	0.50	0.00	2.50	71.50	73.95
1700 - 1715	0	1	65	0	10	0	0	2	78	79.40
1715 - 1730	0	0	67	0	3	0	0	2	72	74.00
1730 - 1745	0	0	57	1	1	0	0	4	63	67.00
1745 - 1800	0	0	60	2	1	0	0	2	65	67.00
Hourly Total	0	1	249	3	15	0	0	10	278	287.40
Hourly Average	0.00	0.25	62.25	0.75	3.75	0.00	0.00	2.50	69.50	71.85
1800 - 1815	1	0	36	1	5	0	0	3	46	48.20
1815 - 1830	0	0	45	1	2	0	0	1	49	50.00
1830 - 1845	0	0	46	0	1	0	0	4	51	55.00
1845 - 1900	0	0	51	0	4	0	0	2	57	59.00
Hourly Total	1	0	178	2	12	0	0	10	203	212.20
Hourly Average	0.25	0.00	44.50	0.50	3.00	0.00	0.00	2.50	50.75	53.05

Session Total	1	10	2547	43	408	27	24	114	3174	3325.90
Session Average	0.02	0.21	53.06	0.90	8.50	0.56	0.50	2.38	66.13	69.29

Kirkby
Classified Junction Count

Site 3 of 12
A506 Valley Road (East)
M57 (South)
A506 Valley Road (West)
M57 (North)

Lat/Long
lat 53.473419° lon -2.901451°

Date
Thursday 20 October 2022

Weather
Sunny Intervals
Temp: 14°C

0700 - 1900 (Thursday 12H Session)

	Movement 4.1: Left from A506 Valley Road (East) to M57 (South)								Original Data	
TIME	P/CYCLE	M/CYCLE	CAR	TAXI	LGV	OGV1	OGV2	BUS/COACH	TOTAL	PCU TOTAL
0700 - 0715	0	0	70	1	29	1	0	0	101	101.50
0715 - 0730	0	0	98	0	23	0	1	0	122	123.30
0730 - 0745	0	1	122	0	33	0	2	1	159	162.00
0745 - 0800	0	0	148	0	33	1	1	1	184	186.80
Hourly Total	0	1	438	1	118	2	4	2	566	573.60
Hourly Average	0.00	0.25	109.50	0.25	29.50	0.50	1.00	0.50	141.50	143.40
0800 - 0815	0	0	132	5	26	1	0	1	165	166.50
0815 - 0830	0	0	118	5	21	0	0	0	144	144.00
0830 - 0845	0	0	110	4	18	0	3	1	136	140.90
0845 - 0900	0	0	101	1	13	1	1	0	117	118.80
Hourly Total	0	0	461	15	78	2	4	2	562	570.20
Hourly Average	0.00	0.00	115.25	3.75	19.50	0.50	1.00	0.50	140.50	142.55
0900 - 0915	0	0	111	0	18	2	0	1	132	134.00
0915 - 0930	0	0	67	1	10	1	3	0	82	86.40
0930 - 0945	0	0	46	0	7	3	0	0	56	57.50
0945 - 1000	0	0	36	0	8	1	5	0	50	57.00
Hourly Total	0	0	260	1	43	7	8	1	320	334.90
Hourly Average	0.00	0.00	65.00	0.25	10.75	1.75	2.00	0.25	80.00	83.73
1000 - 1015	0	0	39	0	11	3	1	0	54	56.80
1015 - 1030	0	0	53	0	12	2	2	0	69	72.60
1030 - 1045	0	0	47	0	13	1	2	0	63	66.10
1045 - 1100	0	0	39	1	9	0	2	0	51	53.60
Hourly Total	0	0	178	1	45	6	7	0	237	249.10
Hourly Average	0.00	0.00	44.50	0.25	11.25	1.50	1.75	0.00	59.25	62.28
1100 - 1115	0	0	41	2	5	1	2	0	51	54.10
1115 - 1130	0	0	37	1	10	0	0	0	48	48.00
1130 - 1145	0	0	49	0	6	3	2	0	60	64.10
1145 - 1200	0	0	52	1	11	1	1	0	66	67.80
Hourly Total	0	0	179	4	32	5	5	0	225	234.00
Hourly Average	0.00	0.00	44.75	1.00	8.00	1.25	1.25	0.00	56.25	58.50
1200 - 1215	0	0	62	1	12	1	4	1	81	87.70
1215 - 1230	0	0	49	1	13	0	1	0	64	65.30
1230 - 1245	0	0	50	0	8	1	0	0	59	59.50
1245 - 1300	0	0	47	1	18	0	0	0	66	66.00
Hourly Total	0	0	208	3	51	2	5	1	270	278.50
Hourly Average	0.00	0.00	52.00	0.75	12.75	0.50	1.25	0.25	67.50	69.63
1300 - 1315	0	0	58	1	9	2	4	0	74	80.20
1315 - 1330	0	0	49	0	10	0	3	0	62	65.90
1330 - 1345	0	0	68	2	16	1	3	0	90	94.40
1345 - 1400	0	0	53	0	10	0	2	0	65	67.60
Hourly Total	0	0	228	3	45	3	12	0	291	308.10
Hourly Average	0.00	0.00	57.00	0.75	11.25	0.75	3.00	0.00	72.75	77.03
1400 - 1415	0	0	58	0	9	1	0	0	68	68.50
1415 - 1430	0	0	69	1	13	0	2	0	85	87.60
1430 - 1445	0	0	69	0	18	5	4	0	96	103.70
1445 - 1500	0	0	57	2	19	0	0	0	78	78.00
Hourly Total	0	0	253	3	59	6	6	0	327	337.80
Hourly Average	0.00	0.00	63.25	0.75	14.75	1.50	1.50	0.00	81.75	84.45
1500 - 1515	0	0	53	2	15	0	2	1	73	76.60
1515 - 1530	0	0	81	3	16	1	2	4	107	114.10
1530 - 1545	0	0	61	2	11	2	0	0	76	77.00
1545 - 1600	0	0	91	0	19	1	1	0	112	113.80
Hourly Total	0	0	286	7	61	4	5	5	368	381.50
Hourly Average	0.00	0.00	71.50	1.75	15.25	1.00	1.25	1.25	92.00	95.38
1600 - 1615	0	0	92	0	15	0	0	0	107	107.00
1615 - 1630	0	0	74	0	21	0	0	0	95	95.00
1630 - 1645	0	1	89	2	12	2	0	1	107	108.40
1645 - 1700	0	0	71	2	16	0	0	0	89	89.00
Hourly Total	0	1	326	4	64	2	0	1	398	399.40
Hourly Average	0.00	0.25	81.50	1.00	16.00	0.50	0.00	0.25	99.50	99.85
1700 - 1715	0	0	107	0	16	0	0	0	123	123.00
1715 - 1730	0	0	84	1	7	1	1	1	95	97.80
1730 - 1745	0	0	62	1	6	1	0	0	70	70.50
1745 - 1800	0	0	67	0	4	0	0	0	71	71.00
Hourly Total	0	0	320	2	33	2	1	1	359	362.30
Hourly Average	0.00	0.00	80.00	0.50	8.25	0.50	0.25	0.25	89.75	90.58
1800 - 1815	0	0	45	0	5	0	0	0	50	50.00
1815 - 1830	0	0	62	0	7	0	0	0	69	69.00
1830 - 1845	0	0	60	0	6	0	0	0	66	66.00
1845 - 1900	0	0	50	1	5	0	0	0	56	56.00
Hourly Total	0	0	217	1	23	0	0	0	241	241.00
Hourly Average	0.00	0.00	54.25	0.25	5.75	0.00	0.00	0.00	60.25	60.25

Session Total	0	2	3354	45	652	41	57	13	4164	4270.40
Session Average	0.00	0.04	69.88	0.94	13.58	0.85	1.19	0.27	86.75	88.97

Kirkby
Classified Junction Count

Site 3 of 12
A506 Valley Road (East)
M57 (South)
A506 Valley Road (West)
M57 (North)

Lat/Long
lat 53.473419° lon -2.901451°

Date
Thursday 20 October 2022

Weather
Sunny Intervals
Temp: 14°C

0700 - 1900 (Thursday 12H Session)

	Movement 4.2: Westbound from A506 Valley Road (East) to A506 Valley Road (West)								Original Data	
TIME	P/CYCLE	M/CYCLE	CAR	TAXI	LGV	OGV1	OGV2	BUS/COACH	TOTAL	PCU TOTAL
0700 - 0715	0	0	119	0	18	2	0	4	143	148.00
0715 - 0730	0	1	158	0	29	0	2	2	192	196.00
0730 - 0745	0	1	151	0	32	5	2	1	192	197.50
0745 - 0800	0	0	185	0	27	3	0	2	217	220.50
Hourly Total	0	2	613	0	106	10	4	9	744	762.00
Hourly Average	0.00	0.50	153.25	0.00	26.50	2.50	1.00	2.25	186.00	190.50
0800 - 0815	0	0	181	2	20	2	1	5	211	218.30
0815 - 0830	0	0	166	0	31	6	3	2	208	216.90
0830 - 0845	0	0	142	1	11	4	1	2	161	166.30
0845 - 0900	0	1	147	2	19	2	1	3	175	179.70
Hourly Total	0	1	636	5	81	14	6	12	755	781.20
Hourly Average	0.00	0.25	159.00	1.25	20.25	3.50	1.50	3.00	188.75	195.30
0900 - 0915	0	2	112	1	20	2	0	2	139	140.80
0915 - 0930	0	1	86	0	19	1	1	3	111	115.20
0930 - 0945	0	0	106	1	11	4	0	2	124	128.00
0945 - 1000	0	0	83	0	10	0	2	2	97	101.60
Hourly Total	0	3	387	2	60	7	3	9	471	485.60
Hourly Average	0.00	0.75	96.75	0.50	15.00	1.75	0.75	2.25	117.75	121.40
1000 - 1015	0	0	83	2	11	3	0	3	102	106.50
1015 - 1030	1	0	65	0	6	4	1	3	80	85.50
1030 - 1045	0	0	92	0	9	3	1	1	106	109.80
1045 - 1100	0	0	89	0	8	0	3	1	101	105.90
Hourly Total	1	0	329	2	34	10	5	8	389	407.70
Hourly Average	0.25	0.00	82.25	0.50	8.50	2.50	1.25	2.00	97.25	101.93
1100 - 1115	0	1	91	2	13	5	0	4	116	121.90
1115 - 1130	0	0	87	2	11	0	1	2	103	106.30
1130 - 1145	0	0	100	0	7	2	1	2	112	116.30
1145 - 1200	0	0	83	1	5	1	1	2	93	96.80
Hourly Total	0	1	361	5	36	8	3	10	424	441.30
Hourly Average	0.00	0.25	90.25	1.25	9.00	2.00	0.75	2.50	106.00	110.33
1200 - 1215	0	1	105	0	7	0	0	4	117	120.40
1215 - 1230	0	0	105	1	13	0	0	2	121	123.00
1230 - 1245	0	1	91	0	9	0	0	2	103	104.40
1245 - 1300	0	2	95	1	25	1	0	2	126	127.30
Hourly Total	0	4	396	2	54	1	0	10	467	475.10
Hourly Average	0.00	1.00	99.00	0.50	13.50	0.25	0.00	2.50	116.75	118.78
1300 - 1315	0	0	91	0	4	0	1	2	98	101.30
1315 - 1330	0	1	80	0	15	1	0	2	99	100.90
1330 - 1345	0	0	88	0	10	1	0	2	101	103.50
1345 - 1400	0	0	114	2	7	4	0	2	129	133.00
Hourly Total	0	1	373	2	36	6	1	8	427	438.70
Hourly Average	0.00	0.25	93.25	0.50	9.00	1.50	0.25	2.00	106.75	109.68
1400 - 1415	0	0	100	1	15	3	0	2	121	124.50
1415 - 1430	0	0	104	1	13	1	0	3	122	125.50
1430 - 1445	0	0	101	0	10	5	1	3	120	126.80
1445 - 1500	0	0	127	4	7	1	0	1	140	141.50
Hourly Total	0	0	432	6	45	10	1	9	503	518.30
Hourly Average	0.00	0.00	108.00	1.50	11.25	2.50	0.25	2.25	125.75	129.58
1500 - 1515	0	0	91	1	10	2	0	3	107	111.00
1515 - 1530	0	0	121	0	8	3	0	1	133	135.50
1530 - 1545	0	0	140	3	16	1	3	4	167	175.40
1545 - 1600	0	0	120	0	11	1	0	3	135	138.50
Hourly Total	0	0	472	4	45	7	3	11	542	560.40
Hourly Average	0.00	0.00	118.00	1.00	11.25	1.75	0.75	2.75	135.50	140.10
1600 - 1615	0	0	137	1	16	0	0	3	157	160.00
1615 - 1630	0	0	117	0	19	3	1	3	143	148.80
1630 - 1645	0	1	162	2	20	2	0	3	190	193.40
1645 - 1700	0	1	119	0	17	0	0	2	139	140.40
Hourly Total	0	2	535	3	72	5	1	11	629	642.60
Hourly Average	0.00	0.50	133.75	0.75	18.00	1.25	0.25	2.75	157.25	160.65
1700 - 1715	0	2	142	1	16	1	0	3	165	167.30
1715 - 1730	0	0	161	1	11	1	0	1	175	176.50
1730 - 1745	0	1	143	0	11	0	0	5	160	164.40
1745 - 1800	0	0	125	3	14	0	0	3	145	148.00
Hourly Total	0	3	571	5	52	2	0	12	645	656.20
Hourly Average	0.00	0.75	142.75	1.25	13.00	0.50	0.00	3.00	161.25	164.05
1800 - 1815	1	0	112	1	8	0	0	3	125	127.20
1815 - 1830	0	1	102	1	2	1	0	1	108	108.90
1830 - 1845	0	0	108	0	5	0	0	5	118	123.00
1845 - 1900	0	0	98	0	4	0	0	2	104	106.00
Hourly Total	1	1	420	2	19	1	0	11	455	465.10
Hourly Average	0.25	0.25	105.00	0.50	4.75	0.25	0.00	2.75	113.75	116.28

Session Total	2	18	5525	38	640	81	27	120	6451	6634.20
Session Average	0.04	0.38	115.10	0.79	13.33	1.69	0.56	2.50	134.40	138.21

Kirkby
Classified Junction Count

Site 3 of 12
A506 Valley Road (East)
M57 (South)
A506 Valley Road (West)
M57 (North)

Lat/Long
lat 53.473419° lon -2.901451°

Date
Thursday 20 October 2022

Weather
Sunny Intervals
Temp: 14°C

0700 - 1900 (Thursday 12H Session)

	Movement 4.3: Right from A506 Valley Road (East) to M57 (North)								Original Data	
TIME	P/CYCLE	M/CYCLE	CAR	TAXI	LGV	OGV1	OGV2	BUS/COACH	TOTAL	PCU TOTAL
0700 - 0715	0	0	11	0	3	0	0	0	14	14.00
0715 - 0730	0	0	12	1	7	0	0	0	20	20.00
0730 - 0745	0	0	29	0	17	0	0	0	46	46.00
0745 - 0800	0	0	29	3	3	0	0	0	35	35.00
Hourly Total	0	0	81	4	30	0	0	0	115	115.00
Hourly Average	0.00	0.00	20.25	1.00	7.50	0.00	0.00	0.00	28.75	28.75
0800 - 0815	0	0	35	2	6	1	0	0	44	44.50
0815 - 0830	0	0	18	3	6	0	0	0	27	27.00
0830 - 0845	0	0	33	0	8	0	0	0	41	41.00
0845 - 0900	0	0	27	2	4	2	0	0	35	36.00
Hourly Total	0	0	113	7	24	3	0	0	147	148.50
Hourly Average	0.00	0.00	28.25	1.75	6.00	0.75	0.00	0.00	36.75	37.13
0900 - 0915	0	0	30	2	8	1	1	0	42	43.80
0915 - 0930	0	1	25	0	6	1	0	0	33	32.90
0930 - 0945	0	0	25	0	3	0	0	0	28	28.00
0945 - 1000	0	0	19	1	5	1	0	0	26	26.50
Hourly Total	0	1	99	3	22	3	1	0	129	131.20
Hourly Average	0.00	0.25	24.75	0.75	5.50	0.75	0.25	0.00	32.25	32.80
1000 - 1015	0	0	25	0	2	0	2	0	29	31.60
1015 - 1030	0	0	27	1	2	2	0	0	32	33.00
1030 - 1045	0	0	35	2	6	1	0	0	44	44.50
1045 - 1100	0	0	21	3	3	0	0	0	27	27.00
Hourly Total	0	0	108	6	13	3	2	0	132	136.10
Hourly Average	0.00	0.00	27.00	1.50	3.25	0.75	0.50	0.00	33.00	34.03
1100 - 1115	0	0	24	0	3	0	0	0	27	27.00
1115 - 1130	0	0	30	0	2	1	0	0	33	33.50
1130 - 1145	0	0	25	2	5	0	0	0	32	32.00
1145 - 1200	0	0	28	2	5	1	0	0	36	36.50
Hourly Total	0	0	107	4	15	2	0	0	128	129.00
Hourly Average	0.00	0.00	26.75	1.00	3.75	0.50	0.00	0.00	32.00	32.25
1200 - 1215	0	0	35	2	3	0	1	0	41	42.30
1215 - 1230	0	0	20	1	3	1	1	0	26	27.80
1230 - 1245	0	0	19	1	2	0	0	0	22	22.00
1245 - 1300	0	0	26	0	0	1	0	0	27	27.50
Hourly Total	0	0	100	4	8	2	2	0	116	119.60
Hourly Average	0.00	0.00	25.00	1.00	2.00	0.50	0.50	0.00	29.00	29.90
1300 - 1315	0	0	30	1	8	0	0	0	39	39.00
1315 - 1330	0	0	23	1	5	0	0	0	29	29.00
1330 - 1345	0	0	37	1	4	1	1	0	44	45.80
1345 - 1400	0	0	20	2	2	0	0	0	24	24.00
Hourly Total	0	0	110	5	19	1	1	0	136	137.80
Hourly Average	0.00	0.00	27.50	1.25	4.75	0.25	0.25	0.00	34.00	34.45
1400 - 1415	0	0	25	2	6	0	1	0	34	35.30
1415 - 1430	0	0	40	1	8	1	0	0	50	50.50
1430 - 1445	0	0	33	1	3	0	2	0	39	41.60
1445 - 1500	0	0	23	0	5	0	0	0	28	28.00
Hourly Total	0	0	121	4	22	1	3	0	151	155.40
Hourly Average	0.00	0.00	30.25	1.00	5.50	0.25	0.75	0.00	37.75	38.85
1500 - 1515	0	0	27	1	7	0	0	0	35	35.00
1515 - 1530	0	0	37	5	8	0	0	0	50	50.00
1530 - 1545	0	0	35	2	9	0	1	0	47	48.30
1545 - 1600	0	0	45	3	2	1	1	1	53	55.80
Hourly Total	0	0	144	11	26	1	2	1	185	189.10
Hourly Average	0.00	0.00	36.00	2.75	6.50	0.25	0.50	0.25	46.25	47.28
1600 - 1615	0	0	33	1	4	0	0	0	38	38.00
1615 - 1630	0	0	33	2	4	0	0	0	39	39.00
1630 - 1645	0	0	57	1	5	0	0	0	63	63.00
1645 - 1700	0	0	34	2	6	1	0	0	43	43.50
Hourly Total	0	0	157	6	19	1	0	0	183	183.50
Hourly Average	0.00	0.00	39.25	1.50	4.75	0.25	0.00	0.00	45.75	45.88
1700 - 1715	0	1	50	2	5	0	0	0	58	57.40
1715 - 1730	0	0	31	0	7	0	0	0	38	38.00
1730 - 1745	0	0	20	2	1	0	0	0	23	23.00
1745 - 1800	0	0	30	1	1	0	0	0	32	32.00
Hourly Total	0	1	131	5	14	0	0	0	151	150.40
Hourly Average	0.00	0.25	32.75	1.25	3.50	0.00	0.00	0.00	37.75	37.60
1800 - 1815	0	0	23	1	3	0	0	0	27	27.00
1815 - 1830	1	0	34	1	3	0	0	0	39	38.20
1830 - 1845	0	0	16	1	1	0	0	0	18	18.00
1845 - 1900	0	0	22	0	5	0	0	0	27	27.00
Hourly Total	1	0	95	3	12	0	0	0	111	110.20
Hourly Average	0.25	0.00	23.75	0.75	3.00	0.00	0.00	0.00	27.75	27.55
Session Total	1	2	1366	62	224	17	11	1	1684	1705.80
Session Average	0.02	0.04	28.46	1.29	4.67	0.35	0.23	0.02	35.08	35.54

Kirkby
Classified Junction Count

Site 3 of 12
A506 Valley Road (East)
M57 (South)
A506 Valley Road (West)
M57 (North)

Lat/Long
lat 53.473419° lon -2.901451°

Date
Thursday 20 October 2022

Weather
Sunny Intervals
Temp: 14°C

0700 - 1900 (Thursday 12H Session)

	Movement 4.4: U-Turn from A506 Valley Road (East) to A506 Valley Road (East)								Original Data	
TIME	P/CYCLE	M/CYCLE	CAR	TAXI	LGV	OGV1	OGV2	BUS/COACH	TOTAL	PCU TOTAL
0700 - 0715	0	0	0	0	0	0	0	0	0	0.00
0715 - 0730	0	0	0	0	0	0	0	0	0	0.00
0730 - 0745	0	0	0	0	0	0	0	0	0	0.00
0745 - 0800	0	0	0	0	0	0	0	0	0	0.00
Hourly Total	0	0	0	0	0	0	0	0	0	0.00
Hourly Average	0.00	0.00	0.00	0.00	0.00	0.00	0.00	0.00	0.00	0.00
0800 - 0815	0	0	0	0	0	0	0	0	0	0.00
0815 - 0830	0	0	0	0	0	0	0	0	0	0.00
0830 - 0845	0	0	1	0	0	0	0	0	1	1.00
0845 - 0900	0	0	0	0	0	0	0	0	0	0.00
Hourly Total	0	0	1	0	0	0	0	0	1	1.00
Hourly Average	0.00	0.00	0.25	0.00	0.00	0.00	0.00	0.00	0.25	0.25
0900 - 0915	0	0	0	0	0	0	0	0	0	0.00
0915 - 0930	0	0	1	0	0	0	0	0	1	1.00
0930 - 0945	0	0	0	0	0	0	0	0	0	0.00
0945 - 1000	0	0	1	0	0	0	0	0	1	1.00
Hourly Total	0	0	2	0	0	0	0	0	2	2.00
Hourly Average	0.00	0.00	0.50	0.00	0.00	0.00	0.00	0.00	0.50	0.50
1000 - 1015	0	0	0	0	0	0	0	0	0	0.00
1015 - 1030	0	0	1	0	0	0	0	0	1	1.00
1030 - 1045	0	0	0	0	0	0	0	0	0	0.00
1045 - 1100	0	0	1	0	1	0	0	0	2	2.00
Hourly Total	0	0	2	0	1	0	0	0	3	3.00
Hourly Average	0.00	0.00	0.50	0.00	0.25	0.00	0.00	0.00	0.75	0.75
1100 - 1115	0	0	0	0	0	0	0	0	0	0.00
1115 - 1130	0	0	0	0	0	0	0	0	0	0.00
1130 - 1145	0	0	1	0	0	0	0	0	1	1.00
1145 - 1200	0	0	0	0	0	0	0	0	0	0.00
Hourly Total	0	0	1	0	0	0	0	0	1	1.00
Hourly Average	0.00	0.00	0.25	0.00	0.00	0.00	0.00	0.00	0.25	0.25
1200 - 1215	0	0	1	0	0	0	0	0	1	1.00
1215 - 1230	0	0	0	0	0	0	0	0	0	0.00
1230 - 1245	0	0	0	0	1	0	0	0	1	1.00
1245 - 1300	0	0	0	0	0	0	0	0	0	0.00
Hourly Total	0	0	1	0	1	0	0	0	2	2.00
Hourly Average	0.00	0.00	0.25	0.00	0.25	0.00	0.00	0.00	0.50	0.50
1300 - 1315	0	0	0	0	0	0	0	0	0	0.00
1315 - 1330	0	0	0	0	0	0	0	0	0	0.00
1330 - 1345	0	0	0	0	0	0	0	0	0	0.00
1345 - 1400	0	0	0	0	0	0	0	0	0	0.00
Hourly Total	0	0	0	0	0	0	0	0	0	0.00
Hourly Average	0.00	0.00	0.00	0.00	0.00	0.00	0.00	0.00	0.00	0.00
1400 - 1415	0	0	0	0	0	0	0	0	0	0.00
1415 - 1430	0	0	0	0	0	0	0	0	0	0.00
1430 - 1445	0	0	0	0	0	0	0	0	0	0.00
1445 - 1500	0	0	0	0	0	0	0	0	0	0.00
Hourly Total	0	0	0	0	0	0	0	0	0	0.00
Hourly Average	0.00	0.00	0.00	0.00	0.00	0.00	0.00	0.00	0.00	0.00
1500 - 1515	0	0	0	0	0	0	0	0	0	0.00
1515 - 1530	0	0	0	0	0	0	0	0	0	0.00
1530 - 1545	0	0	0	0	0	0	0	0	0	0.00
1545 - 1600	0	0	0	0	0	0	0	0	0	0.00
Hourly Total	0	0	0	0	0	0	0	0	0	0.00
Hourly Average	0.00	0.00	0.00	0.00	0.00	0.00	0.00	0.00	0.00	0.00
1600 - 1615	0	0	0	0	0	0	0	0	0	0.00
1615 - 1630	0	0	1	0	0	0	0	0	1	1.00
1630 - 1645	0	0	0	0	0	0	0	0	0	0.00
1645 - 1700	0	0	1	0	1	0	0	0	2	2.00
Hourly Total	0	0	2	0	1	0	0	0	3	3.00
Hourly Average	0.00	0.00	0.50	0.00	0.25	0.00	0.00	0.00	0.75	0.75
1700 - 1715	0	0	0	0	0	0	0	0	0	0.00
1715 - 1730	0	0	1	0	0	0	0	0	1	1.00
1730 - 1745	0	0	0	0	0	0	0	0	0	0.00
1745 - 1800	0	0	0	0	0	0	0	0	0	0.00
Hourly Total	0	0	1	0	0	0	0	0	1	1.00
Hourly Average	0.00	0.00	0.25	0.00	0.00	0.00	0.00	0.00	0.25	0.25
1800 - 1815	0	0	0	0	0	0	0	0	0	0.00
1815 - 1830	0	0	0	0	0	0	0	0	0	0.00
1830 - 1845	0	0	0	0	0	0	0	0	0	0.00
1845 - 1900	0	0	0	0	0	0	0	0	0	0.00
Hourly Total	0	0	0	0	0	0	0	0	0	0.00
Hourly Average	0.00	0.00	0.00	0.00	0.00	0.00	0.00	0.00	0.00	0.00

Session Total	0	0	10	0	3	0	0	0	13	13.00
Session Average	0.00	0.00	0.21	0.00	0.06	0.00	0.00	0.00	0.27	0.27

Kirkby
Classified Junction Count

Site 3 of 12
A506 Valley Road (East)
M57 (South)
A506 Valley Road (West)
M57 (North)

Lat/Long
lat 53.473419° lon -2.901451°

Date
Thursday 20 October 2022

Weather
Sunny Intervals
Temp: 14°C

0700 - 1900 (Thursday 12H Session)

	Movement 4.5: Left from M57 (South) to A506 Valley Road (West)								Original Data	
TIME	P/CYCLE	M/CYCLE	CAR	TAXI	LGV	OGV1	OGV2	BUS/COACH	TOTAL	PCU TOTAL
0700 - 0715	0	0	66	0	6	2	2	2	78	83.60
0715 - 0730	0	0	102	0	8	1	1	0	112	113.80
0730 - 0745	0	0	125	1	10	1	0	0	137	137.50
0745 - 0800	0	0	126	0	20	0	2	0	148	150.60
Hourly Total	0	0	419	1	44	4	5	2	475	485.50
Hourly Average	0.00	0.00	104.75	0.25	11.00	1.00	1.25	0.50	118.75	121.38
0800 - 0815	0	1	121	1	32	2	1	1	159	161.70
0815 - 0830	0	1	120	3	11	3	0	1	139	140.90
0830 - 0845	0	0	120	3	10	3	0	0	136	137.50
0845 - 0900	0	0	98	2	5	3	3	0	111	116.40
Hourly Total	0	2	459	9	58	11	4	2	545	556.50
Hourly Average	0.00	0.50	114.75	2.25	14.50	2.75	1.00	0.50	136.25	139.13
0900 - 0915	0	0	73	3	16	0	4	0	96	101.20
0915 - 0930	0	0	51	0	10	1	0	0	62	62.50
0930 - 0945	0	0	51	0	14	2	4	0	71	77.20
0945 - 1000	0	1	60	0	11	1	1	0	74	75.20
Hourly Total	0	1	235	3	51	4	9	0	303	316.10
Hourly Average	0.00	0.25	58.75	0.75	12.75	1.00	2.25	0.00	75.75	79.03
1000 - 1015	0	0	49	0	10	3	3	0	65	70.40
1015 - 1030	0	0	49	0	10	2	0	0	61	62.00
1030 - 1045	0	0	34	1	8	0	3	0	46	49.90
1045 - 1100	0	0	29	0	8	1	0	0	38	38.50
Hourly Total	0	0	161	1	36	6	6	0	210	220.80
Hourly Average	0.00	0.00	40.25	0.25	9.00	1.50	1.50	0.00	52.50	55.20
1100 - 1115	0	0	51	1	8	1	1	0	62	63.80
1115 - 1130	0	0	32	0	7	1	3	0	43	47.40
1130 - 1145	0	0	48	2	9	1	0	0	60	60.50
1145 - 1200	0	0	38	1	11	3	1	0	54	56.80
Hourly Total	0	0	169	4	35	6	5	0	219	228.50
Hourly Average	0.00	0.00	42.25	1.00	8.75	1.50	1.25	0.00	54.75	57.13
1200 - 1215	0	0	34	0	9	0	2	0	45	47.60
1215 - 1230	0	0	42	1	6	1	1	0	51	52.80
1230 - 1245	0	1	42	0	6	3	0	0	52	52.90
1245 - 1300	0	0	57	1	12	0	1	0	71	72.30
Hourly Total	0	1	175	2	33	4	4	0	219	225.60
Hourly Average	0.00	0.25	43.75	0.50	8.25	1.00	1.00	0.00	54.75	56.40
1300 - 1315	0	0	57	0	9	4	2	0	72	76.60
1315 - 1330	1	0	56	0	6	0	0	0	63	62.20
1330 - 1345	0	0	60	0	11	1	1	0	73	74.80
1345 - 1400	0	0	51	0	9	0	0	0	60	60.00
Hourly Total	1	0	224	0	35	5	3	0	268	273.60
Hourly Average	0.25	0.00	56.00	0.00	8.75	1.25	0.75	0.00	67.00	68.40
1400 - 1415	0	0	72	0	11	3	0	0	86	87.50
1415 - 1430	0	1	87	0	15	0	1	0	104	104.70
1430 - 1445	0	0	65	2	17	1	1	0	86	87.80
1445 - 1500	0	0	62	0	19	0	0	0	81	81.00
Hourly Total	0	1	286	2	62	4	2	0	357	361.00
Hourly Average	0.00	0.25	71.50	0.50	15.50	1.00	0.50	0.00	89.25	90.25
1500 - 1515	0	0	77	1	16	3	0	0	97	98.50
1515 - 1530	0	0	70	0	21	0	1	0	92	93.30
1530 - 1545	0	0	68	0	13	1	1	0	83	84.80
1545 - 1600	0	0	74	6	21	0	0	0	101	101.00
Hourly Total	0	0	289	7	71	4	2	0	373	377.60
Hourly Average	0.00	0.00	72.25	1.75	17.75	1.00	0.50	0.00	93.25	94.40
1600 - 1615	0	0	84	0	32	2	0	0	118	119.00
1615 - 1630	0	0	98	0	21	2	1	0	122	124.30
1630 - 1645	0	0	102	0	23	0	0	0	125	125.00
1645 - 1700	0	1	86	1	22	1	1	0	112	113.20
Hourly Total	0	1	370	1	98	5	2	0	477	481.50
Hourly Average	0.00	0.25	92.50	0.25	24.50	1.25	0.50	0.00	119.25	120.38
1700 - 1715	0	0	117	0	19	3	0	2	141	144.50
1715 - 1730	0	0	96	0	25	2	1	0	124	126.30
1730 - 1745	0	3	119	0	22	0	0	0	144	142.20
1745 - 1800	0	0	89	0	10	0	1	0	100	101.30
Hourly Total	0	3	421	0	76	5	2	2	509	514.30
Hourly Average	0.00	0.75	105.25	0.00	19.00	1.25	0.50	0.50	127.25	128.58
1800 - 1815	0	0	81	0	12	0	0	0	93	93.00
1815 - 1830	0	0	61	0	5	1	1	0	68	69.80
1830 - 1845	0	0	59	0	3	0	0	0	62	62.00
1845 - 1900	0	0	53	0	6	0	0	0	59	59.00
Hourly Total	0	0	254	0	26	1	1	0	282	283.80
Hourly Average	0.00	0.00	63.50	0.00	6.50	0.25	0.25	0.00	70.50	70.95

Session Total	1	9	3462	30	625	59	45	6	4237	4324.80
Session Average	0.02	0.19	72.13	0.63	13.02	1.23	0.94	0.13	88.27	90.10

Kirkby
Classified Junction Count

Site 3 of 12
A506 Valley Road (East)
M57 (South)
A506 Valley Road (West)
M57 (North)

Lat/Long
lat 53.473419° lon -2.901451°

Date
Thursday 20 October 2022

Weather
Sunny Intervals
Temp: 14°C

0700 - 1900 (Thursday 12H Session)

	Movement 4.6: Northbound from M57 (South) to M57 (North)								Original Data	
TIME	P/CYCLE	M/CYCLE	CAR	TAXI	LGV	OGV1	OGV2	BUS/COACH	TOTAL	PCU TOTAL
0700 - 0715	0	0	1	0	0	0	1	0	2	3.30
0715 - 0730	0	0	0	0	0	0	0	0	0	0.00
0730 - 0745	0	0	0	0	0	0	0	0	0	0.00
0745 - 0800	0	0	0	0	0	0	0	0	0	0.00
Hourly Total	0	0	1	0	0	0	1	0	2	3.30
Hourly Average	0.00	0.00	0.25	0.00	0.00	0.00	0.25	0.00	0.50	0.83
0800 - 0815	0	0	0	0	0	0	0	0	0	0.00
0815 - 0830	0	0	0	0	0	0	0	0	0	0.00
0830 - 0845	0	0	0	0	0	0	1	0	1	2.30
0845 - 0900	0	0	0	0	0	0	0	0	0	0.00
Hourly Total	0	0	0	0	0	0	1	0	1	2.30
Hourly Average	0.00	0.00	0.00	0.00	0.00	0.00	0.25	0.00	0.25	0.58
0900 - 0915	0	0	0	0	0	0	0	0	0	0.00
0915 - 0930	0	0	0	0	0	0	0	0	0	0.00
0930 - 0945	0	0	0	0	0	0	0	0	0	0.00
0945 - 1000	0	0	0	0	0	0	0	0	0	0.00
Hourly Total	0	0	0	0	0	0	0	0	0	0.00
Hourly Average	0.00	0.00	0.00	0.00	0.00	0.00	0.00	0.00	0.00	0.00
1000 - 1015	0	0	0	0	0	0	0	0	0	0.00
1015 - 1030	0	0	0	0	0	0	0	0	0	0.00
1030 - 1045	0	0	1	0	0	0	0	0	1	1.00
1045 - 1100	0	0	0	0	0	0	0	0	0	0.00
Hourly Total	0	0	1	0	0	0	0	0	1	1.00
Hourly Average	0.00	0.00	0.25	0.00	0.00	0.00	0.00	0.00	0.25	0.25
1100 - 1115	0	0	0	0	0	0	0	0	0	0.00
1115 - 1130	0	0	0	0	0	0	0	0	0	0.00
1130 - 1145	0	0	0	1	0	0	0	0	1	1.00
1145 - 1200	0	0	0	0	0	0	0	0	0	0.00
Hourly Total	0	0	0	1	0	0	0	0	1	1.00
Hourly Average	0.00	0.00	0.00	0.25	0.00	0.00	0.00	0.00	0.25	0.25
1200 - 1215	0	0	0	0	0	0	0	0	0	0.00
1215 - 1230	0	0	0	0	0	0	0	0	0	0.00
1230 - 1245	0	0	0	0	0	0	0	0	0	0.00
1245 - 1300	0	0	0	0	0	0	0	0	0	0.00
Hourly Total	0	0	0	0	0	0	0	0	0	0.00
Hourly Average	0.00	0.00	0.00	0.00	0.00	0.00	0.00	0.00	0.00	0.00
1300 - 1315	0	0	0	0	0	0	0	0	0	0.00
1315 - 1330	0	0	1	0	0	0	0	0	1	1.00
1330 - 1345	0	0	0	0	0	0	0	0	0	0.00
1345 - 1400	0	0	0	0	0	0	0	0	0	0.00
Hourly Total	0	0	1	0	0	0	0	0	1	1.00
Hourly Average	0.00	0.00	0.25	0.00	0.00	0.00	0.00	0.00	0.25	0.25
1400 - 1415	0	0	0	0	0	0	0	0	0	0.00
1415 - 1430	0	0	1	0	0	0	0	0	1	1.00
1430 - 1445	0	0	1	0	0	0	0	0	1	1.00
1445 - 1500	0	0	0	0	0	0	0	0	0	0.00
Hourly Total	0	0	2	0	0	0	0	0	2	2.00
Hourly Average	0.00	0.00	0.50	0.00	0.00	0.00	0.00	0.00	0.50	0.50
1500 - 1515	0	0	0	0	0	0	0	0	0	0.00
1515 - 1530	0	0	0	0	1	0	0	0	1	1.00
1530 - 1545	0	0	0	0	0	0	0	0	0	0.00
1545 - 1600	0	0	0	0	0	0	0	0	0	0.00
Hourly Total	0	0	0	0	1	0	0	0	1	1.00
Hourly Average	0.00	0.00	0.00	0.00	0.25	0.00	0.00	0.00	0.25	0.25
1600 - 1615	0	0	1	0	0	0	0	0	1	1.00
1615 - 1630	0	0	0	0	0	0	0	0	0	0.00
1630 - 1645	0	0	0	0	0	0	0	0	0	0.00
1645 - 1700	0	0	0	0	0	0	0	0	0	0.00
Hourly Total	0	0	1	0	0	0	0	0	1	1.00
Hourly Average	0.00	0.00	0.25	0.00	0.00	0.00	0.00	0.00	0.25	0.25
1700 - 1715	0	0	0	0	0	0	0	0	0	0.00
1715 - 1730	0	0	0	0	0	0	0	0	0	0.00
1730 - 1745	0	0	0	0	0	0	0	0	0	0.00
1745 - 1800	0	0	0	0	0	0	0	0	0	0.00
Hourly Total	0	0	0	0	0	0	0	0	0	0.00
Hourly Average	0.00	0.00	0.00	0.00	0.00	0.00	0.00	0.00	0.00	0.00
1800 - 1815	0	0	0	0	0	0	0	0	0	0.00
1815 - 1830	0	0	0	0	0	0	0	0	0	0.00
1830 - 1845	0	0	1	0	0	0	0	0	1	1.00
1845 - 1900	0	0	0	0	0	0	0	0	0	0.00
Hourly Total	0	0	1	0	0	0	0	0	1	1.00
Hourly Average	0.00	0.00	0.25	0.00	0.00	0.00	0.00	0.00	0.25	0.25

Session Total	0	0	7	1	1	0	2	0	11	13.60
Session Average	0.00	0.00	0.15	0.02	0.02	0.00	0.04	0.00	0.23	0.28

Kirkby
Classified Junction Count

Site 3 of 12
A506 Valley Road (East)
M57 (South)
A506 Valley Road (West)
M57 (North)

Lat/Long
lat 53.473419° lon -2.901451°

Date
Thursday 20 October 2022

Weather
Sunny Intervals
Temp: 14°C

0700 - 1900 (Thursday 12H Session)

	Movement 4.7: Right from M57 (South) to A506 Valley Road (East)								Original Data	
TIME	P/CYCLE	M/CYCLE	CAR	TAXI	LGV	OGV1	OGV2	BUS/COACH	TOTAL	PCU TOTAL
0700 - 0715	0	0	30	1	11	1	0	0	43	43.50
0715 - 0730	0	0	41	0	12	3	1	0	57	59.80
0730 - 0745	0	0	44	0	8	1	0	0	53	53.50
0745 - 0800	0	0	65	0	8	3	0	0	76	77.50
Hourly Total	0	0	180	1	39	8	1	0	229	234.30
Hourly Average	0.00	0.00	45.00	0.25	9.75	2.00	0.25	0.00	57.25	58.58
0800 - 0815	0	0	92	2	25	0	2	0	121	123.60
0815 - 0830	0	0	72	2	13	2	1	1	91	94.30
0830 - 0845	0	0	54	4	10	1	2	0	71	74.10
0845 - 0900	0	0	75	3	12	1	1	1	93	95.80
Hourly Total	0	0	293	11	60	4	6	2	376	387.80
Hourly Average	0.00	0.00	73.25	2.75	15.00	1.00	1.50	0.50	94.00	96.95
0900 - 0915	0	0	65	3	18	1	3	1	91	96.40
0915 - 0930	0	0	39	2	12	2	1	1	57	60.30
0930 - 0945	0	0	41	2	8	2	2	0	55	58.60
0945 - 1000	0	0	57	2	13	2	1	2	77	81.30
Hourly Total	0	0	202	9	51	7	7	4	280	296.60
Hourly Average	0.00	0.00	50.50	2.25	12.75	1.75	1.75	1.00	70.00	74.15
1000 - 1015	0	0	30	1	10	3	2	0	46	50.10
1015 - 1030	0	0	40	2	15	2	0	0	59	60.00
1030 - 1045	0	0	31	2	5	2	2	0	42	45.60
1045 - 1100	0	0	33	2	10	2	0	0	47	48.00
Hourly Total	0	0	134	7	40	9	4	0	194	203.70
Hourly Average	0.00	0.00	33.50	1.75	10.00	2.25	1.00	0.00	48.50	50.93
1100 - 1115	0	0	39	0	7	2	1	0	49	51.30
1115 - 1130	0	0	34	0	8	2	4	0	48	54.20
1130 - 1145	0	0	28	0	10	1	2	0	41	44.10
1145 - 1200	0	0	42	1	15	1	0	0	59	59.50
Hourly Total	0	0	143	1	40	6	7	0	197	209.10
Hourly Average	0.00	0.00	35.75	0.25	10.00	1.50	1.75	0.00	49.25	52.28
1200 - 1215	0	0	27	1	11	1	2	0	42	45.10
1215 - 1230	0	1	48	2	12	3	0	0	66	66.90
1230 - 1245	0	0	54	0	13	1	0	1	69	70.50
1245 - 1300	0	0	59	0	14	1	1	0	75	76.80
Hourly Total	0	1	188	3	50	6	3	1	252	259.30
Hourly Average	0.00	0.25	47.00	0.75	12.50	1.50	0.75	0.25	63.00	64.83
1300 - 1315	0	0	31	2	16	1	3	1	54	59.40
1315 - 1330	0	0	46	1	8	1	0	0	56	56.50
1330 - 1345	0	0	50	0	11	0	0	0	61	61.00
1345 - 1400	0	0	43	3	15	6	1	1	69	74.30
Hourly Total	0	0	170	6	50	8	4	2	240	251.20
Hourly Average	0.00	0.00	42.50	1.50	12.50	2.00	1.00	0.50	60.00	62.80
1400 - 1415	0	0	68	1	13	3	3	1	89	95.40
1415 - 1430	0	0	77	1	17	3	0	0	98	99.50
1430 - 1445	0	0	49	2	13	2	1	0	67	69.30
1445 - 1500	0	0	59	0	14	1	1	1	76	78.80
Hourly Total	0	0	253	4	57	9	5	2	330	343.00
Hourly Average	0.00	0.00	63.25	1.00	14.25	2.25	1.25	0.50	82.50	85.75
1500 - 1515	0	0	64	2	16	2	0	0	84	85.00
1515 - 1530	0	0	93	0	12	2	0	1	108	110.00
1530 - 1545	0	0	72	2	19	1	1	0	95	96.80
1545 - 1600	0	0	76	2	13	3	0	0	94	95.50
Hourly Total	0	0	305	6	60	8	1	1	381	387.30
Hourly Average	0.00	0.00	76.25	1.50	15.00	2.00	0.25	0.25	95.25	96.83
1600 - 1615	0	0	80	1	28	1	0	0	110	110.50
1615 - 1630	0	0	96	0	20	3	0	0	119	120.50
1630 - 1645	0	0	98	1	21	1	0	1	122	123.50
1645 - 1700	0	1	112	1	30	1	0	1	146	146.90
Hourly Total	0	1	386	3	99	6	0	2	497	501.40
Hourly Average	0.00	0.25	96.50	0.75	24.75	1.50	0.00	0.50	124.25	125.35
1700 - 1715	0	1	107	1	17	1	0	1	128	128.90
1715 - 1730	0	1	122	0	22	1	0	0	146	145.90
1730 - 1745	0	0	98	1	12	0	0	0	111	111.00
1745 - 1800	0	0	111	0	10	0	0	0	121	121.00
Hourly Total	0	2	438	2	61	2	0	1	506	506.80
Hourly Average	0.00	0.50	109.50	0.50	15.25	0.50	0.00	0.25	126.50	126.70
1800 - 1815	0	0	66	0	8	0	0	0	74	74.00
1815 - 1830	0	0	91	0	8	0	0	0	99	99.00
1830 - 1845	0	0	81	0	4	1	0	0	86	86.50
1845 - 1900	0	0	46	0	5	1	0	0	52	52.50
Hourly Total	0	0	284	0	25	2	0	0	311	312.00
Hourly Average	0.00	0.00	71.00	0.00	6.25	0.50	0.00	0.00	77.75	78.00

Session Total	0	4	2976	53	632	75	38	15	3793	3892.50
Session Average	0.00	0.08	62.00	1.10	13.17	1.56	0.79	0.31	79.02	81.09

Kirkby
Classified Junction Count

Site 3 of 12
A506 Valley Road (East)
M57 (South)
A506 Valley Road (West)
M57 (North)

Lat/Long
lat 53.473419° lon -2.901451°

Date
Thursday 20 October 2022

Weather
Sunny Intervals
Temp: 14°C

0700 - 1900 (Thursday 12H Session)

	Movement 4.8: U-Turn from M57 (South) to M57 (South)								Original Data	
TIME	P/CYCLE	M/CYCLE	CAR	TAXI	LGV	OGV1	OGV2	BUS/COACH	TOTAL	PCU TOTAL
0700 - 0715	0	0	0	0	0	0	0	0	0	0.00
0715 - 0730	0	0	0	0	0	0	0	0	0	0.00
0730 - 0745	0	0	0	0	0	0	0	0	0	0.00
0745 - 0800	0	0	0	0	0	0	0	0	0	0.00
Hourly Total	0	0	0	0	0	0	0	0	0	0.00
Hourly Average	0.00	0.00	0.00	0.00	0.00	0.00	0.00	0.00	0.00	0.00
0800 - 0815	0	0	1	0	0	0	0	0	1	1.00
0815 - 0830	0	0	0	0	0	0	0	0	0	0.00
0830 - 0845	0	0	1	0	0	0	0	0	1	1.00
0845 - 0900	0	0	0	0	0	0	0	0	0	0.00
Hourly Total	0	0	2	0	0	0	0	0	2	2.00
Hourly Average	0.00	0.00	0.50	0.00	0.00	0.00	0.00	0.00	0.50	0.50
0900 - 0915	0	0	0	0	0	0	0	0	0	0.00
0915 - 0930	0	0	2	0	1	0	0	0	3	3.00
0930 - 0945	0	0	0	0	0	0	0	0	0	0.00
0945 - 1000	0	0	1	0	0	0	0	0	1	1.00
Hourly Total	0	0	3	0	1	0	0	0	4	4.00
Hourly Average	0.00	0.00	0.75	0.00	0.25	0.00	0.00	0.00	1.00	1.00
1000 - 1015	0	0	1	0	0	0	0	0	1	1.00
1015 - 1030	0	0	0	0	0	0	0	0	0	0.00
1030 - 1045	0	0	1	0	0	0	0	0	1	1.00
1045 - 1100	0	0	0	0	0	0	0	0	0	0.00
Hourly Total	0	0	2	0	0	0	0	0	2	2.00
Hourly Average	0.00	0.00	0.50	0.00	0.00	0.00	0.00	0.00	0.50	0.50
1100 - 1115	0	0	0	0	0	0	0	0	0	0.00
1115 - 1130	0	0	0	0	0	0	0	0	0	0.00
1130 - 1145	0	0	0	0	0	0	0	0	0	0.00
1145 - 1200	0	0	1	0	0	0	0	0	1	1.00
Hourly Total	0	0	1	0	0	0	0	0	1	1.00
Hourly Average	0.00	0.00	0.25	0.00	0.00	0.00	0.00	0.00	0.25	0.25
1200 - 1215	0	0	0	0	0	0	0	0	0	0.00
1215 - 1230	0	0	1	0	0	0	0	0	1	1.00
1230 - 1245	0	0	0	0	1	0	0	0	1	1.00
1245 - 1300	0	0	0	0	0	0	0	0	0	0.00
Hourly Total	0	0	1	0	1	0	0	0	2	2.00
Hourly Average	0.00	0.00	0.25	0.00	0.25	0.00	0.00	0.00	0.50	0.50
1300 - 1315	0	0	0	0	0	0	0	0	0	0.00
1315 - 1330	0	0	0	0	0	0	0	0	0	0.00
1330 - 1345	0	0	0	0	0	0	0	0	0	0.00
1345 - 1400	0	0	0	0	0	0	0	0	0	0.00
Hourly Total	0	0	0	0	0	0	0	0	0	0.00
Hourly Average	0.00	0.00	0.00	0.00	0.00	0.00	0.00	0.00	0.00	0.00
1400 - 1415	0	0	0	0	0	0	0	0	0	0.00
1415 - 1430	0	0	1	0	0	0	0	0	1	1.00
1430 - 1445	0	0	0	0	0	0	0	0	0	0.00
1445 - 1500	0	0	0	0	0	0	0	0	0	0.00
Hourly Total	0	0	1	0	0	0	0	0	1	1.00
Hourly Average	0.00	0.00	0.25	0.00	0.00	0.00	0.00	0.00	0.25	0.25
1500 - 1515	0	0	0	0	0	0	0	0	0	0.00
1515 - 1530	0	0	0	0	0	0	0	0	0	0.00
1530 - 1545	0	0	1	0	0	0	0	0	1	1.00
1545 - 1600	0	0	0	0	0	0	0	0	0	0.00
Hourly Total	0	0	1	0	0	0	0	0	1	1.00
Hourly Average	0.00	0.00	0.25	0.00	0.00	0.00	0.00	0.00	0.25	0.25
1600 - 1615	0	0	0	0	0	0	0	0	0	0.00
1615 - 1630	0	0	0	0	0	0	0	0	0	0.00
1630 - 1645	0	0	0	0	0	0	0	0	0	0.00
1645 - 1700	0	0	0	0	0	0	0	0	0	0.00
Hourly Total	0	0	0	0	0	0	0	0	0	0.00
Hourly Average	0.00	0.00	0.00	0.00	0.00	0.00	0.00	0.00	0.00	0.00
1700 - 1715	0	0	1	0	0	0	0	0	1	1.00
1715 - 1730	0	0	0	0	0	0	0	0	0	0.00
1730 - 1745	0	0	0	0	0	0	0	0	0	0.00
1745 - 1800	0	0	0	0	0	0	0	0	0	0.00
Hourly Total	0	0	1	0	0	0	0	0	1	1.00
Hourly Average	0.00	0.00	0.25	0.00	0.00	0.00	0.00	0.00	0.25	0.25
1800 - 1815	0	0	0	0	0	0	0	0	0	0.00
1815 - 1830	0	0	0	0	0	0	0	0	0	0.00
1830 - 1845	0	0	0	0	0	0	0	0	0	0.00
1845 - 1900	0	0	0	0	0	0	0	0	0	0.00
Hourly Total	0	0	0	0	0	0	0	0	0	0.00
Hourly Average	0.00	0.00	0.00	0.00	0.00	0.00	0.00	0.00	0.00	0.00

Session Total	0	0	12	0	2	0	0	0	14	14.00
Session Average	0.00	0.00	0.25	0.00	0.04	0.00	0.00	0.00	0.29	0.29

Kirkby
Classified Junction Count

Site 3 of 12
A506 Valley Road (East)
M57 (South)
A506 Valley Road (West)
M57 (North)

Lat/Long
lat 53.473419° lon -2.901451°

Date
Thursday 20 October 2022

Weather
Sunny Intervals
Temp: 14°C

0700 - 1900 (Thursday 12H Session)

	Movement 4.9: Left from A506 Valley Road (West) to M57 (North)								Original Data	
TIME	P/CYCLE	M/CYCLE	CAR	TAXI	LGV	OGV1	OGV2	BUS/COACH	TOTAL	PCU TOTAL
0700 - 0715	0	0	29	0	7	0	0	0	36	36.00
0715 - 0730	0	0	33	0	21	0	1	0	55	56.30
0730 - 0745	0	0	45	0	21	0	0	0	66	66.00
0745 - 0800	0	0	55	0	18	1	0	0	74	74.50
Hourly Total	0	0	162	0	67	1	1	0	231	232.80
Hourly Average	0.00	0.00	40.50	0.00	16.75	0.25	0.25	0.00	57.75	58.20
0800 - 0815	0	0	56	0	8	1	0	0	65	65.50
0815 - 0830	0	0	49	1	14	2	0	0	66	67.00
0830 - 0845	0	0	52	1	18	2	0	0	73	74.00
0845 - 0900	0	0	46	1	15	1	0	0	63	63.50
Hourly Total	0	0	203	3	55	6	0	0	267	270.00
Hourly Average	0.00	0.00	50.75	0.75	13.75	1.50	0.00	0.00	66.75	67.50
0900 - 0915	0	0	41	1	16	2	0	0	60	61.00
0915 - 0930	0	0	25	1	14	4	0	0	44	46.00
0930 - 0945	0	0	25	0	8	1	0	0	34	34.50
0945 - 1000	0	0	17	0	7	0	0	0	24	24.00
Hourly Total	0	0	108	2	45	7	0	0	162	165.50
Hourly Average	0.00	0.00	27.00	0.50	11.25	1.75	0.00	0.00	40.50	41.38
1000 - 1015	0	0	27	1	8	1	0	0	37	37.50
1015 - 1030	0	0	33	0	8	0	0	0	41	41.00
1030 - 1045	0	0	29	0	6	0	0	0	35	35.00
1045 - 1100	0	0	22	2	8	0	0	0	32	32.00
Hourly Total	0	0	111	3	30	1	0	0	145	145.50
Hourly Average	0.00	0.00	27.75	0.75	7.50	0.25	0.00	0.00	36.25	36.38
1100 - 1115	0	0	31	0	7	1	0	0	39	39.50
1115 - 1130	0	1	32	0	5	2	0	0	40	40.40
1130 - 1145	0	0	35	0	3	0	0	0	38	38.00
1145 - 1200	0	0	36	1	6	2	0	0	45	46.00
Hourly Total	0	1	134	1	21	5	0	0	162	163.90
Hourly Average	0.00	0.25	33.50	0.25	5.25	1.25	0.00	0.00	40.50	40.98
1200 - 1215	0	0	34	0	9	1	1	0	45	46.80
1215 - 1230	0	0	38	1	4	1	1	0	45	46.80
1230 - 1245	0	0	20	0	8	0	0	0	28	28.00
1245 - 1300	0	0	27	1	7	0	0	0	35	35.00
Hourly Total	0	0	119	2	28	2	2	0	153	156.60
Hourly Average	0.00	0.00	29.75	0.50	7.00	0.50	0.50	0.00	38.25	39.15
1300 - 1315	0	0	44	0	11	0	0	0	55	55.00
1315 - 1330	0	0	37	1	4	0	0	0	42	42.00
1330 - 1345	0	0	37	0	11	2	0	0	50	51.00
1345 - 1400	0	0	43	2	6	0	1	0	52	53.30
Hourly Total	0	0	161	3	32	2	1	0	199	201.30
Hourly Average	0.00	0.00	40.25	0.75	8.00	0.50	0.25	0.00	49.75	50.33
1400 - 1415	0	0	38	1	10	2	0	0	51	52.00
1415 - 1430	0	0	57	0	11	2	0	0	70	71.00
1430 - 1445	0	0	44	1	7	2	0	0	54	55.00
1445 - 1500	0	0	52	2	12	2	0	0	68	69.00
Hourly Total	0	0	191	4	40	8	0	0	243	247.00
Hourly Average	0.00	0.00	47.75	1.00	10.00	2.00	0.00	0.00	60.75	61.75
1500 - 1515	0	0	68	2	9	1	1	0	81	82.80
1515 - 1530	0	0	44	1	10	0	0	0	55	55.00
1530 - 1545	0	0	53	0	15	1	0	0	69	69.50
1545 - 1600	0	0	59	0	14	1	0	0	74	74.50
Hourly Total	0	0	224	3	48	3	1	0	279	281.80
Hourly Average	0.00	0.00	56.00	0.75	12.00	0.75	0.25	0.00	69.75	70.45
1600 - 1615	0	0	46	0	12	0	0	0	58	58.00
1615 - 1630	0	0	48	0	11	1	0	0	60	60.50
1630 - 1645	0	0	50	0	14	1	0	0	65	65.50
1645 - 1700	0	0	62	0	12	0	0	0	74	74.00
Hourly Total	0	0	206	0	49	2	0	0	257	258.00
Hourly Average	0.00	0.00	51.50	0.00	12.25	0.50	0.00	0.00	64.25	64.50
1700 - 1715	0	0	42	0	9	2	0	0	53	54.00
1715 - 1730	0	0	40	0	8	1	0	0	49	49.50
1730 - 1745	0	0	36	0	11	0	1	0	48	49.30
1745 - 1800	0	0	46	0	12	1	0	0	59	59.50
Hourly Total	0	0	164	0	40	4	1	0	209	212.30
Hourly Average	0.00	0.00	41.00	0.00	10.00	1.00	0.25	0.00	52.25	53.08
1800 - 1815	0	0	38	0	8	0	0	0	46	46.00
1815 - 1830	0	0	46	0	7	1	0	0	54	54.50
1830 - 1845	0	0	32	0	4	0	0	0	36	36.00
1845 - 1900	0	0	36	0	5	0	0	0	41	41.00
Hourly Total	0	0	152	0	24	1	0	0	177	177.50
Hourly Average	0.00	0.00	38.00	0.00	6.00	0.25	0.00	0.00	44.25	44.38

Session Total	0	1	1935	21	479	42	6	0	2484	2512.20
Session Average	0.00	0.02	40.31	0.44	9.98	0.88	0.13	0.00	51.75	52.34

Kirkby
Classified Junction Count

Site 3 of 12
A506 Valley Road (East)
M57 (South)
A506 Valley Road (West)
M57 (North)

Lat/Long
lat 53.473419° lon -2.901451°

Date
Thursday 20 October 2022

Weather
Sunny Intervals
Temp: 14°C

0700 - 1900 (Thursday 12H Session)

	Movement 4.10: Eastbound from A506 Valley Road (West) to A506 Valley Road (East)								Original Data	
TIME	P/CYCLE	M/CYCLE	CAR	TAXI	LGV	OGV1	OGV2	BUS/COACH	TOTAL	PCU TOTAL
0700 - 0715	0	0	57	1	13	0	0	4	75	79.00
0715 - 0730	0	0	46	0	9	1	1	4	61	66.80
0730 - 0745	0	1	87	1	18	1	0	2	110	111.90
0745 - 0800	0	1	68	2	12	1	1	2	87	90.20
Hourly Total	0	2	258	4	52	3	2	12	333	347.90
Hourly Average	0.00	0.50	64.50	1.00	13.00	0.75	0.50	3.00	83.25	86.98
0800 - 0815	0	0	98	3	21	1	2	1	126	130.10
0815 - 0830	0	2	92	3	16	0	0	1	114	113.80
0830 - 0845	0	0	100	3	16	3	2	4	128	136.10
0845 - 0900	0	0	73	3	12	1	1	1	91	93.80
Hourly Total	0	2	363	12	65	5	5	7	459	473.80
Hourly Average	0.00	0.50	90.75	3.00	16.25	1.25	1.25	1.75	114.75	118.45
0900 - 0915	0	1	77	3	22	1	0	1	105	105.90
0915 - 0930	0	0	77	6	16	0	1	2	102	105.30
0930 - 0945	0	0	80	2	17	2	0	3	104	108.00
0945 - 1000	0	0	56	6	7	3	0	2	74	77.50
Hourly Total	0	1	290	17	62	6	1	8	385	396.70
Hourly Average	0.00	0.25	72.50	4.25	15.50	1.50	0.25	2.00	96.25	99.18
1000 - 1015	0	0	69	6	14	2	0	2	93	96.00
1015 - 1030	0	0	71	4	15	0	1	1	92	94.30
1030 - 1045	0	0	73	6	7	1	1	5	93	99.80
1045 - 1100	0	1	75	2	8	1	0	0	87	86.90
Hourly Total	0	1	288	18	44	4	2	8	365	377.00
Hourly Average	0.00	0.25	72.00	4.50	11.00	1.00	0.50	2.00	91.25	94.25
1100 - 1115	0	0	70	5	14	2	0	3	94	98.00
1115 - 1130	0	0	77	4	11	1	1	3	97	101.80
1130 - 1145	0	1	81	4	13	2	0	2	103	105.40
1145 - 1200	0	0	81	3	7	2	0	1	94	96.00
Hourly Total	0	1	309	16	45	7	1	9	388	401.20
Hourly Average	0.00	0.25	77.25	4.00	11.25	1.75	0.25	2.25	97.00	100.30
1200 - 1215	0	0	70	5	14	1	2	3	95	101.10
1215 - 1230	1	1	79	5	9	2	0	2	99	100.60
1230 - 1245	1	1	98	4	9	2	0	3	118	120.60
1245 - 1300	0	0	75	4	10	1	0	1	91	92.50
Hourly Total	2	2	322	18	42	6	2	9	403	414.80
Hourly Average	0.50	0.50	80.50	4.50	10.50	1.50	0.50	2.25	100.75	103.70
1300 - 1315	1	0	87	3	7	3	1	1	103	106.00
1315 - 1330	0	0	94	2	13	2	1	3	115	120.30
1330 - 1345	0	2	83	3	16	0	0	2	106	106.80
1345 - 1400	0	1	74	4	15	0	1	2	97	99.70
Hourly Total	1	3	338	12	51	5	3	8	421	432.80
Hourly Average	0.25	0.75	84.50	3.00	12.75	1.25	0.75	2.00	105.25	108.20
1400 - 1415	0	1	105	7	17	0	0	1	131	131.40
1415 - 1430	0	0	91	5	9	0	0	3	108	111.00
1430 - 1445	0	2	119	7	17	1	1	3	150	153.60
1445 - 1500	0	1	115	6	10	3	0	2	137	139.90
Hourly Total	0	4	430	25	53	4	1	9	526	535.90
Hourly Average	0.00	1.00	107.50	6.25	13.25	1.00	0.25	2.25	131.50	133.98
1500 - 1515	0	0	123	8	14	2	0	1	148	150.00
1515 - 1530	0	0	92	3	14	2	1	2	114	118.30
1530 - 1545	0	0	107	7	14	3	0	2	133	136.50
1545 - 1600	0	0	137	4	15	0	0	5	161	166.00
Hourly Total	0	0	459	22	57	7	1	10	556	570.80
Hourly Average	0.00	0.00	114.75	5.50	14.25	1.75	0.25	2.50	139.00	142.70
1600 - 1615	0	0	122	3	12	0	0	1	138	139.00
1615 - 1630	0	1	151	3	14	0	0	4	173	176.40
1630 - 1645	0	0	141	9	15	1	0	2	168	170.50
1645 - 1700	0	3	172	1	9	0	0	3	188	189.20
Hourly Total	0	4	586	16	50	1	0	10	667	675.10
Hourly Average	0.00	1.00	146.50	4.00	12.50	0.25	0.00	2.50	166.75	168.78
1700 - 1715	0	0	128	2	18	3	0	3	154	158.50
1715 - 1730	0	2	143	6	10	1	0	4	166	169.30
1730 - 1745	0	1	153	2	9	0	0	2	167	168.40
1745 - 1800	0	2	156	3	10	1	0	3	175	177.30
Hourly Total	0	5	580	13	47	5	0	12	662	673.50
Hourly Average	0.00	1.25	145.00	3.25	11.75	1.25	0.00	3.00	165.50	168.38
1800 - 1815	0	1	114	1	12	1	0	1	130	130.90
1815 - 1830	0	1	133	2	10	1	0	4	151	154.90
1830 - 1845	0	0	121	1	9	0	0	1	132	133.00
1845 - 1900	0	0	116	0	7	0	0	4	127	131.00
Hourly Total	0	2	484	4	38	2	0	10	540	549.80
Hourly Average	0.00	0.50	121.00	1.00	9.50	0.50	0.00	2.50	135.00	137.45

Session Total	3	27	4707	177	606	55	18	112	5705	5849.30
Session Average	0.06	0.56	98.06	3.69	12.63	1.15	0.38	2.33	118.85	121.86

Kirkby
Classified Junction Count

Site 3 of 12
A506 Valley Road (East)
M57 (South)
A506 Valley Road (West)
M57 (North)

Lat/Long
lat 53.473419° lon -2.901451°

Date
Thursday 20 October 2022

Weather
Sunny Intervals
Temp: 14°C

0700 - 1900 (Thursday 12H Session)

	Movement 4.11: Right from A506 Valley Road (West) to M57 (South)								Original Data	
TIME	P/CYCLE	M/CYCLE	CAR	TAXI	LGV	OGV1	OGV2	BUS/COACH	TOTAL	PCU TOTAL
0700 - 0715	0	0	80	0	25	2	1	0	108	110.30
0715 - 0730	0	0	105	0	17	1	2	0	125	128.10
0730 - 0745	0	0	121	0	34	1	0	0	156	156.50
0745 - 0800	0	0	109	0	29	7	1	0	146	150.80
Hourly Total	0	0	415	0	105	11	4	0	535	545.70
Hourly Average	0.00	0.00	103.75	0.00	26.25	2.75	1.00	0.00	133.75	136.43
0800 - 0815	0	1	105	0	25	1	3	1	136	140.80
0815 - 0830	0	0	90	0	19	3	1	0	113	115.80
0830 - 0845	0	0	95	0	24	2	1	0	122	124.30
0845 - 0900	0	0	67	0	17	1	1	0	86	87.80
Hourly Total	0	1	357	0	85	7	6	1	457	468.70
Hourly Average	0.00	0.25	89.25	0.00	21.25	1.75	1.50	0.25	114.25	117.18
0900 - 0915	0	0	73	0	5	5	0	0	83	85.50
0915 - 0930	0	1	51	0	10	4	0	0	66	67.40
0930 - 0945	0	0	48	0	9	1	1	0	59	60.80
0945 - 1000	0	0	40	3	7	2	1	0	53	55.30
Hourly Total	0	1	212	3	31	12	2	0	261	269.00
Hourly Average	0.00	0.25	53.00	0.75	7.75	3.00	0.50	0.00	65.25	67.25
1000 - 1015	0	0	30	0	10	2	1	0	43	45.30
1015 - 1030	0	0	41	0	9	4	1	0	55	58.30
1030 - 1045	0	0	44	0	8	0	1	0	53	54.30
1045 - 1100	0	0	44	0	12	3	1	0	60	62.80
Hourly Total	0	0	159	0	39	9	4	0	211	220.70
Hourly Average	0.00	0.00	39.75	0.00	9.75	2.25	1.00	0.00	52.75	55.18
1100 - 1115	0	0	36	0	9	3	2	0	50	54.10
1115 - 1130	0	1	39	0	11	1	1	0	53	54.20
1130 - 1145	0	0	48	0	8	3	1	0	60	62.80
1145 - 1200	0	0	49	0	8	0	0	0	57	57.00
Hourly Total	0	1	172	0	36	7	4	0	220	228.10
Hourly Average	0.00	0.25	43.00	0.00	9.00	1.75	1.00	0.00	55.00	57.03
1200 - 1215	0	0	58	0	9	0	0	0	67	67.00
1215 - 1230	0	0	45	0	14	1	1	0	61	62.80
1230 - 1245	0	0	56	0	9	3	0	0	68	69.50
1245 - 1300	0	0	64	0	7	4	1	0	76	79.30
Hourly Total	0	0	223	0	39	8	2	0	272	278.60
Hourly Average	0.00	0.00	55.75	0.00	9.75	2.00	0.50	0.00	68.00	69.65
1300 - 1315	0	0	41	1	10	3	1	0	56	58.80
1315 - 1330	0	0	59	0	12	1	1	0	73	74.80
1330 - 1345	0	0	42	1	19	3	1	0	66	68.80
1345 - 1400	0	0	46	0	10	1	0	0	57	57.50
Hourly Total	0	0	188	2	51	8	3	0	252	259.90
Hourly Average	0.00	0.00	47.00	0.50	12.75	2.00	0.75	0.00	63.00	64.98
1400 - 1415	0	2	47	0	8	2	1	0	60	61.10
1415 - 1430	0	1	59	1	9	1	3	0	74	77.80
1430 - 1445	0	0	47	0	9	1	0	0	57	57.50
1445 - 1500	0	0	57	2	14	2	1	0	76	78.30
Hourly Total	0	3	210	3	40	6	5	0	267	274.70
Hourly Average	0.00	0.75	52.50	0.75	10.00	1.50	1.25	0.00	66.75	68.68
1500 - 1515	0	0	71	1	13	2	2	0	89	92.60
1515 - 1530	0	0	57	1	8	1	1	0	68	69.80
1530 - 1545	0	0	60	1	16	0	0	0	77	77.00
1545 - 1600	0	0	62	0	17	3	0	0	82	83.50
Hourly Total	0	0	250	3	54	6	3	0	316	322.90
Hourly Average	0.00	0.00	62.50	0.75	13.50	1.50	0.75	0.00	79.00	80.73
1600 - 1615	0	0	99	2	19	3	0	0	123	124.50
1615 - 1630	0	0	125	0	15	1	0	0	141	141.50
1630 - 1645	0	0	120	1	8	0	1	0	130	131.30
1645 - 1700	0	0	108	0	19	0	0	0	127	127.00
Hourly Total	0	0	452	3	61	4	1	0	521	524.30
Hourly Average	0.00	0.00	113.00	0.75	15.25	1.00	0.25	0.00	130.25	131.08
1700 - 1715	0	0	90	0	15	0	1	0	106	107.30
1715 - 1730	0	0	126	0	6	0	0	0	132	132.00
1730 - 1745	0	0	103	0	12	2	1	0	118	120.30
1745 - 1800	0	0	79	1	9	0	0	0	89	89.00
Hourly Total	0	0	398	1	42	2	2	0	445	448.60
Hourly Average	0.00	0.00	99.50	0.25	10.50	0.50	0.50	0.00	111.25	112.15
1800 - 1815	0	0	91	0	9	0	0	0	100	100.00
1815 - 1830	0	0	70	0	3	0	0	0	73	73.00
1830 - 1845	0	0	79	0	2	0	1	0	82	83.30
1845 - 1900	0	0	50	0	4	0	0	0	54	54.00
Hourly Total	0	0	290	0	18	0	1	0	309	310.30
Hourly Average	0.00	0.00	72.50	0.00	4.50	0.00	0.25	0.00	77.25	77.58

Session Total	0	6	3326	15	601	80	37	1	4066	4151.50
Session Average	0.00	0.13	69.29	0.31	12.52	1.67	0.77	0.02	84.71	86.49

Kirkby
Classified Junction Count

Site 3 of 12
A506 Valley Road (East)
M57 (South)
A506 Valley Road (West)
M57 (North)

Lat/Long
lat 53.473419° lon -2.901451°

Date
Thursday 20 October 2022

Weather
Sunny Intervals
Temp: 14°C

0700 - 1900 (Thursday 12H Session)

	Movement 4.12: U-Turn from A506 Valley Road (West) to A506 Valley Road (West)								Original Data	
TIME	P/CYCLE	M/CYCLE	CAR	TAXI	LGV	OGV1	OGV2	BUS/COACH	TOTAL	PCU TOTAL
0700 - 0715	0	0	0	0	0	0	0	0	0	0.00
0715 - 0730	0	0	0	0	0	0	0	0	0	0.00
0730 - 0745	0	0	0	0	0	0	0	0	0	0.00
0745 - 0800	0	0	0	0	0	0	0	0	0	0.00
Hourly Total	0	0	0	0	0	0	0	0	0	0.00
Hourly Average	0.00	0.00	0.00	0.00	0.00	0.00	0.00	0.00	0.00	0.00
0800 - 0815	0	0	0	0	0	0	0	0	0	0.00
0815 - 0830	0	0	2	0	0	0	0	0	2	2.00
0830 - 0845	0	0	0	0	0	0	0	0	0	0.00
0845 - 0900	0	0	1	0	0	0	0	0	1	1.00
Hourly Total	0	0	3	0	0	0	0	0	3	3.00
Hourly Average	0.00	0.00	0.75	0.00	0.00	0.00	0.00	0.00	0.75	0.75
0900 - 0915	0	0	0	0	0	0	0	0	0	0.00
0915 - 0930	0	0	1	0	1	0	0	0	2	2.00
0930 - 0945	0	0	0	0	0	0	0	0	0	0.00
0945 - 1000	0	0	0	0	0	0	0	0	0	0.00
Hourly Total	0	0	1	0	1	0	0	0	2	2.00
Hourly Average	0.00	0.00	0.25	0.00	0.25	0.00	0.00	0.00	0.50	0.50
1000 - 1015	0	0	0	0	0	0	0	0	0	0.00
1015 - 1030	0	0	0	0	0	0	0	0	0	0.00
1030 - 1045	0	0	1	0	0	0	0	0	1	1.00
1045 - 1100	0	0	0	0	0	0	0	0	0	0.00
Hourly Total	0	0	1	0	0	0	0	0	1	1.00
Hourly Average	0.00	0.00	0.25	0.00	0.00	0.00	0.00	0.00	0.25	0.25
1100 - 1115	0	0	0	0	1	0	0	0	1	1.00
1115 - 1130	0	0	0	0	0	0	0	0	0	0.00
1130 - 1145	0	0	1	0	0	0	0	0	1	1.00
1145 - 1200	0	0	0	0	0	0	0	0	0	0.00
Hourly Total	0	0	1	0	1	0	0	0	2	2.00
Hourly Average	0.00	0.00	0.25	0.00	0.25	0.00	0.00	0.00	0.50	0.50
1200 - 1215	0	0	0	0	0	0	0	0	0	0.00
1215 - 1230	0	0	0	0	0	0	0	0	0	0.00
1230 - 1245	0	0	0	0	0	0	0	0	0	0.00
1245 - 1300	0	0	0	0	0	0	0	0	0	0.00
Hourly Total	0	0	0	0	0	0	0	0	0	0.00
Hourly Average	0.00	0.00	0.00	0.00	0.00	0.00	0.00	0.00	0.00	0.00
1300 - 1315	0	0	1	0	0	0	0	0	1	1.00
1315 - 1330	0	0	0	0	0	0	0	0	0	0.00
1330 - 1345	0	0	0	0	0	0	0	0	0	0.00
1345 - 1400	0	0	1	0	0	0	0	0	1	1.00
Hourly Total	0	0	2	0	0	0	0	0	2	2.00
Hourly Average	0.00	0.00	0.50	0.00	0.00	0.00	0.00	0.00	0.50	0.50
1400 - 1415	0	0	0	0	0	0	0	0	0	0.00
1415 - 1430	0	0	1	0	0	0	0	0	1	1.00
1430 - 1445	0	0	0	0	0	0	0	0	0	0.00
1445 - 1500	0	0	0	0	0	0	0	0	0	0.00
Hourly Total	0	0	1	0	0	0	0	0	1	1.00
Hourly Average	0.00	0.00	0.25	0.00	0.00	0.00	0.00	0.00	0.25	0.25
1500 - 1515	0	0	0	0	0	0	0	0	0	0.00
1515 - 1530	0	0	0	0	0	0	0	0	0	0.00
1530 - 1545	0	0	0	0	0	0	0	0	0	0.00
1545 - 1600	0	0	0	0	0	0	0	0	0	0.00
Hourly Total	0	0	0	0	0	0	0	0	0	0.00
Hourly Average	0.00	0.00	0.00	0.00	0.00	0.00	0.00	0.00	0.00	0.00
1600 - 1615	0	0	0	0	0	0	0	0	0	0.00
1615 - 1630	0	0	1	0	0	0	0	0	1	1.00
1630 - 1645	0	0	0	0	0	0	0	0	0	0.00
1645 - 1700	0	0	0	0	0	0	0	0	0	0.00
Hourly Total	0	0	1	0	0	0	0	0	1	1.00
Hourly Average	0.00	0.00	0.25	0.00	0.00	0.00	0.00	0.00	0.25	0.25
1700 - 1715	0	0	0	0	0	0	0	0	0	0.00
1715 - 1730	0	0	0	0	0	0	0	0	0	0.00
1730 - 1745	0	0	0	0	0	0	0	0	0	0.00
1745 - 1800	0	0	0	0	0	0	0	0	0	0.00
Hourly Total	0	0	0	0	0	0	0	0	0	0.00
Hourly Average	0.00	0.00	0.00	0.00	0.00	0.00	0.00	0.00	0.00	0.00
1800 - 1815	0	0	0	0	0	0	0	0	0	0.00
1815 - 1830	0	0	0	0	0	0	0	0	0	0.00
1830 - 1845	0	0	0	0	0	0	0	0	0	0.00
1845 - 1900	0	0	0	0	0	0	0	0	0	0.00
Hourly Total	0	0	0	0	0	0	0	0	0	0.00
Hourly Average	0.00	0.00	0.00	0.00	0.00	0.00	0.00	0.00	0.00	0.00

Session Total	0	0	10	0	2	0	0	0	12	12.00
Session Average	0.00	0.00	0.21	0.00	0.04	0.00	0.00	0.00	0.25	0.25

Kirkby
Classified Junction Count

Site 3 of 12
A506 Valley Road (East)
M57 (South)
A506 Valley Road (West)
M57 (North)

Lat/Long
lat 53.473419° lon -2.901451°

Date
Thursday 20 October 2022

Weather
Sunny Intervals
Temp: 14°C

0700 - 1900 (Thursday 12H Session)

	Movement 4.13: Left from M57 (North) to A506 Valley Road (East)								Original Data	
TIME	P/CYCLE	M/CYCLE	CAR	TAXI	LGV	OGV1	OGV2	BUS/COACH	TOTAL	PCU TOTAL
0700 - 0715	0	0	11	0	3	1	0	0	15	15.50
0715 - 0730	0	0	13	0	3	0	0	0	16	16.00
0730 - 0745	0	0	10	0	4	0	0	1	15	16.00
0745 - 0800	0	0	25	0	4	1	0	0	30	30.50
Hourly Total	0	0	59	0	14	2	0	1	76	78.00
Hourly Average	0.00	0.00	14.75	0.00	3.50	0.50	0.00	0.25	19.00	19.50
0800 - 0815	0	0	22	0	5	1	0	0	28	28.50
0815 - 0830	0	0	32	0	6	1	0	0	39	39.50
0830 - 0845	0	0	20	0	7	1	0	0	28	28.50
0845 - 0900	0	0	33	3	11	1	0	0	48	48.50
Hourly Total	0	0	107	3	29	4	0	0	143	145.00
Hourly Average	0.00	0.00	26.75	0.75	7.25	1.00	0.00	0.00	35.75	36.25
0900 - 0915	0	0	24	1	3	1	0	0	29	29.50
0915 - 0930	0	0	25	1	4	0	0	0	30	30.00
0930 - 0945	0	0	19	1	7	0	1	0	28	29.30
0945 - 1000	0	0	9	0	3	3	0	0	15	16.50
Hourly Total	0	0	77	3	17	4	1	0	102	105.30
Hourly Average	0.00	0.00	19.25	0.75	4.25	1.00	0.25	0.00	25.50	26.33
1000 - 1015	0	0	20	1	6	0	0	0	27	27.00
1015 - 1030	0	0	17	0	5	0	0	0	22	22.00
1030 - 1045	0	0	27	1	3	0	1	0	32	33.30
1045 - 1100	0	0	29	0	2	0	0	0	31	31.00
Hourly Total	0	0	93	2	16	0	1	0	112	113.30
Hourly Average	0.00	0.00	23.25	0.50	4.00	0.00	0.25	0.00	28.00	28.33
1100 - 1115	0	0	19	0	6	0	1	0	26	27.30
1115 - 1130	0	0	21	0	5	0	0	0	26	26.00
1130 - 1145	0	0	27	0	4	1	0	0	32	32.50
1145 - 1200	0	0	28	1	2	0	1	0	32	33.30
Hourly Total	0	0	95	1	17	1	2	0	116	119.10
Hourly Average	0.00	0.00	23.75	0.25	4.25	0.25	0.50	0.00	29.00	29.78
1200 - 1215	0	0	22	2	3	1	0	0	28	28.50
1215 - 1230	0	0	26	1	6	1	0	0	34	34.50
1230 - 1245	0	0	41	0	3	0	1	0	45	46.30
1245 - 1300	0	0	31	0	7	1	1	0	40	41.80
Hourly Total	0	0	120	3	19	3	2	0	147	151.10
Hourly Average	0.00	0.00	30.00	0.75	4.75	0.75	0.50	0.00	36.75	37.78
1300 - 1315	0	0	30	0	5	0	0	0	35	35.00
1315 - 1330	0	0	33	2	4	0	0	0	39	39.00
1330 - 1345	0	0	24	2	5	0	0	0	31	31.00
1345 - 1400	0	0	35	0	6	0	0	0	41	41.00
Hourly Total	0	0	122	4	20	0	0	0	146	146.00
Hourly Average	0.00	0.00	30.50	1.00	5.00	0.00	0.00	0.00	36.50	36.50
1400 - 1415	0	0	18	2	4	0	1	0	25	26.30
1415 - 1430	0	0	32	1	3	1	0	0	37	37.50
1430 - 1445	0	0	33	1	5	1	0	0	40	40.50
1445 - 1500	0	0	35	1	4	1	1	0	42	43.80
Hourly Total	0	0	118	5	16	3	2	0	144	148.10
Hourly Average	0.00	0.00	29.50	1.25	4.00	0.75	0.50	0.00	36.00	37.03
1500 - 1515	0	0	27	0	3	0	0	0	30	30.00
1515 - 1530	0	0	30	1	5	2	0	0	38	39.00
1530 - 1545	0	0	31	1	7	0	1	0	40	41.30
1545 - 1600	0	0	22	0	3	0	0	0	25	25.00
Hourly Total	0	0	110	2	18	2	1	0	133	135.30
Hourly Average	0.00	0.00	27.50	0.50	4.50	0.50	0.25	0.00	33.25	33.83
1600 - 1615	0	0	43	0	8	0	0	0	51	51.00
1615 - 1630	0	0	33	2	5	0	0	0	40	40.00
1630 - 1645	0	0	41	0	8	2	0	0	51	52.00
1645 - 1700	0	0	40	1	8	0	0	0	49	49.00
Hourly Total	0	0	157	3	29	2	0	0	191	192.00
Hourly Average	0.00	0.00	39.25	0.75	7.25	0.50	0.00	0.00	47.75	48.00
1700 - 1715	0	0	43	0	3	0	0	0	46	46.00
1715 - 1730	0	0	28	0	2	0	0	0	30	30.00
1730 - 1745	0	0	36	1	4	0	0	0	41	41.00
1745 - 1800	0	0	35	0	6	0	0	0	41	41.00
Hourly Total	0	0	142	1	15	0	0	0	158	158.00
Hourly Average	0.00	0.00	35.50	0.25	3.75	0.00	0.00	0.00	39.50	39.50
1800 - 1815	0	0	41	0	3	0	0	0	44	44.00
1815 - 1830	0	0	43	1	3	0	0	0	47	47.00
1830 - 1845	0	0	33	1	5	0	0	0	39	39.00
1845 - 1900	0	0	44	0	0	0	0	0	44	44.00
Hourly Total	0	0	161	2	11	0	0	0	174	174.00
Hourly Average	0.00	0.00	40.25	0.50	2.75	0.00	0.00	0.00	43.50	43.50

Session Total	0	0	1361	29	221	21	9	1	1642	1665.20
Session Average	0.00	0.00	28.35	0.60	4.60	0.44	0.19	0.02	34.21	34.69

Kirkby
Classified Junction Count

Site 3 of 12
A506 Valley Road (East)
M57 (South)
A506 Valley Road (West)
M57 (North)

Lat/Long
lat 53.473419° lon -2.901451°

Date
Thursday 20 October 2022

Weather
Sunny Intervals
Temp: 14°C

0700 - 1900 (Thursday 12H Session)

	Movement 4.14: Southbound from M57 (North) to M57 (South)								Original Data	
TIME	P/CYCLE	M/CYCLE	CAR	TAXI	LGV	OGV1	OGV2	BUS/COACH	TOTAL	PCU TOTAL
0700 - 0715	0	0	2	0	0	0	1	0	3	4.30
0715 - 0730	0	0	0	0	0	0	0	0	0	0.00
0730 - 0745	0	0	0	0	0	0	0	0	0	0.00
0745 - 0800	0	0	1	0	0	0	0	0	1	1.00
Hourly Total	0	0	3	0	0	0	1	0	4	5.30
Hourly Average	0.00	0.00	0.75	0.00	0.00	0.00	0.25	0.00	1.00	1.33
0800 - 0815	0	0	1	0	0	0	0	0	1	1.00
0815 - 0830	0	0	0	0	0	0	0	0	0	0.00
0830 - 0845	0	0	1	0	0	0	0	0	1	1.00
0845 - 0900	0	0	0	0	0	0	0	0	0	0.00
Hourly Total	0	0	2	0	0	0	0	0	2	2.00
Hourly Average	0.00	0.00	0.50	0.00	0.00	0.00	0.00	0.00	0.50	0.50
0900 - 0915	0	0	0	0	0	0	0	0	0	0.00
0915 - 0930	0	0	0	0	0	0	0	0	0	0.00
0930 - 0945	0	0	0	0	0	0	0	0	0	0.00
0945 - 1000	0	0	0	0	0	0	0	0	0	0.00
Hourly Total	0	0	0	0	0	0	0	0	0	0.00
Hourly Average	0.00	0.00	0.00	0.00	0.00	0.00	0.00	0.00	0.00	0.00
1000 - 1015	0	0	0	0	0	0	0	0	0	0.00
1015 - 1030	0	0	0	0	0	0	0	0	0	0.00
1030 - 1045	0	0	1	0	0	0	0	0	1	1.00
1045 - 1100	0	0	0	0	0	0	0	0	0	0.00
Hourly Total	0	0	1	0	0	0	0	0	1	1.00
Hourly Average	0.00	0.00	0.25	0.00	0.00	0.00	0.00	0.00	0.25	0.25
1100 - 1115	0	0	0	0	0	0	0	0	0	0.00
1115 - 1130	0	0	0	0	0	0	0	0	0	0.00
1130 - 1145	0	0	1	0	0	0	0	0	1	1.00
1145 - 1200	0	0	0	0	0	0	0	0	0	0.00
Hourly Total	0	0	1	0	0	0	0	0	1	1.00
Hourly Average	0.00	0.00	0.25	0.00	0.00	0.00	0.00	0.00	0.25	0.25
1200 - 1215	0	0	0	0	0	0	0	0	0	0.00
1215 - 1230	0	0	0	0	0	0	0	0	0	0.00
1230 - 1245	0	0	0	0	0	0	0	0	0	0.00
1245 - 1300	0	0	1	0	0	0	1	0	2	3.30
Hourly Total	0	0	1	0	0	0	1	0	2	3.30
Hourly Average	0.00	0.00	0.25	0.00	0.00	0.00	0.25	0.00	0.50	0.83
1300 - 1315	0	0	0	0	0	0	0	0	0	0.00
1315 - 1330	0	0	0	0	0	0	0	0	0	0.00
1330 - 1345	0	0	0	0	0	0	0	0	0	0.00
1345 - 1400	0	0	0	0	0	0	0	0	0	0.00
Hourly Total	0	0	0	0	0	0	0	0	0	0.00
Hourly Average	0.00	0.00	0.00	0.00	0.00	0.00	0.00	0.00	0.00	0.00
1400 - 1415	0	0	0	0	0	0	0	0	0	0.00
1415 - 1430	0	0	1	0	0	0	0	0	1	1.00
1430 - 1445	0	0	0	0	0	0	0	0	0	0.00
1445 - 1500	0	0	0	0	0	0	0	0	0	0.00
Hourly Total	0	0	1	0	0	0	0	0	1	1.00
Hourly Average	0.00	0.00	0.25	0.00	0.00	0.00	0.00	0.00	0.25	0.25
1500 - 1515	0	0	0	0	0	0	0	0	0	0.00
1515 - 1530	0	0	0	0	0	0	0	0	0	0.00
1530 - 1545	0	0	0	0	0	0	0	0	0	0.00
1545 - 1600	0	0	0	0	0	0	0	0	0	0.00
Hourly Total	0	0	0	0	0	0	0	0	0	0.00
Hourly Average	0.00	0.00	0.00	0.00	0.00	0.00	0.00	0.00	0.00	0.00
1600 - 1615	0	0	0	0	0	0	0	0	0	0.00
1615 - 1630	0	0	0	0	0	0	0	0	0	0.00
1630 - 1645	0	0	0	0	0	0	0	0	0	0.00
1645 - 1700	0	0	0	0	1	0	0	0	1	1.00
Hourly Total	0	0	0	0	1	0	0	0	1	1.00
Hourly Average	0.00	0.00	0.00	0.00	0.25	0.00	0.00	0.00	0.25	0.25
1700 - 1715	0	0	0	0	0	0	0	0	0	0.00
1715 - 1730	0	0	0	0	1	0	0	0	1	1.00
1730 - 1745	0	0	0	0	0	0	0	0	0	0.00
1745 - 1800	0	0	0	0	0	0	0	0	0	0.00
Hourly Total	0	0	0	0	1	0	0	0	1	1.00
Hourly Average	0.00	0.00	0.00	0.00	0.25	0.00	0.00	0.00	0.25	0.25
1800 - 1815	0	0	0	0	0	0	0	0	0	0.00
1815 - 1830	0	0	0	0	0	0	0	0	0	0.00
1830 - 1845	0	0	0	0	0	0	0	0	0	0.00
1845 - 1900	0	0	0	0	0	0	0	0	0	0.00
Hourly Total	0	0	0	0	0	0	0	0	0	0.00
Hourly Average	0.00	0.00	0.00	0.00	0.00	0.00	0.00	0.00	0.00	0.00

Session Total	0	0	9	0	2	0	2	0	13	15.60
Session Average	0.00	0.00	0.19	0.00	0.04	0.00	0.04	0.00	0.27	0.33

Kirkby
Classified Junction Count

Site 3 of 12
A506 Valley Road (East)
M57 (South)
A506 Valley Road (West)
M57 (North)

Lat/Long
lat 53.473419° lon -2.901451°

Date
Thursday 20 October 2022

Weather
Sunny Intervals
Temp: 14°C

0700 - 1900 (Thursday 12H Session)

	Movement 4.15: Right from M57 (North) to A506 Valley Road (West)								Original Data	
TIME	P/CYCLE	M/CYCLE	CAR	TAXI	LGV	OGV1	OGV2	BUS/COACH	TOTAL	PCU TOTAL
0700 - 0715	0	0	48	0	8	1	0	0	57	57.50
0715 - 0730	0	0	69	0	8	2	0	2	81	84.00
0730 - 0745	0	0	48	1	11	0	1	0	61	62.30
0745 - 0800	0	0	62	1	9	0	0	0	72	72.00
Hourly Total	0	0	227	2	36	3	1	2	271	275.80
Hourly Average	0.00	0.00	56.75	0.50	9.00	0.75	0.25	0.50	67.75	68.95
0800 - 0815	0	0	76	0	7	1	0	0	84	84.50
0815 - 0830	0	0	48	2	9	1	1	0	61	62.80
0830 - 0845	0	0	54	1	4	0	1	0	60	61.30
0845 - 0900	0	0	52	0	3	1	0	0	56	56.50
Hourly Total	0	0	230	3	23	3	2	0	261	265.10
Hourly Average	0.00	0.00	57.50	0.75	5.75	0.75	0.50	0.00	65.25	66.28
0900 - 0915	0	0	59	0	9	0	0	0	68	68.00
0915 - 0930	0	0	42	1	5	2	0	1	51	53.00
0930 - 0945	0	0	34	0	10	2	0	0	46	47.00
0945 - 1000	0	0	37	1	7	2	1	0	48	50.30
Hourly Total	0	0	172	2	31	6	1	1	213	218.30
Hourly Average	0.00	0.00	43.00	0.50	7.75	1.50	0.25	0.25	53.25	54.58
1000 - 1015	0	0	27	0	5	0	0	0	32	32.00
1015 - 1030	0	0	30	0	7	1	0	0	38	38.50
1030 - 1045	0	0	41	0	0	1	0	0	42	42.50
1045 - 1100	0	0	29	0	7	0	0	0	36	36.00
Hourly Total	0	0	127	0	19	2	0	0	148	149.00
Hourly Average	0.00	0.00	31.75	0.00	4.75	0.50	0.00	0.00	37.00	37.25
1100 - 1115	0	0	29	0	3	2	0	0	34	35.00
1115 - 1130	0	0	24	0	6	2	0	0	32	33.00
1130 - 1145	0	0	32	0	5	0	0	0	37	37.00
1145 - 1200	0	0	23	0	10	0	0	1	34	35.00
Hourly Total	0	0	108	0	24	4	0	1	137	140.00
Hourly Average	0.00	0.00	27.00	0.00	6.00	1.00	0.00	0.25	34.25	35.00
1200 - 1215	0	0	20	0	8	1	0	0	29	29.50
1215 - 1230	0	0	29	0	7	1	1	0	38	39.80
1230 - 1245	0	0	42	0	4	0	0	0	46	46.00
1245 - 1300	0	0	34	0	7	1	0	0	42	42.50
Hourly Total	0	0	125	0	26	3	1	0	155	157.80
Hourly Average	0.00	0.00	31.25	0.00	6.50	0.75	0.25	0.00	38.75	39.45
1300 - 1315	0	0	29	0	9	0	0	0	38	38.00
1315 - 1330	0	0	44	0	5	1	1	0	51	52.80
1330 - 1345	0	0	41	2	6	1	0	0	50	50.50
1345 - 1400	0	0	35	0	8	1	0	0	44	44.50
Hourly Total	0	0	149	2	28	3	1	0	183	185.80
Hourly Average	0.00	0.00	37.25	0.50	7.00	0.75	0.25	0.00	45.75	46.45
1400 - 1415	0	0	30	1	5	0	1	0	37	38.30
1415 - 1430	0	0	36	2	8	1	0	0	47	47.50
1430 - 1445	0	0	31	2	8	0	0	0	41	41.00
1445 - 1500	0	0	31	0	6	3	0	0	40	41.50
Hourly Total	0	0	128	5	27	4	1	0	165	168.30
Hourly Average	0.00	0.00	32.00	1.25	6.75	1.00	0.25	0.00	41.25	42.08
1500 - 1515	0	0	40	1	7	1	0	0	49	49.50
1515 - 1530	0	0	47	1	8	2	0	0	58	59.00
1530 - 1545	0	0	37	0	8	1	0	0	46	46.50
1545 - 1600	0	0	27	1	11	1	2	0	42	45.10
Hourly Total	0	0	151	3	34	5	2	0	195	200.10
Hourly Average	0.00	0.00	37.75	0.75	8.50	1.25	0.50	0.00	48.75	50.03
1600 - 1615	0	0	36	0	16	2	1	0	55	57.30
1615 - 1630	0	0	42	1	12	0	0	0	55	55.00
1630 - 1645	0	0	43	0	16	0	0	0	59	59.00
1645 - 1700	0	0	46	1	8	1	0	0	56	56.50
Hourly Total	0	0	167	2	52	3	1	0	225	227.80
Hourly Average	0.00	0.00	41.75	0.50	13.00	0.75	0.25	0.00	56.25	56.95
1700 - 1715	0	0	32	0	10	0	0	0	42	42.00
1715 - 1730	0	0	33	0	8	1	0	0	42	42.50
1730 - 1745	0	0	34	0	7	2	0	0	43	44.00
1745 - 1800	0	0	40	0	6	2	0	0	48	49.00
Hourly Total	0	0	139	0	31	5	0	0	175	177.50
Hourly Average	0.00	0.00	34.75	0.00	7.75	1.25	0.00	0.00	43.75	44.38
1800 - 1815	0	0	31	0	4	0	0	0	35	35.00
1815 - 1830	0	0	26	0	5	0	0	0	31	31.00
1830 - 1845	0	0	31	0	3	0	0	0	34	34.00
1845 - 1900	0	0	27	0	2	0	0	0	29	29.00
Hourly Total	0	0	115	0	14	0	0	0	129	129.00
Hourly Average	0.00	0.00	28.75	0.00	3.50	0.00	0.00	0.00	32.25	32.25

Session Total	0	0	1838	19	345	41	10	4	2257	2294.50
Session Average	0.00	0.00	38.29	0.40	7.19	0.85	0.21	0.08	47.02	47.80

Kirkby
Classified Junction Count

Site 3 of 12
A506 Valley Road (East)
M57 (South)
A506 Valley Road (West)
M57 (North)

Lat/Long
lat 53.473419° lon -2.901451°

Date
Thursday 20 October 2022

Weather
Sunny Intervals
Temp: 14°C

0700 - 1900 (Thursday 12H Session)

	Movement 4.16: U-Turn from M57 (North) to M57 (North)								Original Data	
TIME	P/CYCLE	M/CYCLE	CAR	TAXI	LGV	OGV1	OGV2	BUS/COACH	TOTAL	PCU TOTAL
0700 - 0715	0	0	0	0	0	0	0	0	0	0.00
0715 - 0730	0	0	0	0	0	0	0	0	0	0.00
0730 - 0745	0	0	0	0	0	0	0	0	0	0.00
0745 - 0800	0	0	0	0	0	0	0	0	0	0.00
Hourly Total	0	0	0	0	0	0	0	0	0	0.00
Hourly Average	0.00	0.00	0.00	0.00	0.00	0.00	0.00	0.00	0.00	0.00
0800 - 0815	0	0	0	0	0	0	0	0	0	0.00
0815 - 0830	0	0	0	0	0	0	0	0	0	0.00
0830 - 0845	0	0	0	0	0	0	0	0	0	0.00
0845 - 0900	0	0	0	0	0	0	0	0	0	0.00
Hourly Total	0	0	0	0	0	0	0	0	0	0.00
Hourly Average	0.00	0.00	0.00	0.00	0.00	0.00	0.00	0.00	0.00	0.00
0900 - 0915	0	0	0	0	0	0	0	0	0	0.00
0915 - 0930	0	0	0	0	0	0	0	0	0	0.00
0930 - 0945	0	0	0	0	0	0	0	0	0	0.00
0945 - 1000	0	0	0	0	0	0	0	0	0	0.00
Hourly Total	0	0	0	0	0	0	0	0	0	0.00
Hourly Average	0.00	0.00	0.00	0.00	0.00	0.00	0.00	0.00	0.00	0.00
1000 - 1015	0	0	0	0	0	0	0	0	0	0.00
1015 - 1030	0	0	0	0	0	0	0	0	0	0.00
1030 - 1045	0	0	0	0	0	0	0	0	0	0.00
1045 - 1100	0	0	0	0	0	0	0	0	0	0.00
Hourly Total	0	0	0	0	0	0	0	0	0	0.00
Hourly Average	0.00	0.00	0.00	0.00	0.00	0.00	0.00	0.00	0.00	0.00
1100 - 1115	0	0	0	0	0	0	0	0	0	0.00
1115 - 1130	0	0	0	0	0	0	0	0	0	0.00
1130 - 1145	0	0	0	0	0	0	0	0	0	0.00
1145 - 1200	0	0	0	0	0	0	0	0	0	0.00
Hourly Total	0	0	0	0	0	0	0	0	0	0.00
Hourly Average	0.00	0.00	0.00	0.00	0.00	0.00	0.00	0.00	0.00	0.00
1200 - 1215	0	0	0	0	0	0	0	0	0	0.00
1215 - 1230	0	0	0	0	0	0	0	0	0	0.00
1230 - 1245	0	0	0	0	0	0	0	0	0	0.00
1245 - 1300	0	0	0	0	0	0	0	0	0	0.00
Hourly Total	0	0	0	0	0	0	0	0	0	0.00
Hourly Average	0.00	0.00	0.00	0.00	0.00	0.00	0.00	0.00	0.00	0.00
1300 - 1315	0	0	0	0	0	0	0	0	0	0.00
1315 - 1330	0	0	0	0	0	0	0	0	0	0.00
1330 - 1345	0	0	0	0	0	0	0	0	0	0.00
1345 - 1400	0	0	0	0	0	0	0	0	0	0.00
Hourly Total	0	0	0	0	0	0	0	0	0	0.00
Hourly Average	0.00	0.00	0.00	0.00	0.00	0.00	0.00	0.00	0.00	0.00
1400 - 1415	0	0	0	0	0	0	0	0	0	0.00
1415 - 1430	0	0	0	0	0	0	0	0	0	0.00
1430 - 1445	0	0	0	0	0	0	0	0	0	0.00
1445 - 1500	0	0	0	0	0	0	0	0	0	0.00
Hourly Total	0	0	0	0	0	0	0	0	0	0.00
Hourly Average	0.00	0.00	0.00	0.00	0.00	0.00	0.00	0.00	0.00	0.00
1500 - 1515	0	0	0	0	0	0	0	0	0	0.00
1515 - 1530	0	0	0	0	0	0	0	0	0	0.00
1530 - 1545	0	0	0	0	0	0	0	0	0	0.00
1545 - 1600	0	0	0	0	0	0	0	0	0	0.00
Hourly Total	0	0	0	0	0	0	0	0	0	0.00
Hourly Average	0.00	0.00	0.00	0.00	0.00	0.00	0.00	0.00	0.00	0.00
1600 - 1615	0	0	0	0	0	0	0	0	0	0.00
1615 - 1630	0	0	0	0	0	0	0	0	0	0.00
1630 - 1645	0	0	0	0	0	0	0	0	0	0.00
1645 - 1700	0	0	0	0	0	0	0	0	0	0.00
Hourly Total	0	0	0	0	0	0	0	0	0	0.00
Hourly Average	0.00	0.00	0.00	0.00	0.00	0.00	0.00	0.00	0.00	0.00
1700 - 1715	0	0	0	0	0	0	0	0	0	0.00
1715 - 1730	0	0	0	0	0	0	0	0	0	0.00
1730 - 1745	0	0	0	0	0	0	0	0	0	0.00
1745 - 1800	0	0	0	0	0	0	0	0	0	0.00
Hourly Total	0	0	0	0	0	0	0	0	0	0.00
Hourly Average	0.00	0.00	0.00	0.00	0.00	0.00	0.00	0.00	0.00	0.00
1800 - 1815	0	0	0	0	0	0	0	0	0	0.00
1815 - 1830	0	0	0	0	0	0	0	0	0	0.00
1830 - 1845	0	0	0	0	0	0	0	0	0	0.00
1845 - 1900	0	0	0	0	0	0	0	0	0	0.00
Hourly Total	0	0	0	0	0	0	0	0	0	0.00
Hourly Average	0.00	0.00	0.00	0.00	0.00	0.00	0.00	0.00	0.00	0.00

Session Total	0	0	0	0	0	0	0	0	0	0.00
Session Average	0.00	0.00	0.00	0.00	0.00	0.00	0.00	0.00	0.00	0.00

Kirkby
Classified Junction Count

Site 4 of 12
Cherryfield Drive
Bewley Drive (East)
Bewley Drive (West)

Lat/Long
lat 53.475586° lon -2.885676°

Date
Thursday 20 October 2022

Weather
Sunny Intervals
Temp: 14°C

0700 - 1900 (Thursday 12H Session)

	Movement 5.1: Left from Cherryfield Drive to Bewley Drive (East)								Original Data	
TIME	P/CYCLE	M/CYCLE	CAR	TAXI	LGV	OGV1	OGV2	BUS/COACH	TOTAL	PCU TOTAL
0700 - 0715	0	0	7	0	0	0	0	3	10	13.00
0715 - 0730	0	0	5	0	0	1	0	2	8	10.50
0730 - 0745	0	0	11	0	6	0	0	1	18	19.00
0745 - 0800	0	0	12	0	2	0	0	2	16	18.00
Hourly Total	0	0	35	0	8	1	0	8	52	60.50
Hourly Average	0.00	0.00	8.75	0.00	2.00	0.25	0.00	2.00	13.00	15.13
0800 - 0815	0	0	15	0	2	0	0	3	20	23.00
0815 - 0830	0	0	22	0	1	0	0	1	24	25.00
0830 - 0845	0	0	29	0	1	0	0	3	33	36.00
0845 - 0900	0	1	44	0	1	0	0	0	46	45.40
Hourly Total	0	1	110	0	5	0	0	7	123	129.40
Hourly Average	0.00	0.25	27.50	0.00	1.25	0.00	0.00	1.75	30.75	32.35
0900 - 0915	0	0	22	0	1	0	0	2	25	27.00
0915 - 0930	0	1	16	0	2	0	0	2	21	22.40
0930 - 0945	0	0	12	0	4	0	0	2	18	20.00
0945 - 1000	0	0	20	0	0	1	0	1	22	23.50
Hourly Total	0	1	70	0	7	1	0	7	86	92.90
Hourly Average	0.00	0.25	17.50	0.00	1.75	0.25	0.00	1.75	21.50	23.23
1000 - 1015	0	0	16	0	4	0	0	0	20	20.00
1015 - 1030	0	1	18	0	4	0	0	1	24	24.40
1030 - 1045	0	2	20	0	5	0	0	2	29	29.80
1045 - 1100	0	1	16	0	0	1	0	1	19	19.90
Hourly Total	0	4	70	0	13	1	0	4	92	94.10
Hourly Average	0.00	1.00	17.50	0.00	3.25	0.25	0.00	1.00	23.00	23.53
1100 - 1115	0	0	24	0	2	0	0	2	28	30.00
1115 - 1130	0	0	18	0	2	0	0	2	22	24.00
1130 - 1145	0	0	17	0	1	0	0	1	19	20.00
1145 - 1200	0	0	19	0	3	1	0	1	24	25.50
Hourly Total	0	0	78	0	8	1	0	6	93	99.50
Hourly Average	0.00	0.00	19.50	0.00	2.00	0.25	0.00	1.50	23.25	24.88
1200 - 1215	0	0	24	0	0	0	2	3	29	34.60
1215 - 1230	0	0	28	0	3	0	0	2	33	35.00
1230 - 1245	0	0	27	0	5	0	0	1	33	34.00
1245 - 1300	0	0	20	0	5	0	0	2	27	29.00
Hourly Total	0	0	99	0	13	0	2	8	122	132.60
Hourly Average	0.00	0.00	24.75	0.00	3.25	0.00	0.50	2.00	30.50	33.15
1300 - 1315	0	0	18	0	1	1	0	1	21	22.50
1315 - 1330	0	0	28	0	2	0	0	2	32	34.00
1330 - 1345	0	1	22	0	0	0	0	1	24	24.40
1345 - 1400	0	0	24	0	1	0	0	1	26	27.00
Hourly Total	0	1	92	0	4	1	0	5	103	107.90
Hourly Average	0.00	0.25	23.00	0.00	1.00	0.25	0.00	1.25	25.75	26.98
1400 - 1415	1	1	22	0	2	0	0	2	28	28.60
1415 - 1430	1	0	19	0	5	0	0	2	27	28.20
1430 - 1445	1	0	23	0	6	0	1	1	32	33.50
1445 - 1500	0	0	28	0	0	1	1	1	31	33.80
Hourly Total	3	1	92	0	13	1	2	6	118	124.10
Hourly Average	0.75	0.25	23.00	0.00	3.25	0.25	0.50	1.50	29.50	31.03
1500 - 1515	0	1	40	0	1	0	0	2	44	45.40
1515 - 1530	0	1	38	0	5	0	0	5	49	53.40
1530 - 1545	0	0	31	0	3	0	0	2	36	38.00
1545 - 1600	0	0	37	0	2	0	0	3	42	45.00
Hourly Total	0	2	146	0	11	0	0	12	171	181.80
Hourly Average	0.00	0.50	36.50	0.00	2.75	0.00	0.00	3.00	42.75	45.45
1600 - 1615	0	0	27	0	3	0	0	1	31	32.00
1615 - 1630	0	0	31	0	4	0	0	1	36	37.00
1630 - 1645	0	0	21	0	7	0	0	2	30	32.00
1645 - 1700	0	1	29	0	5	0	0	2	37	38.40
Hourly Total	0	1	108	0	19	0	0	6	134	139.40
Hourly Average	0.00	0.25	27.00	0.00	4.75	0.00	0.00	1.50	33.50	34.85
1700 - 1715	0	1	31	0	4	0	0	1	37	37.40
1715 - 1730	1	2	38	0	4	0	0	2	47	47.00
1730 - 1745	0	0	27	0	1	0	0	1	29	30.00
1745 - 1800	0	2	26	0	2	0	0	2	32	32.80
Hourly Total	1	5	122	0	11	0	0	6	145	147.20
Hourly Average	0.25	1.25	30.50	0.00	2.75	0.00	0.00	1.50	36.25	36.80
1800 - 1815	0	0	31	0	5	0	0	1	37	38.00
1815 - 1830	0	0	31	0	1	0	0	1	33	34.00
1830 - 1845	0	1	33	0	3	0	0	3	40	42.40
1845 - 1900	0	0	30	0	1	0	0	1	32	33.00
Hourly Total	0	1	125	0	10	0	0	6	142	147.40
Hourly Average	0.00	0.25	31.25	0.00	2.50	0.00	0.00	1.50	35.50	36.85

Session Total	4	17	1147	0	122	6	4	81	1381	1456.80
Session Average	0.08	0.35	23.90	0.00	2.54	0.13	0.08	1.69	28.77	30.35

Kirkby
Classified Junction Count

Site 4 of 12
Cherryfield Drive
Bewley Drive (East)
Bewley Drive (West)

Lat/Long
lat 53.475586° lon -2.885676°

Date
Thursday 20 October 2022

Weather
Sunny Intervals
Temp: 14°C

0700 - 1900 (Thursday 12H Session)

	Movement 5.2: Right from Cherryfield Drive to Bewley Drive (West)								Original Data	
TIME	P/CYCLE	M/CYCLE	CAR	TAXI	LGV	OGV1	OGV2	BUS/COACH	TOTAL	PCU TOTAL
0700 - 0715	0	0	8	0	3	0	0	0	11	11.00
0715 - 0730	0	1	9	0	3	0	0	0	13	12.40
0730 - 0745	0	0	13	0	1	0	0	0	14	14.00
0745 - 0800	0	0	26	0	5	0	0	0	31	31.00
Hourly Total	**0**	**1**	**56**	**0**	**12**	**0**	**0**	**0**	**69**	**68.40**
Hourly Average	**0.00**	**0.25**	**14.00**	**0.00**	**3.00**	**0.00**	**0.00**	**0.00**	**17.25**	**17.10**
0800 - 0815	0	0	21	0	2	0	0	1	24	25.00
0815 - 0830	0	0	20	0	4	0	0	0	24	24.00
0830 - 0845	0	0	31	0	4	0	0	0	35	35.00
0845 - 0900	0	0	20	0	2	0	0	0	22	22.00
Hourly Total	**0**	**0**	**92**	**0**	**12**	**0**	**0**	**1**	**105**	**106.00**
Hourly Average	**0.00**	**0.00**	**23.00**	**0.00**	**3.00**	**0.00**	**0.00**	**0.25**	**26.25**	**26.50**
0900 - 0915	0	1	29	0	3	0	0	2	35	36.40
0915 - 0930	0	0	10	0	2	0	0	1	13	14.00
0930 - 0945	0	0	15	0	0	0	0	0	15	15.00
0945 - 1000	0	0	10	0	0	0	0	1	11	12.00
Hourly Total	**0**	**1**	**64**	**0**	**5**	**0**	**0**	**4**	**74**	**77.40**
Hourly Average	**0.00**	**0.25**	**16.00**	**0.00**	**1.25**	**0.00**	**0.00**	**1.00**	**18.50**	**19.35**
1000 - 1015	1	0	7	0	1	1	0	0	10	9.70
1015 - 1030	0	0	8	1	1	0	0	0	10	10.00
1030 - 1045	0	0	11	0	1	0	0	0	12	12.00
1045 - 1100	0	0	16	0	1	0	1	1	19	21.30
Hourly Total	**1**	**0**	**42**	**1**	**4**	**1**	**1**	**1**	**51**	**53.00**
Hourly Average	**0.25**	**0.00**	**10.50**	**0.25**	**1.00**	**0.25**	**0.25**	**0.25**	**12.75**	**13.25**
1100 - 1115	0	0	9	0	1	1	0	0	11	11.50
1115 - 1130	0	0	7	0	2	0	0	1	10	11.00
1130 - 1145	0	0	15	1	1	0	0	0	17	17.00
1145 - 1200	0	0	11	1	0	0	0	1	13	14.00
Hourly Total	**0**	**0**	**42**	**2**	**4**	**1**	**0**	**2**	**51**	**53.50**
Hourly Average	**0.00**	**0.00**	**10.50**	**0.50**	**1.00**	**0.25**	**0.00**	**0.50**	**12.75**	**13.38**
1200 - 1215	0	1	10	0	2	0	0	0	13	12.40
1215 - 1230	0	0	15	0	0	0	0	1	16	17.00
1230 - 1245	0	0	13	0	1	1	0	0	15	15.50
1245 - 1300	0	0	13	0	1	0	0	1	15	16.00
Hourly Total	**0**	**1**	**51**	**0**	**4**	**1**	**0**	**2**	**59**	**60.90**
Hourly Average	**0.00**	**0.25**	**12.75**	**0.00**	**1.00**	**0.25**	**0.00**	**0.50**	**14.75**	**15.23**
1300 - 1315	0	0	20	2	1	0	0	0	23	23.00
1315 - 1330	0	0	14	0	3	0	0	1	18	19.00
1330 - 1345	0	0	16	0	0	0	0	0	16	16.00
1345 - 1400	0	0	8	0	1	0	0	1	10	11.00
Hourly Total	**0**	**0**	**58**	**2**	**5**	**0**	**0**	**2**	**67**	**69.00**
Hourly Average	**0.00**	**0.00**	**14.50**	**0.50**	**1.25**	**0.00**	**0.00**	**0.50**	**16.75**	**17.25**
1400 - 1415	1	0	18	0	0	1	0	0	20	19.70
1415 - 1430	0	0	14	1	0	0	0	1	16	17.00
1430 - 1445	0	0	14	0	0	0	0	0	14	14.00
1445 - 1500	0	0	12	0	2	0	0	1	15	16.00
Hourly Total	**1**	**0**	**58**	**1**	**2**	**1**	**0**	**2**	**65**	**66.70**
Hourly Average	**0.25**	**0.00**	**14.50**	**0.25**	**0.50**	**0.25**	**0.00**	**0.50**	**16.25**	**16.68**
1500 - 1515	0	0	19	0	3	0	0	0	22	22.00
1515 - 1530	1	0	25	0	2	0	0	1	29	29.20
1530 - 1545	0	0	17	0	1	0	0	0	18	18.00
1545 - 1600	0	0	26	0	1	0	0	1	28	29.00
Hourly Total	**1**	**0**	**87**	**0**	**7**	**0**	**0**	**2**	**97**	**98.20**
Hourly Average	**0.25**	**0.00**	**21.75**	**0.00**	**1.75**	**0.00**	**0.00**	**0.50**	**24.25**	**24.55**
1600 - 1615	0	0	10	0	2	0	0	0	12	12.00
1615 - 1630	0	1	22	1	3	0	0	1	28	28.40
1630 - 1645	1	0	20	0	3	1	0	0	25	24.70
1645 - 1700	0	0	21	0	2	0	0	1	24	25.00
Hourly Total	**1**	**1**	**73**	**1**	**10**	**1**	**0**	**2**	**89**	**90.10**
Hourly Average	**0.25**	**0.25**	**18.25**	**0.25**	**2.50**	**0.25**	**0.00**	**0.50**	**22.25**	**22.53**
1700 - 1715	0	0	16	0	1	0	0	0	17	17.00
1715 - 1730	0	0	22	0	2	0	0	0	24	24.00
1730 - 1745	0	0	15	0	1	0	0	2	18	20.00
1745 - 1800	0	0	19	0	1	0	0	0	20	20.00
Hourly Total	**0**	**0**	**72**	**0**	**5**	**0**	**0**	**2**	**79**	**81.00**
Hourly Average	**0.00**	**0.00**	**18.00**	**0.00**	**1.25**	**0.00**	**0.00**	**0.50**	**19.75**	**20.25**
1800 - 1815	0	0	14	1	0	0	0	1	16	17.00
1815 - 1830	0	1	22	0	0	0	0	0	23	22.40
1830 - 1845	0	0	14	0	2	0	0	0	16	16.00
1845 - 1900	0	0	13	0	2	0	0	0	15	15.00
Hourly Total	**0**	**1**	**63**	**1**	**4**	**0**	**0**	**1**	**70**	**70.40**
Hourly Average	**0.00**	**0.25**	**15.75**	**0.25**	**1.00**	**0.00**	**0.00**	**0.25**	**17.50**	**17.60**

Session Total	**4**	**5**	**758**	**8**	**74**	**5**	**1**	**21**	**876**	**894.60**
Session Average	**0.08**	**0.10**	**15.79**	**0.17**	**1.54**	**0.10**	**0.02**	**0.44**	**18.25**	**18.64**

Kirkby
Classified Junction Count

Site 4 of 12
Cherryfield Drive
Bewley Drive (East)
Bewley Drive (West)

Lat/Long
lat 53.475586° lon -2.885676°

Date
Thursday 20 October 2022

Weather
Sunny Intervals
Temp: 14°C

0700 - 1900 (Thursday 12H Session)

	Movement 5.3: Northbound from Bewley Drive (East) to Bewley Drive (West)								Original Data	
TIME	P/CYCLE	M/CYCLE	CAR	TAXI	LGV	OGV1	OGV2	BUS/COACH	TOTAL	PCU TOTAL
0700 - 0715	0	0	11	0	5	0	0	0	16	16.00
0715 - 0730	0	0	21	0	0	1	0	0	22	22.50
0730 - 0745	0	0	28	0	5	1	0	0	34	34.50
0745 - 0800	0	0	37	0	5	0	0	1	43	44.00
Hourly Total	0	0	97	0	15	2	0	1	115	117.00
Hourly Average	0.00	0.00	24.25	0.00	3.75	0.50	0.00	0.25	28.75	29.25
0800 - 0815	0	0	47	0	2	0	0	0	49	49.00
0815 - 0830	0	0	33	1	8	0	0	1	43	44.00
0830 - 0845	0	0	46	2	5	1	0	0	54	54.50
0845 - 0900	0	0	48	0	1	0	0	0	49	49.00
Hourly Total	0	0	174	3	16	1	0	1	195	196.50
Hourly Average	0.00	0.00	43.50	0.75	4.00	0.25	0.00	0.25	48.75	49.13
0900 - 0915	0	0	19	0	2	3	1	0	25	27.80
0915 - 0930	0	0	24	0	3	1	0	0	28	28.50
0930 - 0945	0	0	15	0	3	2	0	0	20	21.00
0945 - 1000	0	0	15	0	10	0	0	0	25	25.00
Hourly Total	0	0	73	0	18	6	1	0	98	102.30
Hourly Average	0.00	0.00	18.25	0.00	4.50	1.50	0.25	0.00	24.50	25.58
1000 - 1015	0	0	21	2	5	0	0	0	28	28.00
1015 - 1030	0	0	26	0	9	1	0	0	36	36.50
1030 - 1045	0	0	19	0	3	1	0	1	24	25.50
1045 - 1100	1	0	17	0	4	0	0	0	22	21.20
Hourly Total	1	0	83	2	21	2	0	1	110	111.20
Hourly Average	0.25	0.00	20.75	0.50	5.25	0.50	0.00	0.25	27.50	27.80
1100 - 1115	0	0	21	1	1	1	0	0	24	24.50
1115 - 1130	0	0	19	0	5	1	0	0	25	25.50
1130 - 1145	0	0	26	1	3	1	0	0	31	31.50
1145 - 1200	0	0	19	0	2	1	0	0	22	22.50
Hourly Total	0	0	85	2	11	4	0	0	102	104.00
Hourly Average	0.00	0.00	21.25	0.50	2.75	1.00	0.00	0.00	25.50	26.00
1200 - 1215	1	0	28	0	3	1	1	0	34	35.00
1215 - 1230	0	0	33	0	2	0	0	0	35	35.00
1230 - 1245	0	0	25	0	3	0	0	0	28	28.00
1245 - 1300	0	0	39	0	5	0	0	0	44	44.00
Hourly Total	1	0	125	0	13	1	1	0	141	142.00
Hourly Average	0.25	0.00	31.25	0.00	3.25	0.25	0.25	0.00	35.25	35.50
1300 - 1315	2	0	32	1	8	0	0	0	43	41.40
1315 - 1330	0	0	25	0	3	0	0	0	28	28.00
1330 - 1345	0	0	31	0	5	1	0	0	37	37.50
1345 - 1400	0	0	19	1	4	0	0	0	24	24.00
Hourly Total	2	0	107	2	20	1	0	0	132	130.90
Hourly Average	0.50	0.00	26.75	0.50	5.00	0.25	0.00	0.00	33.00	32.73
1400 - 1415	1	0	52	0	3	0	1	0	57	57.50
1415 - 1430	0	0	23	1	3	1	0	0	28	28.50
1430 - 1445	0	0	38	0	3	2	0	0	43	44.00
1445 - 1500	1	1	50	1	5	1	0	0	59	58.10
Hourly Total	2	1	163	2	14	4	1	0	187	188.10
Hourly Average	0.50	0.25	40.75	0.50	3.50	1.00	0.25	0.00	46.75	47.03
1500 - 1515	0	0	34	0	5	0	0	0	39	39.00
1515 - 1530	0	1	39	2	7	1	0	0	50	49.90
1530 - 1545	0	0	41	0	5	1	1	0	48	49.80
1545 - 1600	0	0	40	0	3	0	1	0	44	45.30
Hourly Total	0	1	154	2	20	2	2	0	181	184.00
Hourly Average	0.00	0.25	38.50	0.50	5.00	0.50	0.50	0.00	45.25	46.00
1600 - 1615	1	0	64	0	10	0	0	0	75	74.20
1615 - 1630	1	0	59	2	7	0	0	1	70	70.20
1630 - 1645	2	0	48	0	8	0	0	0	58	56.40
1645 - 1700	0	0	44	0	5	0	0	0	49	49.00
Hourly Total	4	0	215	2	30	0	0	1	252	249.80
Hourly Average	1.00	0.00	53.75	0.50	7.50	0.00	0.00	0.25	63.00	62.45
1700 - 1715	0	0	70	1	8	0	0	0	79	79.00
1715 - 1730	0	1	57	1	7	0	0	0	66	65.40
1730 - 1745	1	0	48	0	3	0	0	0	52	51.20
1745 - 1800	0	0	41	1	3	0	0	0	45	45.00
Hourly Total	1	1	216	3	21	0	0	0	242	240.60
Hourly Average	0.25	0.25	54.00	0.75	5.25	0.00	0.00	0.00	60.50	60.15
1800 - 1815	0	0	35	0	2	0	0	0	37	37.00
1815 - 1830	0	0	34	0	3	0	0	0	37	37.00
1830 - 1845	0	0	25	0	0	0	0	0	25	25.00
1845 - 1900	0	0	28	0	2	0	0	0	30	30.00
Hourly Total	0	0	122	0	7	0	0	0	129	129.00
Hourly Average	0.00	0.00	30.50	0.00	1.75	0.00	0.00	0.00	32.25	32.25

Session Total	11	3	1614	18	206	23	5	4	1884	1895.40
Session Average	0.23	0.06	33.63	0.38	4.29	0.48	0.10	0.08	39.25	39.49

Kirkby
Classified Junction Count

Site 4 of 12
Cherryfield Drive
Bewley Drive (East)
Bewley Drive (West)

Lat/Long
lat 53.475586° lon -2.885676°

Date
Thursday 20 October 2022

Weather
Sunny Intervals
Temp: 14°C

0700 - 1900 (Thursday 12H Session)

	Movement 5.4: Right from Bewley Drive (East) to Cherryfield Drive								Original Data	
TIME	P/CYCLE	M/CYCLE	CAR	TAXI	LGV	OGV1	OGV2	BUS/COACH	TOTAL	PCU TOTAL
0700 - 0715	0	0	6	0	1	0	0	1	8	9.00
0715 - 0730	1	0	5	0	0	0	0	3	9	11.20
0730 - 0745	0	0	14	0	0	0	0	0	14	14.00
0745 - 0800	0	1	19	0	0	0	0	3	23	25.40
Hourly Total	1	1	44	0	1	0	0	7	54	59.60
Hourly Average	0.25	0.25	11.00	0.00	0.25	0.00	0.00	1.75	13.50	14.90
0800 - 0815	0	0	18	0	2	0	0	2	22	24.00
0815 - 0830	0	0	28	0	3	0	0	1	32	33.00
0830 - 0845	0	0	36	0	1	1	0	1	39	40.50
0845 - 0900	0	0	15	0	0	1	0	2	18	20.50
Hourly Total	0	0	97	0	6	2	0	6	111	118.00
Hourly Average	0.00	0.00	24.25	0.00	1.50	0.50	0.00	1.50	27.75	29.50
0900 - 0915	0	0	15	0	3	0	0	0	18	18.00
0915 - 0930	0	0	16	0	2	0	0	2	20	22.00
0930 - 0945	0	1	17	0	0	0	0	1	19	19.40
0945 - 1000	0	0	17	0	3	0	0	3	23	26.00
Hourly Total	0	1	65	0	8	0	0	6	80	85.40
Hourly Average	0.00	0.25	16.25	0.00	2.00	0.00	0.00	1.50	20.00	21.35
1000 - 1015	0	0	14	0	1	0	0	2	17	19.00
1015 - 1030	0	1	13	0	1	0	1	2	18	20.70
1030 - 1045	0	1	19	2	1	1	0	1	25	25.90
1045 - 1100	0	0	25	3	0	0	0	2	30	32.00
Hourly Total	0	2	71	5	3	1	1	7	90	97.60
Hourly Average	0.00	0.50	17.75	1.25	0.75	0.25	0.25	1.75	22.50	24.40
1100 - 1115	0	0	20	0	2	0	0	2	24	26.00
1115 - 1130	0	1	10	0	0	1	0	1	13	13.90
1130 - 1145	0	0	16	1	2	1	0	1	21	22.50
1145 - 1200	0	0	24	0	1	0	0	3	28	31.00
Hourly Total	0	1	70	1	5	2	0	7	86	93.40
Hourly Average	0.00	0.25	17.50	0.25	1.25	0.50	0.00	1.75	21.50	23.35
1200 - 1215	0	0	23	5	3	0	0	1	32	33.00
1215 - 1230	0	0	21	1	0	0	0	2	24	26.00
1230 - 1245	1	0	14	2	3	0	0	2	22	23.20
1245 - 1300	0	0	20	0	0	0	0	1	21	22.00
Hourly Total	1	0	78	8	6	0	0	6	99	104.20
Hourly Average	0.25	0.00	19.50	2.00	1.50	0.00	0.00	1.50	24.75	26.05
1300 - 1315	0	1	22	2	0	0	0	2	27	28.40
1315 - 1330	0	0	23	0	2	0	0	2	27	29.00
1330 - 1345	0	0	21	2	0	0	0	2	25	27.00
1345 - 1400	1	0	15	0	3	0	0	2	21	22.20
Hourly Total	1	1	81	4	5	0	0	8	100	106.60
Hourly Average	0.25	0.25	20.25	1.00	1.25	0.00	0.00	2.00	25.00	26.65
1400 - 1415	1	0	22	0	0	0	0	1	24	24.20
1415 - 1430	1	0	11	1	0	0	2	0	15	16.80
1430 - 1445	0	0	20	4	2	1	0	1	28	29.50
1445 - 1500	0	0	25	2	4	0	0	1	32	33.00
Hourly Total	2	0	78	7	6	1	2	3	99	103.50
Hourly Average	0.50	0.00	19.50	1.75	1.50	0.25	0.50	0.75	24.75	25.88
1500 - 1515	0	1	32	0	0	0	0	2	35	36.40
1515 - 1530	0	2	22	1	1	0	0	2	28	28.80
1530 - 1545	0	0	23	0	2	0	0	1	26	27.00
1545 - 1600	0	0	17	0	1	0	0	0	18	18.00
Hourly Total	0	3	94	1	4	0	0	5	107	110.20
Hourly Average	0.00	0.75	23.50	0.25	1.00	0.00	0.00	1.25	26.75	27.55
1600 - 1615	0	0	29	1	4	0	1	3	38	42.30
1615 - 1630	0	0	28	1	5	0	0	0	34	34.00
1630 - 1645	0	0	33	1	0	0	1	3	38	42.30
1645 - 1700	0	0	25	0	6	0	0	1	32	33.00
Hourly Total	0	0	115	3	15	0	2	7	142	151.60
Hourly Average	0.00	0.00	28.75	0.75	3.75	0.00	0.50	1.75	35.50	37.90
1700 - 1715	0	1	28	0	3	0	0	2	34	35.40
1715 - 1730	0	1	28	1	0	0	0	1	31	31.40
1730 - 1745	1	1	20	0	1	0	0	2	25	25.60
1745 - 1800	0	0	32	0	2	0	0	0	34	34.00
Hourly Total	1	3	108	1	6	0	0	5	124	126.40
Hourly Average	0.25	0.75	27.00	0.25	1.50	0.00	0.00	1.25	31.00	31.60
1800 - 1815	0	0	30	0	1	0	0	2	33	35.00
1815 - 1830	0	0	31	1	1	0	0	2	35	37.00
1830 - 1845	0	2	17	0	2	0	0	1	22	21.80
1845 - 1900	0	0	26	0	3	0	0	1	30	31.00
Hourly Total	0	2	104	1	7	0	0	6	120	124.80
Hourly Average	0.00	0.50	26.00	0.25	1.75	0.00	0.00	1.50	30.00	31.20

Session Total	6	14	1005	31	72	6	5	73	1212	1281.30
Session Average	0.13	0.29	20.94	0.65	1.50	0.13	0.10	1.52	25.25	26.69

Kirkby
Classified Junction Count

Site 4 of 12
Cherryfield Drive
Bewley Drive (East)
Bewley Drive (West)

Lat/Long
lat 53.475586° lon -2.885676°

Date
Thursday 20 October 2022

Weather
Sunny Intervals
Temp: 14°C

0700 - 1900 (Thursday 12H Session)

	Movement 5.5: Left from Bewley Drive (West) to Cherryfield Drive								Original Data	
TIME	P/CYCLE	M/CYCLE	CAR	TAXI	LGV	OGV1	OGV2	BUS/COACH	TOTAL	PCU TOTAL
0700 - 0715	0	0	4	0	1	0	0	0	5	5.00
0715 - 0730	0	0	9	0	1	0	0	0	10	10.00
0730 - 0745	0	0	10	0	3	0	0	1	14	15.00
0745 - 0800	0	0	9	0	2	0	0	0	11	11.00
Hourly Total	0	0	32	0	7	0	0	1	40	41.00
Hourly Average	0.00	0.00	8.00	0.00	1.75	0.00	0.00	0.25	10.00	10.25
0800 - 0815	0	0	11	0	2	0	0	0	13	13.00
0815 - 0830	0	0	15	0	3	0	0	0	18	18.00
0830 - 0845	0	0	34	0	1	0	0	0	35	35.00
0845 - 0900	0	0	19	0	2	0	0	0	21	21.00
Hourly Total	0	0	79	0	8	0	0	0	87	87.00
Hourly Average	0.00	0.00	19.75	0.00	2.00	0.00	0.00	0.00	21.75	21.75
0900 - 0915	0	0	17	0	2	0	0	0	19	19.00
0915 - 0930	0	0	22	0	1	0	0	0	23	23.00
0930 - 0945	0	0	19	0	1	0	0	0	20	20.00
0945 - 1000	0	0	7	0	2	0	0	0	9	9.00
Hourly Total	0	0	65	0	6	0	0	0	71	71.00
Hourly Average	0.00	0.00	16.25	0.00	1.50	0.00	0.00	0.00	17.75	17.75
1000 - 1015	0	0	16	0	2	0	0	0	18	18.00
1015 - 1030	0	0	12	0	0	0	0	0	12	12.00
1030 - 1045	0	0	15	0	1	0	0	0	16	16.00
1045 - 1100	0	0	10	0	0	0	0	0	10	10.00
Hourly Total	0	0	53	0	3	0	0	0	56	56.00
Hourly Average	0.00	0.00	13.25	0.00	0.75	0.00	0.00	0.00	14.00	14.00
1100 - 1115	0	0	12	0	1	0	1	0	14	15.30
1115 - 1130	0	0	9	0	0	1	0	0	10	10.50
1130 - 1145	0	0	15	0	2	0	0	0	17	17.00
1145 - 1200	0	0	10	0	0	0	0	0	10	10.00
Hourly Total	0	0	46	0	3	1	1	0	51	52.80
Hourly Average	0.00	0.00	11.50	0.00	0.75	0.25	0.25	0.00	12.75	13.20
1200 - 1215	0	0	6	0	1	0	0	0	7	7.00
1215 - 1230	0	0	18	0	1	0	0	0	19	19.00
1230 - 1245	0	0	13	0	0	0	0	0	13	13.00
1245 - 1300	0	0	19	0	2	0	0	0	21	21.00
Hourly Total	0	0	56	0	4	0	0	0	60	60.00
Hourly Average	0.00	0.00	14.00	0.00	1.00	0.00	0.00	0.00	15.00	15.00
1300 - 1315	0	0	27	0	2	0	0	0	29	29.00
1315 - 1330	0	0	14	0	1	0	0	0	15	15.00
1330 - 1345	0	0	16	0	0	0	0	0	16	16.00
1345 - 1400	0	0	9	0	1	0	0	0	10	10.00
Hourly Total	0	0	66	0	4	0	0	0	70	70.00
Hourly Average	0.00	0.00	16.50	0.00	1.00	0.00	0.00	0.00	17.50	17.50
1400 - 1415	0	0	13	0	1	0	0	0	14	14.00
1415 - 1430	0	0	19	0	3	0	0	0	22	22.00
1430 - 1445	0	0	13	0	0	0	0	0	13	13.00
1445 - 1500	0	1	21	0	2	0	0	0	24	23.40
Hourly Total	0	1	66	0	6	0	0	0	73	72.40
Hourly Average	0.00	0.25	16.50	0.00	1.50	0.00	0.00	0.00	18.25	18.10
1500 - 1515	0	0	28	0	2	0	0	0	30	30.00
1515 - 1530	0	0	15	0	4	0	0	0	19	19.00
1530 - 1545	0	0	17	0	1	0	0	0	18	18.00
1545 - 1600	0	0	21	0	1	0	0	0	22	22.00
Hourly Total	0	0	81	0	8	0	0	0	89	89.00
Hourly Average	0.00	0.00	20.25	0.00	2.00	0.00	0.00	0.00	22.25	22.25
1600 - 1615	0	0	25	0	1	0	0	0	26	26.00
1615 - 1630	0	1	24	0	1	0	0	0	26	25.40
1630 - 1645	0	0	22	0	2	0	0	0	24	24.00
1645 - 1700	0	0	20	0	3	0	0	0	23	23.00
Hourly Total	0	1	91	0	7	0	0	0	99	98.40
Hourly Average	0.00	0.25	22.75	0.00	1.75	0.00	0.00	0.00	24.75	24.60
1700 - 1715	0	0	26	0	1	0	0	0	27	27.00
1715 - 1730	0	1	19	0	3	0	0	1	24	24.40
1730 - 1745	0	1	25	0	0	0	0	0	26	25.40
1745 - 1800	0	0	27	0	1	0	0	0	28	28.00
Hourly Total	0	2	97	0	5	0	0	1	105	104.80
Hourly Average	0.00	0.50	24.25	0.00	1.25	0.00	0.00	0.25	26.25	26.20
1800 - 1815	0	0	18	0	2	0	0	0	20	20.00
1815 - 1830	0	0	23	0	1	0	0	0	24	24.00
1830 - 1845	0	0	23	0	3	0	0	0	26	26.00
1845 - 1900	0	0	15	0	2	0	0	0	17	17.00
Hourly Total	0	0	79	0	8	0	0	0	87	87.00
Hourly Average	0.00	0.00	19.75	0.00	2.00	0.00	0.00	0.00	21.75	21.75

Session Total	0	4	811	0	69	1	1	2	888	889.40
Session Average	0.00	0.08	16.90	0.00	1.44	0.02	0.02	0.04	18.50	18.53

Kirkby
Classified Junction Count

Site 4 of 12
Cherryfield Drive
Bewley Drive (East)
Bewley Drive (West)

Lat/Long
lat 53.475586° lon -2.885676°

Date
Thursday 20 October 2022

Weather
Sunny Intervals
Temp: 14°C

0700 - 1900 (Thursday 12H Session)

	Movement 5.6: Southbound from Bewley Drive (West) to Bewley Drive (East)								Original Data	
TIME	P/CYCLE	M/CYCLE	CAR	TAXI	LGV	OGV1	OGV2	BUS/COACH	TOTAL	PCU TOTAL
0700 - 0715	0	0	14	0	2	1	0	0	17	17.50
0715 - 0730	0	0	17	0	2	0	0	0	19	19.00
0730 - 0745	0	1	18	0	2	0	1	1	23	24.70
0745 - 0800	2	0	33	0	9	0	0	0	44	42.40
Hourly Total	2	1	82	0	15	1	1	1	103	103.60
Hourly Average	0.50	0.25	20.50	0.00	3.75	0.25	0.25	0.25	25.75	25.90
0800 - 0815	0	0	27	0	11	0	0	1	39	40.00
0815 - 0830	0	0	24	0	1	0	1	1	27	29.30
0830 - 0845	0	0	36	0	6	1	1	0	44	45.80
0845 - 0900	0	0	53	0	4	0	0	0	57	57.00
Hourly Total	0	0	140	0	22	1	2	2	167	172.10
Hourly Average	0.00	0.00	35.00	0.00	5.50	0.25	0.50	0.50	41.75	43.03
0900 - 0915	0	0	36	0	7	0	0	0	43	43.00
0915 - 0930	0	0	21	0	8	1	0	0	30	30.50
0930 - 0945	0	0	22	0	3	1	0	0	26	26.50
0945 - 1000	0	0	20	0	3	0	0	0	23	23.00
Hourly Total	0	0	99	0	21	2	0	0	122	123.00
Hourly Average	0.00	0.00	24.75	0.00	5.25	0.50	0.00	0.00	30.50	30.75
1000 - 1015	0	0	20	0	3	0	0	0	23	23.00
1015 - 1030	0	0	15	0	10	0	0	0	25	25.00
1030 - 1045	0	0	20	0	4	1	0	0	25	25.50
1045 - 1100	0	0	27	0	1	0	0	0	28	28.00
Hourly Total	0	0	82	0	18	1	0	0	101	101.50
Hourly Average	0.00	0.00	20.50	0.00	4.50	0.25	0.00	0.00	25.25	25.38
1100 - 1115	0	0	22	0	2	0	0	0	24	24.00
1115 - 1130	0	0	24	0	3	1	0	0	28	28.50
1130 - 1145	0	0	20	0	2	0	0	0	22	22.00
1145 - 1200	0	0	23	0	4	1	0	0	28	28.50
Hourly Total	0	0	89	0	11	2	0	0	102	103.00
Hourly Average	0.00	0.00	22.25	0.00	2.75	0.50	0.00	0.00	25.50	25.75
1200 - 1215	0	0	21	0	4	0	1	0	26	27.30
1215 - 1230	0	0	24	0	6	0	0	0	30	30.00
1230 - 1245	0	0	25	0	5	0	0	0	30	30.00
1245 - 1300	0	0	18	0	2	0	0	0	20	20.00
Hourly Total	0	0	88	0	17	0	1	0	106	107.30
Hourly Average	0.00	0.00	22.00	0.00	4.25	0.00	0.25	0.00	26.50	26.83
1300 - 1315	0	0	36	0	2	1	1	0	40	41.80
1315 - 1330	2	0	16	0	5	0	0	0	23	21.40
1330 - 1345	0	0	26	0	2	0	0	0	28	28.00
1345 - 1400	0	0	26	0	5	0	0	0	31	31.00
Hourly Total	2	0	104	0	14	1	1	0	122	122.20
Hourly Average	0.50	0.00	26.00	0.00	3.50	0.25	0.25	0.00	30.50	30.55
1400 - 1415	0	0	26	0	2	1	0	0	29	29.50
1415 - 1430	0	0	25	0	6	0	0	0	31	31.00
1430 - 1445	1	0	27	0	4	0	1	0	33	33.50
1445 - 1500	0	0	23	0	6	1	0	0	30	30.50
Hourly Total	1	0	101	0	18	2	1	0	123	124.50
Hourly Average	0.25	0.00	25.25	0.00	4.50	0.50	0.25	0.00	30.75	31.13
1500 - 1515	0	1	42	0	10	1	0	0	54	53.90
1515 - 1530	0	0	38	0	2	1	0	0	41	41.50
1530 - 1545	0	0	44	0	9	0	0	1	54	55.00
1545 - 1600	0	0	40	0	2	0	0	0	42	42.00
Hourly Total	0	1	164	0	23	2	0	1	191	192.40
Hourly Average	0.00	0.25	41.00	0.00	5.75	0.50	0.00	0.25	47.75	48.10
1600 - 1615	0	0	36	0	8	1	0	0	45	45.50
1615 - 1630	0	1	37	0	10	0	0	1	49	49.40
1630 - 1645	0	1	34	0	4	1	0	0	40	39.90
1645 - 1700	0	0	41	0	4	0	0	0	45	45.00
Hourly Total	0	2	148	0	26	2	0	1	179	179.80
Hourly Average	0.00	0.50	37.00	0.00	6.50	0.50	0.00	0.25	44.75	44.95
1700 - 1715	0	0	40	0	5	0	0	0	45	45.00
1715 - 1730	0	0	30	0	1	0	0	0	31	31.00
1730 - 1745	0	0	43	0	3	0	0	0	46	46.00
1745 - 1800	0	0	34	0	2	0	0	0	36	36.00
Hourly Total	0	0	147	0	11	0	0	0	158	158.00
Hourly Average	0.00	0.00	36.75	0.00	2.75	0.00	0.00	0.00	39.50	39.50
1800 - 1815	0	0	31	0	2	0	0	0	33	33.00
1815 - 1830	1	0	27	0	0	0	0	0	28	27.20
1830 - 1845	0	0	26	0	3	0	0	0	29	29.00
1845 - 1900	0	1	28	0	4	0	0	0	33	32.40
Hourly Total	1	1	112	0	9	0	0	0	123	121.60
Hourly Average	0.25	0.25	28.00	0.00	2.25	0.00	0.00	0.00	30.75	30.40

Session Total	6	5	1356	0	205	14	6	5	1597	1609.00
Session Average	0.13	0.10	28.25	0.00	4.27	0.29	0.13	0.10	33.27	33.52

Kirkby
Classified Junction Count

Site 5 of 12
Old Rough Lane
A5208 County Road
A506 Hall Lane
A506 County Road

Lat/Long
lat 53.484443° lon -2.884672°

Date
Thursday 20 October 2022

Weather
Sunny Intervals
Temp: 14°C

0700 - 1900 (Thursday 12H Session)

	Movement 6.1: Left from Old Rough Lane to A5208 County Road								Original Data	
TIME	P/CYCLE	M/CYCLE	CAR	TAXI	LGV	OGV1	OGV2	BUS/COACH	TOTAL	PCU TOTAL
0700 - 0715	0	0	8	0	4	0	0	0	12	12.00
0715 - 0730	0	0	8	0	0	0	0	0	8	8.00
0730 - 0745	0	0	6	0	2	0	0	0	8	8.00
0745 - 0800	0	0	7	0	1	0	0	0	8	8.00
Hourly Total	0	0	29	0	7	0	0	0	36	36.00
Hourly Average	0.00	0.00	7.25	0.00	1.75	0.00	0.00	0.00	9.00	9.00
0800 - 0815	0	0	20	0	3	0	0	0	23	23.00
0815 - 0830	0	0	18	0	4	0	0	0	22	22.00
0830 - 0845	0	1	38	0	4	0	0	0	43	42.40
0845 - 0900	0	0	44	0	0	0	0	0	44	44.00
Hourly Total	0	1	120	0	11	0	0	0	132	131.40
Hourly Average	0.00	0.25	30.00	0.00	2.75	0.00	0.00	0.00	33.00	32.85
0900 - 0915	0	1	28	1	1	0	0	0	31	30.40
0915 - 0930	0	0	24	1	5	1	0	0	31	31.50
0930 - 0945	0	0	18	1	1	1	0	0	21	21.50
0945 - 1000	0	1	10	0	1	0	0	0	12	11.40
Hourly Total	0	2	80	3	8	2	0	0	95	94.80
Hourly Average	0.00	0.50	20.00	0.75	2.00	0.50	0.00	0.00	23.75	23.70
1000 - 1015	0	0	25	1	1	0	0	0	27	27.00
1015 - 1030	0	0	10	3	2	0	0	0	15	15.00
1030 - 1045	0	1	23	1	1	0	1	0	27	27.70
1045 - 1100	0	1	20	4	4	0	0	0	29	28.40
Hourly Total	0	2	78	9	8	0	1	0	98	98.10
Hourly Average	0.00	0.50	19.50	2.25	2.00	0.00	0.25	0.00	24.50	24.53
1100 - 1115	0	0	23	1	1	0	0	0	25	25.00
1115 - 1130	0	1	23	1	2	0	0	0	27	26.40
1130 - 1145	0	0	23	0	1	0	0	0	24	24.00
1145 - 1200	0	0	17	2	5	1	1	0	26	27.80
Hourly Total	0	1	86	4	9	1	1	0	102	103.20
Hourly Average	0.00	0.25	21.50	1.00	2.25	0.25	0.25	0.00	25.50	25.80
1200 - 1215	0	2	20	1	2	0	0	0	25	23.80
1215 - 1230	0	1	20	0	4	0	0	0	25	24.40
1230 - 1245	0	0	20	0	1	0	0	0	21	21.00
1245 - 1300	0	0	21	3	1	0	0	0	25	25.00
Hourly Total	0	3	81	4	8	0	0	0	96	94.20
Hourly Average	0.00	0.75	20.25	1.00	2.00	0.00	0.00	0.00	24.00	23.55
1300 - 1315	0	0	27	1	1	0	0	0	29	29.00
1315 - 1330	0	0	19	2	2	1	0	0	24	24.50
1330 - 1345	0	1	17	2	1	0	0	0	21	20.40
1345 - 1400	0	0	28	2	1	1	1	0	33	34.80
Hourly Total	0	1	91	7	5	2	1	0	107	108.70
Hourly Average	0.00	0.25	22.75	1.75	1.25	0.50	0.25	0.00	26.75	27.18
1400 - 1415	0	0	19	1	1	0	0	0	21	21.00
1415 - 1430	0	1	14	4	2	0	0	0	21	20.40
1430 - 1445	0	0	19	3	2	0	1	0	25	26.30
1445 - 1500	0	2	24	2	2	0	0	0	30	28.80
Hourly Total	0	3	76	10	7	0	1	0	97	96.50
Hourly Average	0.00	0.75	19.00	2.50	1.75	0.00	0.25	0.00	24.25	24.13
1500 - 1515	0	0	25	4	1	0	0	0	30	30.00
1515 - 1530	0	0	25	3	1	0	0	0	29	29.00
1530 - 1545	0	0	29	4	1	0	0	0	34	34.00
1545 - 1600	0	2	27	1	2	0	0	1	33	32.80
Hourly Total	0	2	106	12	5	0	0	1	126	125.80
Hourly Average	0.00	0.50	26.50	3.00	1.25	0.00	0.00	0.25	31.50	31.45
1600 - 1615	0	1	29	0	5	1	0	0	36	35.90
1615 - 1630	0	1	35	2	1	0	0	0	39	38.40
1630 - 1645	0	0	18	1	1	0	0	0	20	20.00
1645 - 1700	0	1	22	1	1	1	0	0	26	25.90
Hourly Total	0	3	104	4	8	2	0	0	121	120.20
Hourly Average	0.00	0.75	26.00	1.00	2.00	0.50	0.00	0.00	30.25	30.05
1700 - 1715	0	0	28	2	2	0	0	0	32	32.00
1715 - 1730	0	1	27	0	3	0	0	0	31	30.40
1730 - 1745	0	2	20	3	2	0	0	0	27	25.80
1745 - 1800	0	1	32	1	3	0	0	0	37	36.40
Hourly Total	0	4	107	6	10	0	0	0	127	124.60
Hourly Average	0.00	1.00	26.75	1.50	2.50	0.00	0.00	0.00	31.75	31.15
1800 - 1815	0	0	27	1	2	0	0	0	30	30.00
1815 - 1830	0	0	27	0	0	0	0	0	27	27.00
1830 - 1845	0	0	19	0	1	0	0	0	20	20.00
1845 - 1900	0	0	20	0	2	0	0	0	22	22.00
Hourly Total	0	0	93	1	5	0	0	0	99	99.00
Hourly Average	0.00	0.00	23.25	0.25	1.25	0.00	0.00	0.00	24.75	24.75

Session Total	0	22	1051	60	91	7	4	1	1236	1232.50
Session Average	0.00	0.46	21.90	1.25	1.90	0.15	0.08	0.02	25.75	25.68

Kirkby
Classified Junction Count

Site 5 of 12
Old Rough Lane
A5208 County Road
A506 Hall Lane
A506 County Road

Lat/Long
lat 53.484443° lon -2.884672°

Date
Thursday 20 October 2022

Weather
Sunny Intervals
Temp: 14°C

0700 - 1900 (Thursday 12H Session)

	Movement 6.2: Westbound from Old Rough Lane to A506 Hall Lane								Original Data	
TIME	P/CYCLE	M/CYCLE	CAR	TAXI	LGV	OGV1	OGV2	BUS/COACH	TOTAL	PCU TOTAL
0700 - 0715	0	0	28	0	5	2	0	2	37	40.00
0715 - 0730	0	0	34	0	6	1	0	1	42	43.50
0730 - 0745	0	0	34	0	6	0	0	1	41	42.00
0745 - 0800	0	0	46	0	10	0	0	2	58	60.00
Hourly Total	0	0	142	0	27	3	0	6	178	185.50
Hourly Average	0.00	0.00	35.50	0.00	6.75	0.75	0.00	1.50	44.50	46.38
0800 - 0815	0	0	44	2	8	0	0	0	54	54.00
0815 - 0830	0	0	60	3	2	0	0	1	66	67.00
0830 - 0845	0	0	63	3	3	0	0	0	69	69.00
0845 - 0900	0	1	53	1	5	0	0	2	62	63.40
Hourly Total	0	1	220	9	18	0	0	3	251	253.40
Hourly Average	0.00	0.25	55.00	2.25	4.50	0.00	0.00	0.75	62.75	63.35
0900 - 0915	0	0	30	1	3	0	0	0	34	34.00
0915 - 0930	0	1	29	2	6	0	0	1	39	39.40
0930 - 0945	0	1	24	2	1	1	0	1	30	30.90
0945 - 1000	0	0	22	7	7	1	1	0	38	39.80
Hourly Total	0	2	105	12	17	2	1	2	141	144.10
Hourly Average	0.00	0.50	26.25	3.00	4.25	0.50	0.25	0.50	35.25	36.03
1000 - 1015	0	0	28	5	2	1	1	1	38	40.80
1015 - 1030	0	0	31	2	0	1	0	1	35	36.50
1030 - 1045	0	0	27	2	2	1	0	1	33	34.50
1045 - 1100	0	1	21	1	5	0	0	1	29	29.40
Hourly Total	0	1	107	10	9	3	1	4	135	141.20
Hourly Average	0.00	0.25	26.75	2.50	2.25	0.75	0.25	1.00	33.75	35.30
1100 - 1115	0	0	26	4	2	1	0	0	33	33.50
1115 - 1130	0	0	25	2	2	0	0	1	30	31.00
1130 - 1145	0	0	31	5	2	1	0	1	40	41.50
1145 - 1200	0	0	29	4	5	0	0	1	39	40.00
Hourly Total	0	0	111	15	11	2	0	3	142	146.00
Hourly Average	0.00	0.00	27.75	3.75	2.75	0.50	0.00	0.75	35.50	36.50
1200 - 1215	0	0	22	5	4	0	0	0	31	31.00
1215 - 1230	0	0	24	2	4	0	0	1	31	32.00
1230 - 1245	0	0	28	3	4	0	0	0	35	35.00
1245 - 1300	0	0	21	2	1	0	0	2	26	28.00
Hourly Total	0	0	95	12	13	0	0	3	123	126.00
Hourly Average	0.00	0.00	23.75	3.00	3.25	0.00	0.00	0.75	30.75	31.50
1300 - 1315	0	0	28	1	3	0	0	0	32	32.00
1315 - 1330	0	0	24	3	2	0	0	1	30	31.00
1330 - 1345	0	0	22	2	3	1	0	1	29	30.50
1345 - 1400	0	0	30	5	2	0	0	0	37	37.00
Hourly Total	0	0	104	11	10	1	0	2	128	130.50
Hourly Average	0.00	0.00	26.00	2.75	2.50	0.25	0.00	0.50	32.00	32.63
1400 - 1415	0	0	33	3	12	0	0	1	49	50.00
1415 - 1430	0	0	27	2	3	1	0	0	33	33.50
1430 - 1445	0	0	38	2	3	1	0	2	46	48.50
1445 - 1500	0	0	39	2	4	0	0	0	45	45.00
Hourly Total	0	0	137	9	22	2	0	3	173	177.00
Hourly Average	0.00	0.00	34.25	2.25	5.50	0.50	0.00	0.75	43.25	44.25
1500 - 1515	0	0	45	3	5	1	0	1	55	56.50
1515 - 1530	0	0	44	3	3	0	0	1	51	52.00
1530 - 1545	0	0	53	3	4	0	1	2	63	66.30
1545 - 1600	0	0	39	1	2	1	0	0	43	43.50
Hourly Total	0	0	181	10	14	2	1	4	212	218.30
Hourly Average	0.00	0.00	45.25	2.50	3.50	0.50	0.25	1.00	53.00	54.58
1600 - 1615	0	0	36	1	1	0	0	0	38	38.00
1615 - 1630	0	0	43	0	4	0	0	1	48	49.00
1630 - 1645	0	0	32	4	4	1	0	0	41	41.50
1645 - 1700	0	0	32	3	5	0	0	0	40	40.00
Hourly Total	0	0	143	8	14	1	0	1	167	168.50
Hourly Average	0.00	0.00	35.75	2.00	3.50	0.25	0.00	0.25	41.75	42.13
1700 - 1715	0	0	38	1	3	1	0	1	44	45.50
1715 - 1730	0	0	37	1	4	0	0	0	42	42.00
1730 - 1745	1	0	34	1	5	1	0	0	42	41.70
1745 - 1800	0	1	33	0	5	0	0	2	41	42.40
Hourly Total	1	1	142	3	17	2	0	3	169	171.60
Hourly Average	0.25	0.25	35.50	0.75	4.25	0.50	0.00	0.75	42.25	42.90
1800 - 1815	0	0	27	4	3	0	0	0	34	34.00
1815 - 1830	0	0	45	1	2	1	0	0	49	49.50
1830 - 1845	0	0	25	0	3	0	0	2	30	32.00
1845 - 1900	0	0	39	0	4	0	0	1	44	45.00
Hourly Total	0	0	136	5	12	1	0	3	157	160.50
Hourly Average	0.00	0.00	34.00	1.25	3.00	0.25	0.00	0.75	39.25	40.13

Session Total	1	5	1623	104	184	19	3	37	1976	2022.60
Session Average	0.02	0.10	33.81	2.17	3.83	0.40	0.06	0.77	41.17	42.14

Kirkby
Classified Junction Count

Site 5 of 12
Old Rough Lane
A5208 County Road
A506 Hall Lane
A506 County Road

Lat/Long
lat 53.484443° lon -2.884672°

Date
Thursday 20 October 2022

Weather
Sunny Intervals
Temp: 14°C

0700 - 1900 (Thursday 12H Session)

	Movement 6.3: Right from Old Rough Lane to A506 County Road								Original Data	
TIME	P/CYCLE	M/CYCLE	CAR	TAXI	LGV	OGV1	OGV2	BUS/COACH	TOTAL	PCU TOTAL
0700 - 0715	0	0	17	0	2	1	0	0	20	20.50
0715 - 0730	0	0	9	0	1	0	0	0	10	10.00
0730 - 0745	0	0	18	1	7	1	0	0	27	27.50
0745 - 0800	0	0	23	0	4	0	0	0	27	27.00
Hourly Total	**0**	**0**	**67**	**1**	**14**	**2**	**0**	**0**	84	**85.00**
Hourly Average	**0.00**	**0.00**	**16.75**	**0.25**	**3.50**	**0.50**	**0.00**	**0.00**	**21.00**	**21.25**
0800 - 0815	0	0	18	3	3	0	0	0	24	24.00
0815 - 0830	0	0	25	1	4	1	0	0	31	31.50
0830 - 0845	0	0	32	2	0	0	0	0	34	34.00
0845 - 0900	0	0	32	1	2	0	0	0	35	35.00
Hourly Total	**0**	**0**	**107**	**7**	**9**	**1**	**0**	**0**	124	**124.50**
Hourly Average	**0.00**	**0.00**	**26.75**	**1.75**	**2.25**	**0.25**	**0.00**	**0.00**	**31.00**	**31.13**
0900 - 0915	0	0	19	2	1	0	0	0	22	22.00
0915 - 0930	0	0	19	5	3	0	0	0	27	27.00
0930 - 0945	0	0	17	0	4	0	0	0	21	21.00
0945 - 1000	0	0	11	2	1	0	0	0	14	14.00
Hourly Total	**0**	**0**	**66**	**9**	**9**	**0**	**0**	**0**	84	**84.00**
Hourly Average	**0.00**	**0.00**	**16.50**	**2.25**	**2.25**	**0.00**	**0.00**	**0.00**	**21.00**	**21.00**
1000 - 1015	0	0	14	0	0	0	0	0	14	14.00
1015 - 1030	0	0	5	2	0	1	0	0	8	8.50
1030 - 1045	0	0	10	3	1	0	0	0	14	14.00
1045 - 1100	0	0	8	1	1	0	0	0	10	10.00
Hourly Total	**0**	**0**	**37**	**6**	**2**	**1**	**0**	**0**	46	**46.50**
Hourly Average	**0.00**	**0.00**	**9.25**	**1.50**	**0.50**	**0.25**	**0.00**	**0.00**	**11.50**	**11.63**
1100 - 1115	0	0	13	1	3	0	0	0	17	17.00
1115 - 1130	0	0	9	1	2	0	0	0	12	12.00
1130 - 1145	0	0	10	2	2	0	0	0	14	14.00
1145 - 1200	0	0	15	1	4	0	0	0	20	20.00
Hourly Total	**0**	**0**	**47**	**5**	**11**	**0**	**0**	**0**	63	**63.00**
Hourly Average	**0.00**	**0.00**	**11.75**	**1.25**	**2.75**	**0.00**	**0.00**	**0.00**	**15.75**	**15.75**
1200 - 1215	0	0	14	2	0	0	0	0	16	16.00
1215 - 1230	0	0	14	1	4	0	0	0	19	19.00
1230 - 1245	0	0	14	1	1	0	0	0	16	16.00
1245 - 1300	0	0	15	2	0	0	0	0	17	17.00
Hourly Total	**0**	**0**	**57**	**6**	**5**	**0**	**0**	**0**	68	**68.00**
Hourly Average	**0.00**	**0.00**	**14.25**	**1.50**	**1.25**	**0.00**	**0.00**	**0.00**	**17.00**	**17.00**
1300 - 1315	0	0	12	0	1	0	0	0	13	13.00
1315 - 1330	0	0	16	1	2	0	0	0	19	19.00
1330 - 1345	0	0	10	0	3	1	0	0	14	14.50
1345 - 1400	0	0	23	0	0	1	0	0	24	24.50
Hourly Total	**0**	**0**	**61**	**1**	**6**	**2**	**0**	**0**	70	**71.00**
Hourly Average	**0.00**	**0.00**	**15.25**	**0.25**	**1.50**	**0.50**	**0.00**	**0.00**	**17.50**	**17.75**
1400 - 1415	0	0	17	0	2	0	0	0	19	19.00
1415 - 1430	0	0	11	0	1	0	0	0	12	12.00
1430 - 1445	0	0	16	0	3	1	0	0	20	20.50
1445 - 1500	0	0	42	1	5	0	0	0	48	48.00
Hourly Total	**0**	**0**	**86**	**1**	**11**	**1**	**0**	**0**	99	**99.50**
Hourly Average	**0.00**	**0.00**	**21.50**	**0.25**	**2.75**	**0.25**	**0.00**	**0.00**	**24.75**	**24.88**
1500 - 1515	0	0	43	1	4	0	0	1	49	50.00
1515 - 1530	0	0	35	1	2	0	0	0	38	38.00
1530 - 1545	0	2	42	3	3	0	0	0	50	48.80
1545 - 1600	0	0	35	1	3	1	0	1	41	42.50
Hourly Total	**0**	**2**	**155**	**6**	**12**	**1**	**0**	**2**	178	**179.30**
Hourly Average	**0.00**	**0.50**	**38.75**	**1.50**	**3.00**	**0.25**	**0.00**	**0.50**	**44.50**	**44.83**
1600 - 1615	0	0	35	0	0	2	0	1	38	40.00
1615 - 1630	0	0	17	0	4	0	0	0	21	21.00
1630 - 1645	0	1	29	2	4	0	0	0	36	35.40
1645 - 1700	0	0	18	2	3	0	0	0	23	23.00
Hourly Total	**0**	**1**	**99**	**4**	**11**	**2**	**0**	**1**	118	**119.40**
Hourly Average	**0.00**	**0.25**	**24.75**	**1.00**	**2.75**	**0.50**	**0.00**	**0.25**	**29.50**	**29.85**
1700 - 1715	0	0	21	0	6	0	0	0	27	27.00
1715 - 1730	0	0	26	0	1	1	0	0	28	28.50
1730 - 1745	0	0	24	1	4	0	0	0	29	29.00
1745 - 1800	0	0	38	1	4	0	0	0	43	43.00
Hourly Total	**0**	**0**	**109**	**2**	**15**	**1**	**0**	**0**	127	**127.50**
Hourly Average	**0.00**	**0.00**	**27.25**	**0.50**	**3.75**	**0.25**	**0.00**	**0.00**	**31.75**	**31.88**
1800 - 1815	0	0	23	0	5	0	0	0	28	28.00
1815 - 1830	0	0	22	0	2	0	0	0	24	24.00
1830 - 1845	0	1	24	0	2	0	0	0	27	26.40
1845 - 1900	0	0	16	2	2	0	0	0	20	20.00
Hourly Total	**0**	**1**	**85**	**2**	**11**	**0**	**0**	**0**	99	**98.40**
Hourly Average	**0.00**	**0.25**	**21.25**	**0.50**	**2.75**	**0.00**	**0.00**	**0.00**	**24.75**	**24.60**

Session Total	**0**	**4**	**976**	**50**	**116**	**11**	**0**	**3**	**1160**	**1166.10**
Session Average	**0.00**	**0.08**	**20.33**	**1.04**	**2.42**	**0.23**	**0.00**	**0.06**	**24.17**	**24.29**

Kirkby
Classified Junction Count

Site 5 of 12
Old Rough Lane
A5208 County Road
A506 Hall Lane
A506 County Road

Lat/Long
lat 53.484443° lon -2.884672°

Date
Thursday 20 October 2022

Weather
Sunny Intervals
Temp: 14°C

0700 - 1900 (Thursday 12H Session)

	Movement 6.4: Left from A5208 County Road to A506 Hall Lane								Original Data	
TIME	P/CYCLE	M/CYCLE	CAR	TAXI	LGV	OGV1	OGV2	BUS/COACH	TOTAL	PCU TOTAL
0700 - 0715	0	0	8	0	1	0	0	0	9	9.00
0715 - 0730	0	0	24	0	4	1	1	0	30	31.80
0730 - 0745	0	0	22	0	6	0	0	0	28	28.00
0745 - 0800	0	0	18	0	9	4	0	0	31	33.00
Hourly Total	0	0	72	0	20	5	1	0	98	101.80
Hourly Average	0.00	0.00	18.00	0.00	5.00	1.25	0.25	0.00	24.50	25.45
0800 - 0815	0	0	27	0	1	1	0	0	29	29.50
0815 - 0830	0	0	22	0	5	3	0	0	30	31.50
0830 - 0845	0	0	19	0	4	0	1	0	24	25.30
0845 - 0900	0	0	17	0	4	3	1	0	25	27.80
Hourly Total	0	0	85	0	14	7	2	0	108	114.10
Hourly Average	0.00	0.00	21.25	0.00	3.50	1.75	0.50	0.00	27.00	28.53
0900 - 0915	0	0	26	0	11	1	0	0	38	38.50
0915 - 0930	0	0	29	0	7	2	2	0	40	43.60
0930 - 0945	0	0	32	0	6	1	0	0	39	39.50
0945 - 1000	0	0	22	0	5	0	1	0	28	29.30
Hourly Total	0	0	109	0	29	4	3	0	145	150.90
Hourly Average	0.00	0.00	27.25	0.00	7.25	1.00	0.75	0.00	36.25	37.73
1000 - 1015	0	0	25	0	5	1	1	0	32	33.80
1015 - 1030	0	0	30	0	4	0	0	0	34	34.00
1030 - 1045	0	0	23	0	5	1	0	0	29	29.50
1045 - 1100	0	1	41	0	4	0	0	0	46	45.40
Hourly Total	0	1	119	0	18	2	1	0	141	142.70
Hourly Average	0.00	0.25	29.75	0.00	4.50	0.50	0.25	0.00	35.25	35.68
1100 - 1115	0	0	29	0	7	1	1	0	38	39.80
1115 - 1130	0	0	24	0	4	0	0	0	28	28.00
1130 - 1145	0	1	34	0	5	2	0	0	42	42.40
1145 - 1200	0	1	44	2	3	3	1	0	54	56.20
Hourly Total	0	2	131	2	19	6	2	0	162	166.40
Hourly Average	0.00	0.50	32.75	0.50	4.75	1.50	0.50	0.00	40.50	41.60
1200 - 1215	0	1	42	0	1	0	0	0	44	43.40
1215 - 1230	0	0	41	0	6	1	0	0	48	48.50
1230 - 1245	0	0	41	0	4	0	0	0	45	45.00
1245 - 1300	0	1	31	0	5	1	1	0	39	40.20
Hourly Total	0	2	155	0	16	2	1	0	176	177.10
Hourly Average	0.00	0.50	38.75	0.00	4.00	0.50	0.25	0.00	44.00	44.28
1300 - 1315	0	0	35	0	6	1	0	0	42	42.50
1315 - 1330	0	0	31	0	6	1	0	0	38	38.50
1330 - 1345	0	0	46	0	8	3	0	0	57	58.50
1345 - 1400	0	0	34	0	4	0	1	0	39	40.30
Hourly Total	0	0	146	0	24	5	1	0	176	179.80
Hourly Average	0.00	0.00	36.50	0.00	6.00	1.25	0.25	0.00	44.00	44.95
1400 - 1415	0	0	41	0	4	1	0	0	46	46.50
1415 - 1430	0	0	50	0	7	0	2	0	59	61.60
1430 - 1445	0	1	43	0	9	2	1	0	56	57.70
1445 - 1500	0	0	39	0	6	0	1	0	46	47.30
Hourly Total	0	1	173	0	26	3	4	0	207	213.10
Hourly Average	0.00	0.25	43.25	0.00	6.50	0.75	1.00	0.00	51.75	53.28
1500 - 1515	0	3	44	0	7	1	0	0	55	53.70
1515 - 1530	0	1	37	0	8	0	0	0	46	45.40
1530 - 1545	0	0	27	0	4	2	0	0	33	34.00
1545 - 1600	0	0	48	0	7	1	0	0	56	56.50
Hourly Total	0	4	156	0	26	4	0	0	190	189.60
Hourly Average	0.00	1.00	39.00	0.00	6.50	1.00	0.00	0.00	47.50	47.40
1600 - 1615	0	1	53	0	4	1	0	0	59	58.90
1615 - 1630	0	2	40	0	9	0	0	0	51	49.80
1630 - 1645	1	2	57	0	6	0	0	0	66	64.00
1645 - 1700	0	0	44	0	5	0	0	0	49	49.00
Hourly Total	1	5	194	0	24	1	0	0	225	221.70
Hourly Average	0.25	1.25	48.50	0.00	6.00	0.25	0.00	0.00	56.25	55.43
1700 - 1715	0	1	36	0	7	0	0	0	44	43.40
1715 - 1730	1	1	55	0	6	0	0	0	63	61.60
1730 - 1745	0	1	45	0	5	0	0	0	51	50.40
1745 - 1800	0	0	34	0	4	0	0	0	38	38.00
Hourly Total	1	3	170	0	22	0	0	0	196	193.40
Hourly Average	0.25	0.75	42.50	0.00	5.50	0.00	0.00	0.00	49.00	48.35
1800 - 1815	0	0	30	0	1	0	0	0	31	31.00
1815 - 1830	0	0	37	0	5	0	0	0	42	42.00
1830 - 1845	0	1	31	0	2	0	0	0	34	33.40
1845 - 1900	0	0	40	0	1	0	0	0	41	41.00
Hourly Total	0	1	138	0	9	0	0	0	148	147.40
Hourly Average	0.00	0.25	34.50	0.00	2.25	0.00	0.00	0.00	37.00	36.85

Session Total	2	19	1648	2	247	39	15	0	1972	1998.00
Session Average	0.04	0.40	34.33	0.04	5.15	0.81	0.31	0.00	41.08	41.63

Kirkby
Classified Junction Count

Site 5 of 12
Old Rough Lane
A5208 County Road
A506 Hall Lane
A506 County Road

Lat/Long
lat 53.484443° lon -2.884672°

Date
Thursday 20 October 2022

Weather
Sunny Intervals
Temp: 14°C

0700 - 1900 (Thursday 12H Session)

	Movement 6.5: Northbound from A5208 County Road to A506 County Road								Original Data	
TIME	P/CYCLE	M/CYCLE	CAR	TAXI	LGV	OGV1	OGV2	BUS/COACH	TOTAL	PCU TOTAL
0700 - 0715	0	0	20	0	9	1	2	2	34	39.10
0715 - 0730	0	1	39	0	10	3	4	0	57	63.10
0730 - 0745	0	0	31	0	10	3	2	1	47	52.10
0745 - 0800	0	1	46	0	7	0	3	2	59	64.30
Hourly Total	**0**	**2**	**136**	**0**	**36**	**7**	**11**	**5**	197	**218.60**
Hourly Average	**0.00**	**0.50**	**34.00**	**0.00**	**9.00**	**1.75**	**2.75**	**1.25**	**49.25**	**54.65**
0800 - 0815	0	2	51	1	14	3	2	0	73	75.90
0815 - 0830	0	0	49	0	13	0	2	0	64	66.60
0830 - 0845	0	0	66	0	14	6	4	0	90	98.20
0845 - 0900	0	0	61	1	10	2	1	0	75	77.30
Hourly Total	**0**	**2**	**227**	**2**	**51**	**11**	**9**	**0**	302	**318.00**
Hourly Average	**0.00**	**0.50**	**56.75**	**0.50**	**12.75**	**2.75**	**2.25**	**0.00**	**75.50**	**79.50**
0900 - 0915	0	0	67	1	9	2	6	0	85	93.80
0915 - 0930	0	3	59	2	7	2	4	0	77	81.40
0930 - 0945	0	1	64	2	7	4	2	0	80	84.00
0945 - 1000	0	1	47	1	14	2	1	0	66	67.70
Hourly Total	**0**	**5**	**237**	**6**	**37**	**10**	**13**	**0**	308	**326.90**
Hourly Average	**0.00**	**1.25**	**59.25**	**1.50**	**9.25**	**2.50**	**3.25**	**0.00**	**77.00**	**81.73**
1000 - 1015	0	1	60	2	16	1	1	0	81	82.20
1015 - 1030	0	0	55	0	11	1	2	0	69	72.10
1030 - 1045	0	0	53	1	10	1	5	0	70	77.00
1045 - 1100	0	0	56	3	9	2	4	0	74	80.20
Hourly Total	**0**	**1**	**224**	**6**	**46**	**5**	**12**	**0**	294	**311.50**
Hourly Average	**0.00**	**0.25**	**56.00**	**1.50**	**11.50**	**1.25**	**3.00**	**0.00**	**73.50**	**77.88**
1100 - 1115	0	1	48	1	10	3	4	0	67	73.10
1115 - 1130	0	0	63	1	10	7	5	0	86	96.00
1130 - 1145	0	0	68	2	13	0	3	0	86	89.90
1145 - 1200	0	1	83	6	5	0	2	0	97	99.00
Hourly Total	**0**	**2**	**262**	**10**	**38**	**10**	**14**	**0**	336	**358.00**
Hourly Average	**0.00**	**0.50**	**65.50**	**2.50**	**9.50**	**2.50**	**3.50**	**0.00**	**84.00**	**89.50**
1200 - 1215	0	0	68	1	8	0	2	0	79	81.60
1215 - 1230	0	0	90	0	11	2	3	0	106	110.90
1230 - 1245	0	1	83	3	11	2	1	0	101	102.70
1245 - 1300	0	0	71	1	11	2	6	0	91	99.80
Hourly Total	**0**	**1**	**312**	**5**	**41**	**6**	**12**	**0**	377	**395.00**
Hourly Average	**0.00**	**0.25**	**78.00**	**1.25**	**10.25**	**1.50**	**3.00**	**0.00**	**94.25**	**98.75**
1300 - 1315	0	1	81	1	11	2	2	0	98	101.00
1315 - 1330	0	2	87	1	9	0	1	0	100	100.10
1330 - 1345	0	1	88	1	4	1	3	0	98	101.80
1345 - 1400	0	3	60	1	10	2	4	0	80	84.40
Hourly Total	**0**	**7**	**316**	**4**	**34**	**5**	**10**	**0**	376	**387.30**
Hourly Average	**0.00**	**1.75**	**79.00**	**1.00**	**8.50**	**1.25**	**2.50**	**0.00**	**94.00**	**96.83**
1400 - 1415	0	0	88	0	12	2	3	0	105	109.90
1415 - 1430	0	2	70	4	7	7	2	0	92	96.90
1430 - 1445	0	2	82	2	9	5	5	0	105	112.80
1445 - 1500	0	1	76	0	13	2	2	0	94	97.00
Hourly Total	**0**	**5**	**316**	**6**	**41**	**16**	**12**	**0**	396	**416.60**
Hourly Average	**0.00**	**1.25**	**79.00**	**1.50**	**10.25**	**4.00**	**3.00**	**0.00**	**99.00**	**104.15**
1500 - 1515	0	1	106	1	10	3	2	1	124	128.50
1515 - 1530	0	2	90	0	15	2	4	0	113	118.00
1530 - 1545	0	1	92	0	10	1	1	0	105	106.20
1545 - 1600	0	3	112	0	10	1	1	0	127	127.00
Hourly Total	**0**	**7**	**400**	**1**	**45**	**7**	**8**	**1**	469	**479.70**
Hourly Average	**0.00**	**1.75**	**100.00**	**0.25**	**11.25**	**1.75**	**2.00**	**0.25**	**117.25**	**119.93**
1600 - 1615	1	1	106	1	9	1	1	1	121	122.40
1615 - 1630	0	0	124	1	15	2	2	0	144	147.60
1630 - 1645	0	3	128	0	17	4	1	0	153	154.50
1645 - 1700	0	1	126	1	16	5	0	1	150	152.90
Hourly Total	**1**	**5**	**484**	**3**	**57**	**12**	**4**	**2**	568	**577.40**
Hourly Average	**0.25**	**1.25**	**121.00**	**0.75**	**14.25**	**3.00**	**1.00**	**0.50**	**142.00**	**144.35**
1700 - 1715	0	3	135	1	18	1	1	0	159	159.00
1715 - 1730	0	2	127	0	12	2	0	0	143	142.80
1730 - 1745	0	1	106	0	11	1	0	0	119	118.90
1745 - 1800	0	2	112	1	12	0	0	0	127	125.80
Hourly Total	**0**	**8**	**480**	**2**	**53**	**4**	**1**	**0**	548	**546.50**
Hourly Average	**0.00**	**2.00**	**120.00**	**0.50**	**13.25**	**1.00**	**0.25**	**0.00**	**137.00**	**136.63**
1800 - 1815	0	2	112	2	4	0	0	0	120	118.80
1815 - 1830	0	2	112	0	17	1	0	0	132	131.30
1830 - 1845	0	2	79	0	9	0	0	0	90	88.80
1845 - 1900	0	1	93	0	6	0	0	0	100	99.40
Hourly Total	**0**	**7**	**396**	**2**	**36**	**1**	**0**	**0**	442	**438.30**
Hourly Average	**0.00**	**1.75**	**99.00**	**0.50**	**9.00**	**0.25**	**0.00**	**0.00**	**110.50**	**109.58**

Session Total	**1**	**52**	**3790**	**47**	**515**	**94**	**106**	**8**	**4613**	**4773.80**
Session Average	**0.02**	**1.08**	**78.96**	**0.98**	**10.73**	**1.96**	**2.21**	**0.17**	**96.10**	**99.45**

Kirkby
Classified Junction Count

Site 5 of 12
Old Rough Lane
A5208 County Road
A506 Hall Lane
A506 County Road

Lat/Long
lat 53.484443° lon -2.884672°

Date
Thursday 20 October 2022

Weather
Sunny Intervals
Temp: 14°C

0700 - 1900 (Thursday 12H Session)

	Movement 6.6: Right from A5208 County Road to Old Rough Lane								Original Data	
TIME	P/CYCLE	M/CYCLE	CAR	TAXI	LGV	OGV1	OGV2	BUS/COACH	TOTAL	PCU TOTAL
0700 - 0715	0	0	3	0	0	0	0	0	3	3.00
0715 - 0730	0	0	5	0	1	0	0	0	6	6.00
0730 - 0745	0	0	14	0	2	0	0	0	16	16.00
0745 - 0800	0	0	13	0	1	0	0	0	14	14.00
Hourly Total	0	0	35	0	4	0	0	0	39	39.00
Hourly Average	0.00	0.00	8.75	0.00	1.00	0.00	0.00	0.00	9.75	9.75
0800 - 0815	0	0	21	0	2	0	0	1	24	25.00
0815 - 0830	0	1	20	0	3	0	0	0	24	23.40
0830 - 0845	0	1	27	0	5	0	0	1	34	34.40
0845 - 0900	0	1	18	0	3	0	0	0	22	21.40
Hourly Total	0	3	86	0	13	0	0	2	104	104.20
Hourly Average	0.00	0.75	21.50	0.00	3.25	0.00	0.00	0.50	26.00	26.05
0900 - 0915	0	1	19	0	2	0	0	0	22	21.40
0915 - 0930	0	1	17	0	3	0	0	0	21	20.40
0930 - 0945	0	0	18	1	2	0	0	0	21	21.00
0945 - 1000	0	0	13	1	1	0	0	0	15	15.00
Hourly Total	0	2	67	2	8	0	0	0	79	77.80
Hourly Average	0.00	0.50	16.75	0.50	2.00	0.00	0.00	0.00	19.75	19.45
1000 - 1015	0	0	18	1	1	0	0	0	20	20.00
1015 - 1030	0	0	18	0	2	0	0	0	20	20.00
1030 - 1045	0	1	18	0	2	1	0	0	22	21.90
1045 - 1100	0	0	25	0	0	0	0	0	25	25.00
Hourly Total	0	1	79	1	5	1	0	0	87	86.90
Hourly Average	0.00	0.25	19.75	0.25	1.25	0.25	0.00	0.00	21.75	21.73
1100 - 1115	0	0	19	0	1	0	0	0	20	20.00
1115 - 1130	0	1	17	1	5	0	0	0	24	23.40
1130 - 1145	0	1	22	1	1	0	0	0	25	24.40
1145 - 1200	0	0	16	3	1	0	0	0	20	20.00
Hourly Total	0	2	74	5	8	0	0	0	89	87.80
Hourly Average	0.00	0.50	18.50	1.25	2.00	0.00	0.00	0.00	22.25	21.95
1200 - 1215	0	1	22	0	0	0	0	0	23	22.40
1215 - 1230	0	1	17	2	3	0	0	0	23	22.40
1230 - 1245	0	0	14	1	2	0	0	0	17	17.00
1245 - 1300	0	0	17	2	4	0	0	0	23	23.00
Hourly Total	0	2	70	5	9	0	0	0	86	84.80
Hourly Average	0.00	0.50	17.50	1.25	2.25	0.00	0.00	0.00	21.50	21.20
1300 - 1315	0	0	29	0	1	0	0	0	30	30.00
1315 - 1330	0	0	19	1	2	0	0	0	22	22.00
1330 - 1345	0	1	21	1	2	0	0	0	25	24.40
1345 - 1400	0	0	22	1	2	0	0	0	25	25.00
Hourly Total	0	1	91	3	7	0	0	0	102	101.40
Hourly Average	0.00	0.25	22.75	0.75	1.75	0.00	0.00	0.00	25.50	25.35
1400 - 1415	0	0	19	0	1	0	0	0	20	20.00
1415 - 1430	0	1	19	0	2	0	0	0	22	21.40
1430 - 1445	0	0	18	0	2	0	0	0	20	20.00
1445 - 1500	0	1	21	0	2	0	0	0	24	23.40
Hourly Total	0	2	77	0	7	0	0	0	86	84.80
Hourly Average	0.00	0.50	19.25	0.00	1.75	0.00	0.00	0.00	21.50	21.20
1500 - 1515	0	0	33	0	5	0	0	0	38	38.00
1515 - 1530	0	2	22	1	2	0	0	0	27	25.80
1530 - 1545	0	2	34	0	2	0	0	0	38	36.80
1545 - 1600	0	0	29	1	2	0	0	1	33	34.00
Hourly Total	0	4	118	2	11	0	0	1	136	134.60
Hourly Average	0.00	1.00	29.50	0.50	2.75	0.00	0.00	0.25	34.00	33.65
1600 - 1615	0	2	19	0	0	0	0	0	21	19.80
1615 - 1630	0	0	24	0	0	0	0	0	24	24.00
1630 - 1645	0	2	19	0	4	0	0	1	26	25.80
1645 - 1700	0	0	24	1	4	0	0	1	30	31.00
Hourly Total	0	4	86	1	8	0	0	2	101	100.60
Hourly Average	0.00	1.00	21.50	0.25	2.00	0.00	0.00	0.50	25.25	25.15
1700 - 1715	0	1	21	0	1	0	0	0	23	22.40
1715 - 1730	0	1	26	1	3	0	0	0	31	30.40
1730 - 1745	0	0	32	0	1	0	0	0	33	33.00
1745 - 1800	0	1	39	0	4	0	0	0	44	43.40
Hourly Total	0	3	118	1	9	0	0	0	131	129.20
Hourly Average	0.00	0.75	29.50	0.25	2.25	0.00	0.00	0.00	32.75	32.30
1800 - 1815	0	1	21	1	3	0	0	0	26	25.40
1815 - 1830	0	0	51	0	2	0	0	0	53	53.00
1830 - 1845	0	0	39	0	2	0	0	0	41	41.00
1845 - 1900	0	3	28	0	1	0	0	0	32	30.20
Hourly Total	0	4	139	1	8	0	0	0	152	149.60
Hourly Average	0.00	1.00	34.75	0.25	2.00	0.00	0.00	0.00	38.00	37.40

Session Total	0	28	1040	21	97	1	0	5	1192	1180.70
Session Average	0.00	0.58	21.67	0.44	2.02	0.02	0.00	0.10	24.83	24.60

Kirkby
Classified Junction Count

Site 5 of 12
Old Rough Lane
A5208 County Road
A506 Hall Lane
A506 County Road

Lat/Long
lat 53.484443° lon -2.884672°

Date
Thursday 20 October 2022

Weather
Sunny Intervals
Temp: 14°C

0700 - 1900 (Thursday 12H Session)

	Movement 6.7: Left from A506 Hall Lane to A506 County Road								Original Data	
TIME	P/CYCLE	M/CYCLE	CAR	TAXI	LGV	OGV1	OGV2	BUS/COACH	TOTAL	PCU TOTAL
0700 - 0715	0	0	25	0	7	0	0	1	33	34.00
0715 - 0730	0	1	26	0	13	0	0	1	41	41.40
0730 - 0745	0	0	32	1	8	2	0	2	45	48.00
0745 - 0800	0	2	27	0	12	1	1	1	44	45.60
Hourly Total	0	3	110	1	40	3	1	5	163	169.00
Hourly Average	0.00	0.75	27.50	0.25	10.00	0.75	0.25	1.25	40.75	42.25
0800 - 0815	0	0	46	0	12	1	2	1	62	66.10
0815 - 0830	0	0	37	0	9	0	1	2	49	52.30
0830 - 0845	0	0	47	1	7	2	1	1	59	62.30
0845 - 0900	0	0	66	0	9	3	4	1	83	90.70
Hourly Total	0	0	196	1	37	6	8	5	253	271.40
Hourly Average	0.00	0.00	49.00	0.25	9.25	1.50	2.00	1.25	63.25	67.85
0900 - 0915	0	0	46	0	10	0	2	2	60	64.60
0915 - 0930	0	0	38	0	5	2	1	1	47	50.30
0930 - 0945	0	0	42	0	3	2	2	2	51	56.60
0945 - 1000	0	0	38	0	7	0	1	0	46	47.30
Hourly Total	0	0	164	0	25	4	6	5	204	218.80
Hourly Average	0.00	0.00	41.00	0.00	6.25	1.00	1.50	1.25	51.00	54.70
1000 - 1015	0	0	39	1	9	4	0	2	55	59.00
1015 - 1030	0	1	33	0	8	2	0	1	45	46.40
1030 - 1045	0	0	37	1	5	1	1	1	46	48.80
1045 - 1100	0	0	35	1	3	3	1	1	44	47.80
Hourly Total	0	1	144	3	25	10	2	5	190	202.00
Hourly Average	0.00	0.25	36.00	0.75	6.25	2.50	0.50	1.25	47.50	50.50
1100 - 1115	0	0	28	2	9	1	1	1	42	44.80
1115 - 1130	0	0	30	1	10	2	2	1	46	50.60
1130 - 1145	0	0	41	1	7	2	0	1	52	54.00
1145 - 1200	0	0	31	1	9	0	0	1	42	43.00
Hourly Total	0	0	130	5	35	5	3	4	182	192.40
Hourly Average	0.00	0.00	32.50	1.25	8.75	1.25	0.75	1.00	45.50	48.10
1200 - 1215	0	0	32	0	6	1	1	0	40	41.80
1215 - 1230	1	0	46	1	10	1	0	2	61	62.70
1230 - 1245	0	0	41	1	7	0	1	1	51	53.30
1245 - 1300	0	0	36	1	6	1	0	1	45	46.50
Hourly Total	1	0	155	3	29	3	2	4	197	204.30
Hourly Average	0.25	0.00	38.75	0.75	7.25	0.75	0.50	1.00	49.25	51.08
1300 - 1315	0	0	43	0	10	2	0	1	56	58.00
1315 - 1330	0	1	42	2	7	2	0	1	55	56.40
1330 - 1345	0	2	37	2	9	0	0	1	51	50.80
1345 - 1400	0	0	52	4	16	4	0	1	77	80.00
Hourly Total	0	3	174	8	42	8	0	4	239	245.20
Hourly Average	0.00	0.75	43.50	2.00	10.50	2.00	0.00	1.00	59.75	61.30
1400 - 1415	0	0	50	0	8	1	0	1	60	61.50
1415 - 1430	0	0	47	2	7	1	0	0	57	57.50
1430 - 1445	0	0	60	2	6	1	0	2	71	73.50
1445 - 1500	0	0	53	3	4	2	1	1	64	67.30
Hourly Total	0	0	210	7	25	5	1	4	252	259.80
Hourly Average	0.00	0.00	52.50	1.75	6.25	1.25	0.25	1.00	63.00	64.95
1500 - 1515	0	0	55	2	6	2	0	1	66	68.00
1515 - 1530	0	0	82	2	8	2	1	1	96	99.30
1530 - 1545	0	0	64	2	9	1	0	2	78	80.50
1545 - 1600	0	0	68	2	10	2	0	2	84	87.00
Hourly Total	0	0	269	8	33	7	1	6	324	334.80
Hourly Average	0.00	0.00	67.25	2.00	8.25	1.75	0.25	1.50	81.00	83.70
1600 - 1615	0	0	71	2	17	0	0	0	90	90.00
1615 - 1630	0	0	87	2	9	1	0	1	100	101.50
1630 - 1645	0	0	94	1	13	0	0	3	111	114.00
1645 - 1700	0	1	92	2	13	1	0	1	110	110.90
Hourly Total	0	1	344	7	52	2	0	5	411	416.40
Hourly Average	0.00	0.25	86.00	1.75	13.00	0.50	0.00	1.25	102.75	104.10
1700 - 1715	0	0	82	1	13	0	0	1	97	98.00
1715 - 1730	0	1	103	0	16	0	0	2	122	123.40
1730 - 1745	0	1	94	2	7	0	0	1	105	105.40
1745 - 1800	0	0	96	0	13	1	0	1	111	112.50
Hourly Total	0	2	375	3	49	1	0	5	435	439.30
Hourly Average	0.00	0.50	93.75	0.75	12.25	0.25	0.00	1.25	108.75	109.83
1800 - 1815	0	0	76	0	7	0	0	2	85	87.00
1815 - 1830	0	1	69	1	9	0	0	1	81	81.40
1830 - 1845	0	0	59	0	7	0	0	2	68	70.00
1845 - 1900	0	0	52	0	6	1	0	1	60	61.50
Hourly Total	0	1	256	1	29	1	0	6	294	299.90
Hourly Average	0.00	0.25	64.00	0.25	7.25	0.25	0.00	1.50	73.50	74.98

Session Total	1	11	2527	47	421	55	24	58	3144	3253.30
Session Average	0.02	0.23	52.65	0.98	8.77	1.15	0.50	1.21	65.50	67.78

Kirkby
Classified Junction Count

Site 5 of 12
Old Rough Lane
A5208 County Road
A506 Hall Lane
A506 County Road

Lat/Long
lat 53.484443° lon -2.884672°

Date
Thursday 20 October 2022

Weather
Sunny Intervals
Temp: 14°C

0700 - 1900 (Thursday 12H Session)

	Movement 6.8: Eastbound from A506 Hall Lane to Old Rough Lane								Original Data	
TIME	P/CYCLE	M/CYCLE	CAR	TAXI	LGV	OGV1	OGV2	BUS/COACH	TOTAL	PCU TOTAL
0700 - 0715	0	0	13	0	3	1	0	0	17	17.50
0715 - 0730	0	0	11	1	5	0	0	2	19	21.00
0730 - 0745	0	0	23	0	6	0	0	0	29	29.00
0745 - 0800	0	0	29	0	3	0	0	1	33	34.00
Hourly Total	0	0	76	1	17	1	0	3	98	101.50
Hourly Average	0.00	0.00	19.00	0.25	4.25	0.25	0.00	0.75	24.50	25.38
0800 - 0815	1	0	46	2	6	0	0	1	56	56.20
0815 - 0830	0	0	56	1	7	1	0	0	65	65.50
0830 - 0845	0	0	46	2	4	0	0	1	53	54.00
0845 - 0900	0	0	38	1	2	1	0	0	42	42.50
Hourly Total	1	0	186	6	19	2	0	2	216	218.20
Hourly Average	0.25	0.00	46.50	1.50	4.75	0.50	0.00	0.50	54.00	54.55
0900 - 0915	0	0	33	2	0	0	0	1	36	37.00
0915 - 0930	0	0	23	3	3	0	0	1	30	31.00
0930 - 0945	0	0	30	1	3	0	1	0	35	36.30
0945 - 1000	0	0	13	2	3	0	0	1	19	20.00
Hourly Total	0	0	99	8	9	0	1	3	120	124.30
Hourly Average	0.00	0.00	24.75	2.00	2.25	0.00	0.25	0.75	30.00	31.08
1000 - 1015	0	0	30	6	2	1	0	1	40	41.50
1015 - 1030	0	1	19	1	5	0	0	0	26	25.40
1030 - 1045	0	0	21	7	6	1	0	2	37	39.50
1045 - 1100	0	0	17	1	4	0	0	0	22	22.00
Hourly Total	0	1	87	15	17	2	0	3	125	128.40
Hourly Average	0.00	0.25	21.75	3.75	4.25	0.50	0.00	0.75	31.25	32.10
1100 - 1115	0	0	24	0	5	0	0	1	30	31.00
1115 - 1130	0	0	24	3	0	0	0	0	27	27.00
1130 - 1145	0	0	17	4	5	0	0	2	28	30.00
1145 - 1200	0	0	22	2	7	1	0	0	32	32.50
Hourly Total	0	0	87	9	17	1	0	3	117	120.50
Hourly Average	0.00	0.00	21.75	2.25	4.25	0.25	0.00	0.75	29.25	30.13
1200 - 1215	0	0	20	6	4	1	0	1	32	33.50
1215 - 1230	0	0	27	2	2	1	0	0	32	32.50
1230 - 1245	0	0	25	2	3	0	0	1	31	32.00
1245 - 1300	0	0	21	2	3	1	0	1	28	29.50
Hourly Total	0	0	93	12	12	3	0	3	123	127.50
Hourly Average	0.00	0.00	23.25	3.00	3.00	0.75	0.00	0.75	30.75	31.88
1300 - 1315	0	0	33	1	4	0	0	0	38	38.00
1315 - 1330	0	0	30	3	5	0	0	2	40	42.00
1330 - 1345	0	0	28	0	3	1	0	0	32	32.50
1345 - 1400	0	0	33	5	8	0	0	1	47	48.00
Hourly Total	0	0	124	9	20	1	0	3	157	160.50
Hourly Average	0.00	0.00	31.00	2.25	5.00	0.25	0.00	0.75	39.25	40.13
1400 - 1415	0	0	28	4	3	0	1	1	37	39.30
1415 - 1430	0	0	40	5	2	1	0	1	49	50.50
1430 - 1445	0	0	36	0	8	1	0	0	45	45.50
1445 - 1500	0	0	47	3	4	0	1	0	55	56.30
Hourly Total	0	0	151	12	17	2	2	2	186	191.60
Hourly Average	0.00	0.00	37.75	3.00	4.25	0.50	0.50	0.50	46.50	47.90
1500 - 1515	0	0	38	2	6	0	0	2	48	50.00
1515 - 1530	0	0	41	4	3	0	0	0	48	48.00
1530 - 1545	0	0	46	3	4	0	0	1	54	55.00
1545 - 1600	0	0	39	3	4	1	0	1	48	49.50
Hourly Total	0	0	164	12	17	1	0	4	198	202.50
Hourly Average	0.00	0.00	41.00	3.00	4.25	0.25	0.00	1.00	49.50	50.63
1600 - 1615	0	0	39	1	3	1	0	1	45	46.50
1615 - 1630	0	0	36	3	3	1	0	2	45	47.50
1630 - 1645	0	0	47	0	4	0	0	0	51	51.00
1645 - 1700	0	0	33	3	5	1	0	0	42	42.50
Hourly Total	0	0	155	7	15	3	0	3	183	187.50
Hourly Average	0.00	0.00	38.75	1.75	3.75	0.75	0.00	0.75	45.75	46.88
1700 - 1715	0	0	39	1	5	1	0	1	47	48.50
1715 - 1730	0	0	43	2	5	1	0	0	51	51.50
1730 - 1745	0	0	34	4	1	0	0	2	41	43.00
1745 - 1800	0	0	46	2	2	0	0	0	50	50.00
Hourly Total	0	0	162	9	13	2	0	3	189	193.00
Hourly Average	0.00	0.00	40.50	2.25	3.25	0.50	0.00	0.75	47.25	48.25
1800 - 1815	0	0	45	1	3	0	0	1	50	51.00
1815 - 1830	0	0	53	0	2	0	0	1	56	57.00
1830 - 1845	0	0	51	1	1	0	0	1	54	55.00
1845 - 1900	0	0	37	0	1	0	0	0	38	38.00
Hourly Total	0	0	186	2	7	0	0	3	198	201.00
Hourly Average	0.00	0.00	46.50	0.50	1.75	0.00	0.00	0.75	49.50	50.25

Session Total	1	1	1570	102	180	18	3	35	1910	1956.50
Session Average	0.02	0.02	32.71	2.13	3.75	0.38	0.06	0.73	39.79	40.76

Kirkby
Classified Junction Count

Site 5 of 12
Old Rough Lane
A5208 County Road
A506 Hall Lane
A506 County Road

Lat/Long
lat 53.484443° lon -2.884672°

Date
Thursday 20 October 2022

Weather
Sunny Intervals
Temp: 14°C

0700 - 1900 (Thursday 12H Session)

	Movement 6.9: Right from A506 Hall Lane to A5208 County Road								Original Data	
TIME	P/CYCLE	M/CYCLE	CAR	TAXI	LGV	OGV1	OGV2	BUS/COACH	TOTAL	PCU TOTAL
0700 - 0715	0	0	19	0	3	1	0	0	23	23.50
0715 - 0730	0	0	14	0	2	0	0	0	16	16.00
0730 - 0745	0	0	18	0	3	0	0	0	21	21.00
0745 - 0800	0	0	21	1	3	1	0	0	26	26.50
Hourly Total	0	0	72	1	11	2	0	0	86	87.00
Hourly Average	0.00	0.00	18.00	0.25	2.75	0.50	0.00	0.00	21.50	21.75
0800 - 0815	0	0	24	1	7	4	1	0	37	40.30
0815 - 0830	0	0	25	0	3	0	0	0	28	28.00
0830 - 0845	0	0	24	0	4	0	1	0	29	30.30
0845 - 0900	0	0	30	0	4	1	0	0	35	35.50
Hourly Total	0	0	103	1	18	5	2	0	129	134.10
Hourly Average	0.00	0.00	25.75	0.25	4.50	1.25	0.50	0.00	32.25	33.53
0900 - 0915	0	0	34	0	2	2	0	0	38	39.00
0915 - 0930	0	0	27	0	2	0	0	0	29	29.00
0930 - 0945	0	0	22	0	7	1	0	0	30	30.50
0945 - 1000	0	1	20	2	9	2	0	0	34	34.40
Hourly Total	0	1	103	2	20	5	0	0	131	132.90
Hourly Average	0.00	0.25	25.75	0.50	5.00	1.25	0.00	0.00	32.75	33.23
1000 - 1015	0	0	22	1	10	0	2	0	35	37.60
1015 - 1030	0	0	22	0	6	0	0	0	28	28.00
1030 - 1045	0	0	22	2	2	0	0	0	26	26.00
1045 - 1100	0	0	21	0	4	1	1	0	27	28.80
Hourly Total	0	0	87	3	22	1	3	0	116	120.40
Hourly Average	0.00	0.00	21.75	0.75	5.50	0.25	0.75	0.00	29.00	30.10
1100 - 1115	0	0	18	0	7	1	1	0	27	28.80
1115 - 1130	0	0	21	0	3	1	0	0	25	25.50
1130 - 1145	0	0	23	0	2	2	1	0	28	30.30
1145 - 1200	0	0	31	0	7	1	0	0	39	39.50
Hourly Total	0	0	93	0	19	5	2	0	119	124.10
Hourly Average	0.00	0.00	23.25	0.00	4.75	1.25	0.50	0.00	29.75	31.03
1200 - 1215	0	0	14	0	2	1	1	0	18	19.80
1215 - 1230	0	1	28	1	5	3	0	0	38	38.90
1230 - 1245	0	0	20	0	5	3	0	0	28	29.50
1245 - 1300	0	1	36	1	6	1	1	0	46	47.20
Hourly Total	0	2	98	2	18	8	2	0	130	135.40
Hourly Average	0.00	0.50	24.50	0.50	4.50	2.00	0.50	0.00	32.50	33.85
1300 - 1315	0	0	27	0	2	0	0	0	29	29.00
1315 - 1330	0	1	30	0	4	0	0	0	35	34.40
1330 - 1345	0	1	24	0	3	0	0	0	28	27.40
1345 - 1400	0	0	26	0	5	2	0	0	33	34.00
Hourly Total	0	2	107	0	14	2	0	0	125	124.80
Hourly Average	0.00	0.50	26.75	0.00	3.50	0.50	0.00	0.00	31.25	31.20
1400 - 1415	0	3	22	0	3	0	1	0	29	28.50
1415 - 1430	0	0	28	2	2	2	1	0	35	37.30
1430 - 1445	0	0	24	3	5	0	0	0	32	32.00
1445 - 1500	0	3	22	0	3	0	0	0	28	26.20
Hourly Total	0	6	96	5	13	2	2	0	124	124.00
Hourly Average	0.00	1.50	24.00	1.25	3.25	0.50	0.50	0.00	31.00	31.00
1500 - 1515	0	0	31	0	3	0	0	0	34	34.00
1515 - 1530	0	2	24	0	2	2	0	0	30	29.80
1530 - 1545	0	1	41	1	3	0	0	0	46	45.40
1545 - 1600	0	0	21	0	3	1	0	0	25	25.50
Hourly Total	0	3	117	1	11	3	0	0	135	134.70
Hourly Average	0.00	0.75	29.25	0.25	2.75	0.75	0.00	0.00	33.75	33.68
1600 - 1615	0	0	21	1	2	0	0	0	24	24.00
1615 - 1630	0	2	24	0	5	0	0	0	31	29.80
1630 - 1645	0	2	39	1	4	1	0	0	47	46.30
1645 - 1700	0	1	27	0	2	0	0	0	30	29.40
Hourly Total	0	5	111	2	13	1	0	0	132	129.50
Hourly Average	0.00	1.25	27.75	0.50	3.25	0.25	0.00	0.00	33.00	32.38
1700 - 1715	0	0	25	0	5	0	0	0	30	30.00
1715 - 1730	0	1	30	2	2	0	0	0	35	34.40
1730 - 1745	0	0	30	0	2	0	0	0	32	32.00
1745 - 1800	0	1	36	1	1	0	0	0	39	38.40
Hourly Total	0	2	121	3	10	0	0	0	136	134.80
Hourly Average	0.00	0.50	30.25	0.75	2.50	0.00	0.00	0.00	34.00	33.70
1800 - 1815	0	0	25	1	1	0	0	0	27	27.00
1815 - 1830	0	0	38	0	3	0	0	0	41	41.00
1830 - 1845	0	0	32	0	2	0	0	0	34	34.00
1845 - 1900	0	0	24	0	1	0	0	0	25	25.00
Hourly Total	0	0	119	1	7	0	0	0	127	127.00
Hourly Average	0.00	0.00	29.75	0.25	1.75	0.00	0.00	0.00	31.75	31.75

Session Total	0	21	1227	21	176	34	11	0	1490	1508.70
Session Average	0.00	0.44	25.56	0.44	3.67	0.71	0.23	0.00	31.04	31.43

Kirkby
Classified Junction Count

Site 5 of 12
Old Rough Lane
A5208 County Road
A506 Hall Lane
A506 County Road

Lat/Long
lat 53.484443° lon -2.884672°

Date
Thursday 20 October 2022

Weather
Sunny Intervals
Temp: 14°C

0700 - 1900 (Thursday 12H Session)

	Movement 6.10: Left from A506 County Road to Old Rough Lane								Original Data	
TIME	P/CYCLE	M/CYCLE	CAR	TAXI	LGV	OGV1	OGV2	BUS/COACH	TOTAL	PCU TOTAL
0700 - 0715	0	0	4	0	2	1	0	0	7	7.50
0715 - 0730	0	0	11	0	3	1	0	0	15	15.50
0730 - 0745	0	0	17	0	3	0	0	0	20	20.00
0745 - 0800	0	0	21	0	2	0	0	0	23	23.00
Hourly Total	**0**	**0**	**53**	**0**	**10**	**2**	**0**	**0**	**65**	**66.00**
Hourly Average	**0.00**	**0.00**	**13.25**	**0.00**	**2.50**	**0.50**	**0.00**	**0.00**	**16.25**	**16.50**
0800 - 0815	0	0	41	0	2	0	0	0	43	43.00
0815 - 0830	0	0	40	0	1	0	0	0	41	41.00
0830 - 0845	0	0	45	0	1	0	0	0	46	46.00
0845 - 0900	0	0	40	0	2	0	0	0	42	42.00
Hourly Total	**0**	**0**	**166**	**0**	**6**	**0**	**0**	**0**	**172**	**172.00**
Hourly Average	**0.00**	**0.00**	**41.50**	**0.00**	**1.50**	**0.00**	**0.00**	**0.00**	**43.00**	**43.00**
0900 - 0915	0	0	37	0	6	0	0	0	43	43.00
0915 - 0930	0	1	23	0	6	0	0	0	30	29.40
0930 - 0945	0	0	9	1	4	0	0	0	14	14.00
0945 - 1000	0	0	24	0	1	0	0	0	25	25.00
Hourly Total	**0**	**1**	**93**	**1**	**17**	**0**	**0**	**0**	112	111.40
Hourly Average	**0.00**	**0.25**	**23.25**	**0.25**	**4.25**	**0.00**	**0.00**	**0.00**	**28.00**	**27.85**
1000 - 1015	0	0	11	0	0	0	0	0	11	11.00
1015 - 1030	0	0	11	0	3	1	0	0	15	15.50
1030 - 1045	0	0	11	0	1	0	0	0	12	12.00
1045 - 1100	0	0	23	0	2	0	0	0	25	25.00
Hourly Total	**0**	**0**	**56**	**0**	**6**	**1**	**0**	**0**	63	63.50
Hourly Average	**0.00**	**0.00**	**14.00**	**0.00**	**1.50**	**0.25**	**0.00**	**0.00**	**15.75**	**15.88**
1100 - 1115	0	0	8	0	2	0	0	0	10	10.00
1115 - 1130	0	0	16	0	2	0	0	0	18	18.00
1130 - 1145	0	0	14	0	2	0	0	0	16	16.00
1145 - 1200	0	0	9	0	2	0	0	0	11	11.00
Hourly Total	**0**	**0**	**47**	**0**	**8**	**0**	**0**	**0**	55	55.00
Hourly Average	**0.00**	**0.00**	**11.75**	**0.00**	**2.00**	**0.00**	**0.00**	**0.00**	**13.75**	**13.75**
1200 - 1215	0	1	15	0	0	0	0	0	16	15.40
1215 - 1230	0	0	16	0	4	0	0	0	20	20.00
1230 - 1245	0	0	9	0	3	0	0	0	12	12.00
1245 - 1300	0	0	11	0	3	0	1	0	15	16.30
Hourly Total	**0**	**1**	**51**	**0**	**10**	**0**	**1**	**0**	63	63.70
Hourly Average	**0.00**	**0.25**	**12.75**	**0.00**	**2.50**	**0.00**	**0.25**	**0.00**	**15.75**	**15.93**
1300 - 1315	0	0	19	0	1	0	0	0	20	20.00
1315 - 1330	0	0	17	0	4	0	1	0	22	23.30
1330 - 1345	0	1	11	0	2	0	0	0	14	13.40
1345 - 1400	0	0	8	0	3	0	0	0	11	11.00
Hourly Total	**0**	**1**	**55**	**0**	**10**	**0**	**1**	**0**	67	67.70
Hourly Average	**0.00**	**0.25**	**13.75**	**0.00**	**2.50**	**0.00**	**0.25**	**0.00**	**16.75**	**16.93**
1400 - 1415	0	0	16	0	1	1	0	0	18	18.50
1415 - 1430	0	0	9	0	3	0	0	0	12	12.00
1430 - 1445	0	0	32	0	3	0	0	0	35	35.00
1445 - 1500	0	0	23	1	0	0	0	0	24	24.00
Hourly Total	**0**	**0**	**80**	**1**	**7**	**1**	**0**	**0**	89	89.50
Hourly Average	**0.00**	**0.00**	**20.00**	**0.25**	**1.75**	**0.25**	**0.00**	**0.00**	**22.25**	**22.38**
1500 - 1515	0	0	16	1	1	0	0	0	18	18.00
1515 - 1530	0	0	28	1	3	0	0	0	32	32.00
1530 - 1545	0	0	24	0	3	1	0	0	28	28.50
1545 - 1600	0	0	36	0	3	0	0	0	39	39.00
Hourly Total	**0**	**0**	**104**	**2**	**10**	**1**	**0**	**0**	117	117.50
Hourly Average	**0.00**	**0.00**	**26.00**	**0.50**	**2.50**	**0.25**	**0.00**	**0.00**	**29.25**	**29.38**
1600 - 1615	0	0	27	0	6	0	0	0	33	33.00
1615 - 1630	0	0	21	1	1	0	0	0	23	23.00
1630 - 1645	0	0	21	0	3	0	0	0	24	24.00
1645 - 1700	0	0	27	0	4	1	0	0	32	32.50
Hourly Total	**0**	**0**	**96**	**1**	**14**	**1**	**0**	**0**	112	112.50
Hourly Average	**0.00**	**0.00**	**24.00**	**0.25**	**3.50**	**0.25**	**0.00**	**0.00**	**28.00**	**28.13**
1700 - 1715	0	0	20	0	6	0	0	0	26	26.00
1715 - 1730	0	0	30	0	3	0	0	0	33	33.00
1730 - 1745	0	0	27	0	4	1	0	0	32	32.50
1745 - 1800	0	0	33	0	5	0	0	0	38	38.00
Hourly Total	**0**	**0**	**110**	**0**	**18**	**1**	**0**	**0**	129	129.50
Hourly Average	**0.00**	**0.00**	**27.50**	**0.00**	**4.50**	**0.25**	**0.00**	**0.00**	**32.25**	**32.38**
1800 - 1815	0	0	31	0	1	0	0	0	32	32.00
1815 - 1830	0	0	52	0	0	0	0	0	52	52.00
1830 - 1845	0	0	35	0	3	0	0	0	38	38.00
1845 - 1900	0	0	26	0	5	0	0	0	31	31.00
Hourly Total	**0**	**0**	**144**	**0**	**9**	**0**	**0**	**0**	153	153.00
Hourly Average	**0.00**	**0.00**	**36.00**	**0.00**	**2.25**	**0.00**	**0.00**	**0.00**	**38.25**	**38.25**

Session Total	**0**	**3**	**1055**	**5**	**125**	**7**	**2**	**0**	1197	1201.30
Session Average	**0.00**	**0.06**	**21.98**	**0.10**	**2.60**	**0.15**	**0.04**	**0.00**	**24.94**	**25.03**

Kirkby
Classified Junction Count

Site 5 of 12
Old Rough Lane
A5208 County Road
A506 Hall Lane
A506 County Road

Lat/Long
lat 53.484443° lon -2.884672°

Date
Thursday 20 October 2022

Weather
Sunny Intervals
Temp: 14°C

0700 - 1900 (Thursday 12H Session)

	Movement 6.11: Southbound from A506 County Road to A5208 County Road								Original Data	
TIME	P/CYCLE	M/CYCLE	CAR	TAXI	LGV	OGV1	OGV2	BUS/COACH	TOTAL	PCU TOTAL
0700 - 0715	0	0	42	0	10	1	1	0	54	55.80
0715 - 0730	0	1	71	0	13	2	0	1	88	89.40
0730 - 0745	1	1	98	0	13	2	3	0	118	121.50
0745 - 0800	0	0	104	0	14	4	2	1	125	130.60
Hourly Total	1	2	315	0	50	9	6	2	385	397.30
Hourly Average	0.25	0.50	78.75	0.00	12.50	2.25	1.50	0.50	96.25	99.33
0800 - 0815	0	0	106	0	19	3	2	0	130	134.10
0815 - 0830	0	0	93	0	10	2	3	1	109	114.90
0830 - 0845	0	1	75	0	8	1	3	0	88	91.80
0845 - 0900	0	0	103	0	11	4	8	0	126	138.40
Hourly Total	0	1	377	0	48	10	16	1	453	479.20
Hourly Average	0.00	0.25	94.25	0.00	12.00	2.50	4.00	0.25	113.25	119.80
0900 - 0915	2	2	128	2	13	2	4	2	155	160.40
0915 - 0930	0	0	86	0	6	2	0	1	95	97.00
0930 - 0945	0	0	72	1	12	3	3	0	91	96.40
0945 - 1000	0	0	68	2	11	4	3	0	88	93.90
Hourly Total	2	2	354	5	42	11	10	3	429	447.70
Hourly Average	0.50	0.50	88.50	1.25	10.50	2.75	2.50	0.75	107.25	111.93
1000 - 1015	0	0	71	1	6	4	3	0	85	90.90
1015 - 1030	0	1	62	2	5	3	1	0	74	76.20
1030 - 1045	0	2	54	2	5	4	0	0	67	67.80
1045 - 1100	0	1	52	0	12	1	5	0	71	77.40
Hourly Total	0	4	239	5	28	12	9	0	297	312.30
Hourly Average	0.00	1.00	59.75	1.25	7.00	3.00	2.25	0.00	74.25	78.08
1100 - 1115	0	0	65	5	4	4	1	0	79	82.30
1115 - 1130	0	1	52	1	13	3	3	0	73	77.80
1130 - 1145	0	0	67	2	6	5	2	0	82	87.10
1145 - 1200	0	1	57	1	8	2	1	0	70	71.70
Hourly Total	0	2	241	9	31	14	7	0	304	318.90
Hourly Average	0.00	0.50	60.25	2.25	7.75	3.50	1.75	0.00	76.00	79.73
1200 - 1215	0	2	71	0	12	3	2	0	90	92.90
1215 - 1230	0	4	61	0	10	4	1	0	80	80.90
1230 - 1245	0	0	77	0	5	4	2	0	88	92.60
1245 - 1300	0	1	88	2	10	4	1	0	106	108.70
Hourly Total	0	7	297	2	37	15	6	0	364	375.10
Hourly Average	0.00	1.75	74.25	0.50	9.25	3.75	1.50	0.00	91.00	93.78
1300 - 1315	0	0	54	3	12	7	2	0	78	84.10
1315 - 1330	0	1	74	0	9	1	3	0	88	91.80
1330 - 1345	0	0	69	2	14	4	3	0	92	97.90
1345 - 1400	0	0	52	1	9	5	1	0	68	71.80
Hourly Total	0	1	249	6	44	17	9	0	326	345.60
Hourly Average	0.00	0.25	62.25	1.50	11.00	4.25	2.25	0.00	81.50	86.40
1400 - 1415	0	1	64	1	10	2	5	1	84	91.90
1415 - 1430	0	2	59	3	12	2	10	0	88	100.80
1430 - 1445	0	1	63	0	11	4	3	0	82	87.30
1445 - 1500	0	0	74	1	11	2	4	0	92	98.20
Hourly Total	0	4	260	5	44	10	22	1	346	378.20
Hourly Average	0.00	1.00	65.00	1.25	11.00	2.50	5.50	0.25	86.50	94.55
1500 - 1515	0	2	75	0	12	4	4	1	98	105.00
1515 - 1530	0	1	70	2	11	5	2	0	91	95.50
1530 - 1545	0	2	79	4	4	2	1	0	92	93.10
1545 - 1600	0	0	77	1	14	2	6	0	100	108.80
Hourly Total	0	5	301	7	41	13	13	1	381	402.40
Hourly Average	0.00	1.25	75.25	1.75	10.25	3.25	3.25	0.25	95.25	100.60
1600 - 1615	0	2	80	1	10	0	6	1	100	107.60
1615 - 1630	0	1	85	2	8	2	1	2	101	104.70
1630 - 1645	0	0	81	0	9	1	1	0	92	93.80
1645 - 1700	0	2	93	2	14	0	2	0	113	114.40
Hourly Total	0	5	339	5	41	3	10	3	406	420.50
Hourly Average	0.00	1.25	84.75	1.25	10.25	0.75	2.50	0.75	101.50	105.13
1700 - 1715	0	4	80	0	12	4	0	0	100	99.60
1715 - 1730	0	3	74	3	9	0	3	0	92	94.10
1730 - 1745	0	3	81	1	13	0	1	0	99	98.50
1745 - 1800	0	0	102	0	9	0	0	0	111	111.00
Hourly Total	0	10	337	4	43	4	4	0	402	403.20
Hourly Average	0.00	2.50	84.25	1.00	10.75	1.00	1.00	0.00	100.50	100.80
1800 - 1815	0	3	87	1	7	0	0	0	98	96.20
1815 - 1830	0	3	67	2	3	0	3	0	78	80.10
1830 - 1845	0	4	75	0	4	0	0	1	84	82.60
1845 - 1900	0	2	74	0	7	2	0	0	85	84.80
Hourly Total	0	12	303	3	21	2	3	1	345	343.70
Hourly Average	0.00	3.00	75.75	0.75	5.25	0.50	0.75	0.25	86.25	85.93

Session Total	3	55	3612	51	470	120	115	12	4438	4624.10
Session Average	0.06	1.15	75.25	1.06	9.79	2.50	2.40	0.25	92.46	96.34

Kirkby
Classified Junction Count

Site 5 of 12
Old Rough Lane
A5208 County Road
A506 Hall Lane
A506 County Road

Lat/Long
lat 53.484443° lon -2.884672°

Date
Thursday 20 October 2022

Weather
Sunny Intervals
Temp: 14°C

0700 - 1900 (Thursday 12H Session)

	Movement 6.12: Right from A506 County Road to A506 Hall Lane								Original Data	
TIME	P/CYCLE	M/CYCLE	CAR	TAXI	LGV	OGV1	OGV2	BUS/COACH	TOTAL	PCU TOTAL
0700 - 0715	0	0	71	0	15	3	1	1	91	94.80
0715 - 0730	0	0	93	0	20	0	2	2	117	121.60
0730 - 0745	0	0	111	0	32	0	3	2	148	153.90
0745 - 0800	0	0	100	0	14	2	0	2	118	121.00
Hourly Total	0	0	375	0	81	5	6	7	474	491.30
Hourly Average	0.00	0.00	93.75	0.00	20.25	1.25	1.50	1.75	118.50	122.83
0800 - 0815	0	0	103	0	15	0	0	4	122	126.00
0815 - 0830	0	0	67	0	11	0	5	1	84	91.50
0830 - 0845	0	0	89	0	7	1	0	1	98	99.50
0845 - 0900	0	0	72	0	1	1	1	2	77	80.80
Hourly Total	0	0	331	0	34	2	6	8	381	397.80
Hourly Average	0.00	0.00	82.75	0.00	8.50	0.50	1.50	2.00	95.25	99.45
0900 - 0915	0	1	62	0	5	0	0	1	69	69.40
0915 - 0930	0	0	60	0	8	4	2	1	75	80.60
0930 - 0945	0	0	37	1	4	1	0	1	44	45.50
0945 - 1000	0	0	31	2	2	1	1	0	37	38.80
Hourly Total	0	1	190	3	19	6	3	3	225	234.30
Hourly Average	0.00	0.25	47.50	0.75	4.75	1.50	0.75	0.75	56.25	58.58
1000 - 1015	0	0	30	3	5	2	0	2	42	45.00
1015 - 1030	0	0	36	3	9	3	4	1	56	63.70
1030 - 1045	0	0	47	2	7	2	1	1	60	63.30
1045 - 1100	0	0	36	3	10	1	2	0	52	55.10
Hourly Total	0	0	149	11	31	8	7	4	210	227.10
Hourly Average	0.00	0.00	37.25	2.75	7.75	2.00	1.75	1.00	52.50	56.78
1100 - 1115	0	0	39	3	4	1	0	2	49	51.50
1115 - 1130	0	0	38	0	5	1	0	1	45	46.50
1130 - 1145	0	0	36	1	7	3	2	1	50	55.10
1145 - 1200	0	0	32	2	4	0	0	1	39	40.00
Hourly Total	0	0	145	6	20	5	2	5	183	193.10
Hourly Average	0.00	0.00	36.25	1.50	5.00	1.25	0.50	1.25	45.75	48.28
1200 - 1215	0	0	38	4	9	2	2	1	56	60.60
1215 - 1230	0	0	43	1	8	1	0	0	53	53.50
1230 - 1245	0	0	47	1	5	0	0	2	55	57.00
1245 - 1300	0	0	54	1	11	0	1	1	68	70.30
Hourly Total	0	0	182	7	33	3	3	4	232	241.40
Hourly Average	0.00	0.00	45.50	1.75	8.25	0.75	0.75	1.00	58.00	60.35
1300 - 1315	0	0	36	2	5	1	3	1	48	53.40
1315 - 1330	0	0	40	1	6	1	1	0	49	50.80
1330 - 1345	0	0	46	3	13	0	1	2	65	68.30
1345 - 1400	0	0	37	2	6	3	1	1	50	53.80
Hourly Total	0	0	159	8	30	5	6	4	212	226.30
Hourly Average	0.00	0.00	39.75	2.00	7.50	1.25	1.50	1.00	53.00	56.58
1400 - 1415	0	0	26	0	6	0	0	1	33	34.00
1415 - 1430	0	0	46	1	9	0	1	1	58	60.30
1430 - 1445	0	0	44	0	8	2	3	0	57	61.90
1445 - 1500	0	0	47	1	7	0	0	2	57	59.00
Hourly Total	0	0	163	2	30	2	4	4	205	215.20
Hourly Average	0.00	0.00	40.75	0.50	7.50	0.50	1.00	1.00	51.25	53.80
1500 - 1515	0	0	48	1	7	0	1	2	59	62.30
1515 - 1530	0	0	50	2	6	1	2	1	62	66.10
1530 - 1545	0	0	43	2	5	1	1	1	53	55.80
1545 - 1600	0	0	50	2	10	1	0	1	64	65.50
Hourly Total	0	0	191	7	28	3	4	5	238	249.70
Hourly Average	0.00	0.00	47.75	1.75	7.00	0.75	1.00	1.25	59.50	62.43
1600 - 1615	0	0	61	1	9	1	0	3	75	78.50
1615 - 1630	0	0	44	1	9	2	0	1	57	59.00
1630 - 1645	0	0	47	1	7	1	0	1	57	58.50
1645 - 1700	0	0	67	1	6	0	0	1	75	76.00
Hourly Total	0	0	219	4	31	4	0	6	264	272.00
Hourly Average	0.00	0.00	54.75	1.00	7.75	1.00	0.00	1.50	66.00	68.00
1700 - 1715	0	2	63	2	11	1	0	2	81	82.30
1715 - 1730	0	0	51	0	6	0	1	1	59	61.30
1730 - 1745	0	0	62	0	3	0	0	2	67	69.00
1745 - 1800	0	0	70	1	9	0	0	1	81	82.00
Hourly Total	0	2	246	3	29	1	1	6	288	294.60
Hourly Average	0.00	0.50	61.50	0.75	7.25	0.25	0.25	1.50	72.00	73.65
1800 - 1815	0	0	61	0	5	0	0	1	67	68.00
1815 - 1830	0	1	48	0	2	0	0	1	52	52.40
1830 - 1845	0	0	49	0	3	0	0	1	53	54.00
1845 - 1900	0	0	34	0	6	0	0	0	40	40.00
Hourly Total	0	1	192	0	16	0	0	3	212	214.40
Hourly Average	0.00	0.25	48.00	0.00	4.00	0.00	0.00	0.75	53.00	53.60

Session Total	0	4	2542	51	382	44	42	59	3124	3257.20
Session Average	0.00	0.08	52.96	1.06	7.96	0.92	0.88	1.23	65.08	67.86

Kirkby
Classified Junction Count

Site 6 of 12
A5208 County Road (South)
Irlam Drive
A5208 County Road (North)

Lat/Long
lat 53.483365° lon -2.884055°

Date
Thursday 20 October 2022

Weather
Sunny Intervals
Temp: 14°C

0700 - 1900 (Thursday 12H Session)

	Movement 7.1: Left from A5208 County Road (South) to Irlam Drive								Original Data	
TIME	P/CYCLE	M/CYCLE	CAR	TAXI	LGV	OGV1	OGV2	BUS/COACH	TOTAL	PCU TOTAL
0700 - 0715	0	0	13	0	1	0	0	0	14	14.00
0715 - 0730	0	0	7	0	0	0	0	0	7	7.00
0730 - 0745	0	0	11	0	4	0	1	0	16	17.30
0745 - 0800	0	0	17	0	3	0	0	0	20	20.00
Hourly Total	0	0	48	0	8	0	1	0	57	58.30
Hourly Average	0.00	0.00	12.00	0.00	2.00	0.00	0.25	0.00	14.25	14.58
0800 - 0815	0	0	11	0	2	0	0	0	13	13.00
0815 - 0830	0	0	22	0	2	1	0	0	25	25.50
0830 - 0845	0	0	16	0	2	0	0	0	18	18.00
0845 - 0900	0	0	10	0	6	0	0	0	16	16.00
Hourly Total	0	0	59	0	12	1	0	0	72	72.50
Hourly Average	0.00	0.00	14.75	0.00	3.00	0.25	0.00	0.00	18.00	18.13
0900 - 0915	0	0	18	0	4	0	0	0	22	22.00
0915 - 0930	0	0	22	0	2	2	1	0	27	29.30
0930 - 0945	0	0	23	0	1	0	0	0	24	24.00
0945 - 1000	0	0	16	0	1	0	0	0	17	17.00
Hourly Total	0	0	79	0	8	2	1	0	90	92.30
Hourly Average	0.00	0.00	19.75	0.00	2.00	0.50	0.25	0.00	22.50	23.08
1000 - 1015	0	1	14	0	5	0	0	0	20	19.40
1015 - 1030	0	0	21	1	2	0	0	0	24	24.00
1030 - 1045	0	0	13	1	4	0	0	0	18	18.00
1045 - 1100	0	0	17	0	4	0	0	0	21	21.00
Hourly Total	0	1	65	2	15	0	0	0	83	82.40
Hourly Average	0.00	0.25	16.25	0.50	3.75	0.00	0.00	0.00	20.75	20.60
1100 - 1115	0	0	18	0	2	0	0	0	20	20.00
1115 - 1130	0	0	12	0	6	0	1	0	19	20.30
1130 - 1145	0	0	30	0	5	0	0	0	35	35.00
1145 - 1200	0	1	35	0	2	0	0	0	38	37.40
Hourly Total	0	1	95	0	15	0	1	0	112	112.70
Hourly Average	0.00	0.25	23.75	0.00	3.75	0.00	0.25	0.00	28.00	28.18
1200 - 1215	0	2	40	0	1	1	0	0	44	43.30
1215 - 1230	0	2	50	0	6	0	1	0	59	59.10
1230 - 1245	0	2	50	1	6	1	0	0	60	59.30
1245 - 1300	0	0	34	0	11	1	0	0	46	46.50
Hourly Total	0	6	174	1	24	3	1	0	209	208.20
Hourly Average	0.00	1.50	43.50	0.25	6.00	0.75	0.25	0.00	52.25	52.05
1300 - 1315	0	1	52	1	6	0	0	0	60	59.40
1315 - 1330	0	0	32	0	1	0	0	0	33	33.00
1330 - 1345	0	1	23	1	8	1	0	0	34	33.90
1345 - 1400	0	0	26	3	7	0	0	0	36	36.00
Hourly Total	0	2	133	5	22	1	0	0	163	162.30
Hourly Average	0.00	0.50	33.25	1.25	5.50	0.25	0.00	0.00	40.75	40.58
1400 - 1415	0	0	22	1	1	0	0	0	24	24.00
1415 - 1430	0	2	23	1	3	0	0	0	29	27.80
1430 - 1445	0	0	21	1	2	0	0	0	24	24.00
1445 - 1500	0	1	17	0	4	0	1	0	23	23.70
Hourly Total	0	3	83	3	10	0	1	0	100	99.50
Hourly Average	0.00	0.75	20.75	0.75	2.50	0.00	0.25	0.00	25.00	24.88
1500 - 1515	0	0	24	0	4	0	0	0	28	28.00
1515 - 1530	0	0	32	0	4	0	0	0	36	36.00
1530 - 1545	0	0	24	1	4	0	0	0	29	29.00
1545 - 1600	0	0	23	1	3	0	0	0	27	27.00
Hourly Total	0	0	103	2	15	0	0	0	120	120.00
Hourly Average	0.00	0.00	25.75	0.50	3.75	0.00	0.00	0.00	30.00	30.00
1600 - 1615	0	0	28	2	2	1	0	0	33	33.50
1615 - 1630	1	0	31	0	5	0	0	0	37	36.20
1630 - 1645	0	0	27	0	6	0	0	0	33	33.00
1645 - 1700	0	1	42	0	0	0	0	0	43	42.40
Hourly Total	1	1	128	2	13	1	0	0	146	145.10
Hourly Average	0.25	0.25	32.00	0.50	3.25	0.25	0.00	0.00	36.50	36.28
1700 - 1715	0	0	32	0	5	0	0	0	37	37.00
1715 - 1730	0	0	43	1	1	0	0	0	45	45.00
1730 - 1745	0	0	31	0	4	0	0	0	35	35.00
1745 - 1800	0	1	27	0	1	0	0	0	29	28.40
Hourly Total	0	1	133	1	11	0	0	0	146	145.40
Hourly Average	0.00	0.25	33.25	0.25	2.75	0.00	0.00	0.00	36.50	36.35
1800 - 1815	0	1	41	0	1	0	0	0	43	42.40
1815 - 1830	0	1	26	0	2	0	0	0	29	28.40
1830 - 1845	0	2	18	0	2	0	1	0	23	23.10
1845 - 1900	0	1	25	0	3	0	0	0	29	28.40
Hourly Total	0	5	110	0	8	0	1	0	124	122.30
Hourly Average	0.00	1.25	27.50	0.00	2.00	0.00	0.25	0.00	31.00	30.58

Session Total	1	20	1210	16	161	8	6	0	1422	1421.00
Session Average	0.02	0.42	25.21	0.33	3.35	0.17	0.13	0.00	29.63	29.60

Kirkby
Classified Junction Count

Site 6 of 12
A5208 County Road (South)
Irlam Drive
A5208 County Road (North)

Lat/Long
lat 53.483365° lon -2.884055°

Date
Thursday 20 October 2022

Weather
Sunny Intervals
Temp: 14°C

0700 - 1900 (Thursday 12H Session)

	Movement 7.2: Northbound from A5208 County Road (South) to A5208 County Road (North)								Original Data	
TIME	P/CYCLE	M/CYCLE	CAR	TAXI	LGV	OGV1	OGV2	BUS/COACH	TOTAL	PCU TOTAL
0700 - 0715	0	0	18	0	6	1	2	2	29	34.10
0715 - 0730	0	0	41	0	15	4	6	0	66	75.80
0730 - 0745	0	0	43	0	10	3	1	1	58	61.80
0745 - 0800	0	0	49	0	12	4	3	2	70	77.90
Hourly Total	0	0	151	0	43	12	12	5	223	249.60
Hourly Average	0.00	0.00	37.75	0.00	10.75	3.00	3.00	1.25	55.75	62.40
0800 - 0815	0	1	67	1	13	4	2	1	89	94.00
0815 - 0830	0	0	52	0	13	3	2	0	70	74.10
0830 - 0845	0	0	70	0	19	6	6	1	102	113.80
0845 - 0900	0	0	57	1	13	5	1	0	77	80.80
Hourly Total	0	1	246	2	58	18	11	2	338	362.70
Hourly Average	0.00	0.25	61.50	0.50	14.50	4.50	2.75	0.50	84.50	90.68
0900 - 0915	0	0	63	1	13	2	5	0	84	91.50
0915 - 0930	0	2	41	2	10	3	6	0	64	72.10
0930 - 0945	0	0	54	4	9	4	2	0	73	77.60
0945 - 1000	0	0	44	1	16	1	1	0	63	64.80
Hourly Total	0	2	202	8	48	10	14	0	284	306.00
Hourly Average	0.00	0.50	50.50	2.00	12.00	2.50	3.50	0.00	71.00	76.50
1000 - 1015	0	1	34	3	16	2	2	0	58	61.00
1015 - 1030	0	0	38	1	12	1	2	0	54	57.10
1030 - 1045	0	0	43	0	11	3	5	0	62	70.00
1045 - 1100	0	0	47	2	8	2	5	0	64	71.50
Hourly Total	0	1	162	6	47	8	14	0	238	259.60
Hourly Average	0.00	0.25	40.50	1.50	11.75	2.00	3.50	0.00	59.50	64.90
1100 - 1115	0	0	46	0	16	4	4	0	70	77.20
1115 - 1130	0	0	41	0	16	6	5	0	68	77.50
1130 - 1145	0	0	44	2	15	2	3	0	66	70.90
1145 - 1200	0	0	66	0	7	3	3	0	79	84.40
Hourly Total	0	0	197	2	54	15	15	0	283	310.00
Hourly Average	0.00	0.00	49.25	0.50	13.50	3.75	3.75	0.00	70.75	77.50
1200 - 1215	0	0	48	1	3	2	2	0	56	59.60
1215 - 1230	0	0	59	0	12	1	3	0	75	79.40
1230 - 1245	0	0	58	0	13	2	1	0	74	76.30
1245 - 1300	0	0	44	1	11	3	6	0	65	74.30
Hourly Total	0	0	209	2	39	8	12	0	270	289.60
Hourly Average	0.00	0.00	52.25	0.50	9.75	2.00	3.00	0.00	67.50	72.40
1300 - 1315	0	0	65	0	6	3	2	0	76	80.10
1315 - 1330	0	1	54	2	13	1	1	0	72	73.20
1330 - 1345	0	1	47	1	6	4	3	0	62	67.30
1345 - 1400	0	2	57	0	13	3	4	0	79	84.50
Hourly Total	0	4	223	3	38	11	10	0	289	305.10
Hourly Average	0.00	1.00	55.75	0.75	9.50	2.75	2.50	0.00	72.25	76.28
1400 - 1415	0	0	60	1	12	2	3	0	78	82.90
1415 - 1430	0	0	57	1	7	6	4	0	75	83.20
1430 - 1445	0	1	63	1	11	6	6	0	88	98.20
1445 - 1500	0	0	83	0	12	2	3	0	100	104.90
Hourly Total	0	1	263	3	42	16	16	0	341	369.20
Hourly Average	0.00	0.25	65.75	0.75	10.50	4.00	4.00	0.00	85.25	92.30
1500 - 1515	0	0	86	0	16	3	2	1	108	113.10
1515 - 1530	0	1	73	1	16	2	4	0	97	102.60
1530 - 1545	0	1	79	0	10	3	1	0	94	96.20
1545 - 1600	0	1	83	0	12	2	1	1	100	102.70
Hourly Total	0	3	321	1	54	10	8	2	399	414.60
Hourly Average	0.00	0.75	80.25	0.25	13.50	2.50	2.00	0.50	99.75	103.65
1600 - 1615	0	0	92	0	10	3	1	1	107	110.80
1615 - 1630	0	1	88	0	19	1	2	0	111	113.50
1630 - 1645	1	1	119	1	18	4	1	1	146	148.90
1645 - 1700	0	0	99	0	15	5	0	2	121	125.50
Hourly Total	1	2	398	1	62	13	4	4	485	498.70
Hourly Average	0.25	0.50	99.50	0.25	15.50	3.25	1.00	1.00	121.25	124.68
1700 - 1715	0	0	113	2	16	1	1	0	133	134.80
1715 - 1730	0	0	134	0	15	2	0	0	151	152.00
1730 - 1745	0	1	82	0	11	1	0	0	95	94.90
1745 - 1800	0	0	93	0	13	0	0	0	106	106.00
Hourly Total	0	1	422	2	55	4	1	0	485	487.70
Hourly Average	0.00	0.25	105.50	0.50	13.75	1.00	0.25	0.00	121.25	121.93
1800 - 1815	0	1	77	2	9	0	0	0	89	88.40
1815 - 1830	0	0	116	0	11	1	0	0	128	128.50
1830 - 1845	0	1	67	0	5	0	0	0	73	72.40
1845 - 1900	0	0	73	0	8	0	0	0	81	81.00
Hourly Total	0	2	333	2	33	1	0	0	371	370.30
Hourly Average	0.00	0.50	83.25	0.50	8.25	0.25	0.00	0.00	92.75	92.58

Session Total	1	17	3127	32	573	126	117	13	4006	4223.10
Session Average	0.02	0.35	65.15	0.67	11.94	2.63	2.44	0.27	83.46	87.98

Kirkby
Classified Junction Count

Site 6 of 12
A5208 County Road (South)
Irlam Drive
A5208 County Road (North)

Lat/Long
lat 53.483365° lon -2.884055°

Date
Thursday 20 October 2022

Weather
Sunny Intervals
Temp: 14°C

0700 - 1900 (Thursday 12H Session)

	Movement 7.3: Left from Irlam Drive to A5208 County Road (North)								Original Data	
TIME	P/CYCLE	M/CYCLE	CAR	TAXI	LGV	OGV1	OGV2	BUS/COACH	TOTAL	PCU TOTAL
0700 - 0715	0	0	8	0	4	0	0	0	12	12.00
0715 - 0730	0	1	27	0	2	0	0	0	30	29.40
0730 - 0745	0	0	24	0	6	0	0	0	30	30.00
0745 - 0800	0	1	28	0	6	0	0	0	35	34.40
Hourly Total	0	2	87	0	18	0	0	0	107	105.80
Hourly Average	0.00	0.50	21.75	0.00	4.50	0.00	0.00	0.00	26.75	26.45
0800 - 0815	0	1	33	0	3	0	0	0	37	36.40
0815 - 0830	0	1	38	0	8	0	0	0	47	46.40
0830 - 0845	0	1	42	0	4	0	0	0	47	46.40
0845 - 0900	0	1	39	0	6	0	0	0	46	45.40
Hourly Total	0	4	152	0	21	0	0	0	177	174.60
Hourly Average	0.00	1.00	38.00	0.00	5.25	0.00	0.00	0.00	44.25	43.65
0900 - 0915	0	1	50	0	7	2	1	0	61	62.70
0915 - 0930	0	3	63	0	7	0	0	0	73	71.20
0930 - 0945	0	0	60	0	8	1	0	0	69	69.50
0945 - 1000	0	1	38	0	2	1	1	0	43	44.20
Hourly Total	0	5	211	0	24	4	2	0	246	247.60
Hourly Average	0.00	1.25	52.75	0.00	6.00	1.00	0.50	0.00	61.50	61.90
1000 - 1015	0	0	76	0	6	0	0	0	82	82.00
1015 - 1030	0	0	58	0	6	0	0	0	64	64.00
1030 - 1045	0	1	61	0	5	0	0	0	67	66.40
1045 - 1100	0	1	65	1	5	0	0	0	72	71.40
Hourly Total	0	2	260	1	22	0	0	0	285	283.80
Hourly Average	0.00	0.50	65.00	0.25	5.50	0.00	0.00	0.00	71.25	70.95
1100 - 1115	0	1	57	1	2	1	0	0	62	61.90
1115 - 1130	0	1	56	2	3	0	0	0	62	61.40
1130 - 1145	0	2	80	1	6	0	0	0	89	87.80
1145 - 1200	0	2	77	11	0	0	0	0	90	88.80
Hourly Total	0	6	270	15	11	1	0	0	303	299.90
Hourly Average	0.00	1.50	67.50	3.75	2.75	0.25	0.00	0.00	75.75	74.98
1200 - 1215	0	2	86	2	6	0	0	0	96	94.80
1215 - 1230	0	1	87	0	11	0	0	0	99	98.40
1230 - 1245	0	1	80	5	1	0	0	0	87	86.40
1245 - 1300	0	1	77	1	9	0	1	0	89	89.70
Hourly Total	0	5	330	8	27	0	1	0	371	369.30
Hourly Average	0.00	1.25	82.50	2.00	6.75	0.00	0.25	0.00	92.75	92.33
1300 - 1315	0	1	78	1	12	0	0	0	92	91.40
1315 - 1330	0	1	83	0	5	0	0	0	89	88.40
1330 - 1345	0	1	108	1	7	0	0	0	117	116.40
1345 - 1400	0	1	65	2	3	0	1	0	72	72.70
Hourly Total	0	4	334	4	27	0	1	0	370	368.90
Hourly Average	0.00	1.00	83.50	1.00	6.75	0.00	0.25	0.00	92.50	92.23
1400 - 1415	0	1	82	0	6	0	0	0	89	88.40
1415 - 1430	0	2	82	2	8	1	0	0	95	94.30
1430 - 1445	0	2	80	1	9	1	0	0	93	92.30
1445 - 1500	0	3	68	1	9	1	0	0	82	80.70
Hourly Total	0	8	312	4	32	3	0	0	359	355.70
Hourly Average	0.00	2.00	78.00	1.00	8.00	0.75	0.00	0.00	89.75	88.93
1500 - 1515	0	3	82	0	6	0	0	0	91	89.20
1515 - 1530	0	4	76	0	9	0	0	0	89	86.60
1530 - 1545	0	2	93	0	6	0	0	0	101	99.80
1545 - 1600	0	2	87	1	8	0	0	0	98	96.80
Hourly Total	0	11	338	1	29	0	0	0	379	372.40
Hourly Average	0.00	2.75	84.50	0.25	7.25	0.00	0.00	0.00	94.75	93.10
1600 - 1615	0	4	90	2	2	0	0	0	98	95.60
1615 - 1630	0	1	96	0	5	0	0	0	102	101.40
1630 - 1645	0	6	96	1	9	0	0	0	112	108.40
1645 - 1700	0	1	84	0	10	0	0	0	95	94.40
Hourly Total	0	12	366	3	26	0	0	0	407	399.80
Hourly Average	0.00	3.00	91.50	0.75	6.50	0.00	0.00	0.00	101.75	99.95
1700 - 1715	0	6	79	0	10	0	0	0	95	91.40
1715 - 1730	0	3	81	0	6	0	0	0	90	88.20
1730 - 1745	0	1	94	1	6	0	0	0	102	101.40
1745 - 1800	0	3	92	0	7	0	0	0	102	100.20
Hourly Total	0	13	346	1	29	0	0	0	389	381.20
Hourly Average	0.00	3.25	86.50	0.25	7.25	0.00	0.00	0.00	97.25	95.30
1800 - 1815	0	2	86	1	6	0	0	0	95	93.80
1815 - 1830	0	2	84	0	6	0	0	0	92	90.80
1830 - 1845	0	2	91	0	8	0	0	0	101	99.80
1845 - 1900	0	4	79	0	0	0	0	0	83	80.60
Hourly Total	0	10	340	1	20	0	0	0	371	365.00
Hourly Average	0.00	2.50	85.00	0.25	5.00	0.00	0.00	0.00	92.75	91.25

Session Total	0	82	3346	38	286	8	4	0	3764	3724.00
Session Average	0.00	1.71	69.71	0.79	5.96	0.17	0.08	0.00	78.42	77.58

Kirkby
Classified Junction Count

Site 6 of 12
A5208 County Road (South)
Irlam Drive
A5208 County Road (North)

Lat/Long
lat 53.483365° lon -2.884055°

Date
Thursday 20 October 2022

Weather
Sunny Intervals
Temp: 14°C

0700 - 1900 (Thursday 12H Session)

	Movement 7.4: Right from Irlam Drive to A5208 County Road (South)								Original Data	
TIME	P/CYCLE	M/CYCLE	CAR	TAXI	LGV	OGV1	OGV2	BUS/COACH	TOTAL	PCU TOTAL
0700 - 0715	0	0	12	0	0	0	0	0	12	12.00
0715 - 0730	0	0	12	0	1	0	0	0	13	13.00
0730 - 0745	0	0	8	0	3	0	0	0	11	11.00
0745 - 0800	0	0	22	0	1	0	0	0	23	23.00
Hourly Total	0	0	54	0	5	0	0	0	59	59.00
Hourly Average	0.00	0.00	13.50	0.00	1.25	0.00	0.00	0.00	14.75	14.75
0800 - 0815	0	0	11	0	1	1	1	0	14	15.80
0815 - 0830	0	0	15	0	1	1	0	0	17	17.50
0830 - 0845	0	1	24	0	0	0	0	0	25	24.40
0845 - 0900	0	0	21	0	2	0	0	0	23	23.00
Hourly Total	0	1	71	0	4	2	1	0	79	80.70
Hourly Average	0.00	0.25	17.75	0.00	1.00	0.50	0.25	0.00	19.75	20.18
0900 - 0915	0	1	17	0	2	0	0	0	20	19.40
0915 - 0930	0	2	13	0	2	0	0	0	17	15.80
0930 - 0945	0	0	22	0	1	0	0	0	23	23.00
0945 - 1000	0	1	18	0	0	0	0	0	19	18.40
Hourly Total	0	4	70	0	5	0	0	0	79	76.60
Hourly Average	0.00	1.00	17.50	0.00	1.25	0.00	0.00	0.00	19.75	19.15
1000 - 1015	0	2	20	0	0	0	0	0	22	20.80
1015 - 1030	0	1	19	0	3	0	0	0	23	22.40
1030 - 1045	0	1	13	0	3	0	0	0	17	16.40
1045 - 1100	0	1	18	0	1	0	0	0	20	19.40
Hourly Total	0	5	70	0	7	0	0	0	82	79.00
Hourly Average	0.00	1.25	17.50	0.00	1.75	0.00	0.00	0.00	20.50	19.75
1100 - 1115	0	0	10	0	4	0	0	0	14	14.00
1115 - 1130	0	0	20	0	4	0	0	0	24	24.00
1130 - 1145	0	2	25	1	3	0	1	0	32	32.10
1145 - 1200	0	1	24	1	2	0	0	0	28	27.40
Hourly Total	0	3	79	2	13	0	1	0	98	97.50
Hourly Average	0.00	0.75	19.75	0.50	3.25	0.00	0.25	0.00	24.50	24.38
1200 - 1215	0	1	29	0	4	0	0	0	34	33.40
1215 - 1230	0	2	37	0	4	0	1	0	44	44.10
1230 - 1245	0	1	41	0	6	0	0	0	48	47.40
1245 - 1300	0	1	42	1	4	0	0	0	48	47.40
Hourly Total	0	5	149	1	18	0	1	0	174	172.30
Hourly Average	0.00	1.25	37.25	0.25	4.50	0.00	0.25	0.00	43.50	43.08
1300 - 1315	0	0	44	0	6	0	0	0	50	50.00
1315 - 1330	0	0	38	0	6	0	0	0	44	44.00
1330 - 1345	0	0	37	1	2	0	0	0	40	40.00
1345 - 1400	0	1	31	2	1	0	0	0	35	34.40
Hourly Total	0	1	150	3	15	0	0	0	169	168.40
Hourly Average	0.00	0.25	37.50	0.75	3.75	0.00	0.00	0.00	42.25	42.10
1400 - 1415	0	2	23	0	5	0	0	0	30	28.80
1415 - 1430	0	0	20	0	6	0	0	0	26	26.00
1430 - 1445	0	1	14	1	5	0	0	0	21	20.40
1445 - 1500	0	1	22	2	3	0	0	0	28	27.40
Hourly Total	0	4	79	3	19	0	0	0	105	102.60
Hourly Average	0.00	1.00	19.75	0.75	4.75	0.00	0.00	0.00	26.25	25.65
1500 - 1515	0	1	16	0	3	0	0	0	20	19.40
1515 - 1530	0	1	28	0	3	0	0	0	32	31.40
1530 - 1545	0	0	29	0	3	0	0	0	32	32.00
1545 - 1600	0	1	20	0	3	0	0	0	24	23.40
Hourly Total	0	3	93	0	12	0	0	0	108	106.20
Hourly Average	0.00	0.75	23.25	0.00	3.00	0.00	0.00	0.00	27.00	26.55
1600 - 1615	0	0	20	2	4	0	0	0	26	26.00
1615 - 1630	0	1	20	0	4	1	0	0	26	25.90
1630 - 1645	0	0	25	1	3	0	0	0	29	29.00
1645 - 1700	0	1	22	0	2	0	1	0	26	26.70
Hourly Total	0	2	87	3	13	1	1	0	107	107.60
Hourly Average	0.00	0.50	21.75	0.75	3.25	0.25	0.25	0.00	26.75	26.90
1700 - 1715	0	0	27	0	2	0	0	0	29	29.00
1715 - 1730	0	0	30	1	4	0	0	0	35	35.00
1730 - 1745	0	1	26	0	0	0	0	0	27	26.40
1745 - 1800	0	3	14	2	2	0	0	0	21	19.20
Hourly Total	0	4	97	3	8	0	0	0	112	109.60
Hourly Average	0.00	1.00	24.25	0.75	2.00	0.00	0.00	0.00	28.00	27.40
1800 - 1815	0	0	22	0	2	0	0	0	24	24.00
1815 - 1830	0	1	17	0	2	0	0	0	20	19.40
1830 - 1845	0	1	23	0	2	0	0	0	26	25.40
1845 - 1900	0	0	21	0	1	0	0	0	22	22.00
Hourly Total	0	2	83	0	7	0	0	0	92	90.80
Hourly Average	0.00	0.50	20.75	0.00	1.75	0.00	0.00	0.00	23.00	22.70

Session Total	0	34	1082	15	126	3	4	0	1264	1250.30
Session Average	0.00	0.71	22.54	0.31	2.63	0.06	0.08	0.00	26.33	26.05

Kirkby
Classified Junction Count

Site 6 of 12
A5208 County Road (South)
Irlam Drive
A5208 County Road (North)

Lat/Long
lat 53.483365° lon -2.884055°

Date
Thursday 20 October 2022

Weather
Sunny Intervals
Temp: 14°C

0700 - 1900 (Thursday 12H Session)

	Movement 7.5: Southbound from A5208 County Road (North) to A5208 County Road (South)								Original Data	
TIME	P/CYCLE	M/CYCLE	CAR	TAXI	LGV	OGV1	OGV2	BUS/COACH	TOTAL	PCU TOTAL
0700 - 0715	0	0	54	0	17	2	1	0	74	76.30
0715 - 0730	0	0	70	0	12	2	0	1	85	87.00
0730 - 0745	0	0	98	0	11	2	3	0	114	118.90
0745 - 0800	0	0	95	0	14	5	2	1	117	123.10
Hourly Total	0	0	317	0	54	11	6	2	390	405.30
Hourly Average	0.00	0.00	79.25	0.00	13.50	2.75	1.50	0.50	97.50	101.33
0800 - 0815	0	0	108	0	22	4	3	0	137	142.90
0815 - 0830	0	0	106	1	12	2	3	1	125	130.90
0830 - 0845	0	0	90	0	13	1	4	0	108	113.70
0845 - 0900	0	0	132	0	10	5	5	0	152	161.00
Hourly Total	0	0	436	1	57	12	15	1	522	548.50
Hourly Average	0.00	0.00	109.00	0.25	14.25	3.00	3.75	0.25	130.50	137.13
0900 - 0915	2	1	125	1	11	3	5	1	149	155.80
0915 - 0930	0	0	91	1	11	3	0	2	108	111.50
0930 - 0945	0	0	67	0	17	2	3	0	89	93.90
0945 - 1000	0	0	60	1	19	4	3	0	87	92.90
Hourly Total	2	1	343	3	58	12	11	3	433	454.10
Hourly Average	0.50	0.25	85.75	0.75	14.50	3.00	2.75	0.75	108.25	113.53
1000 - 1015	0	0	70	2	11	4	5	0	92	100.50
1015 - 1030	0	0	53	1	11	3	1	0	69	71.80
1030 - 1045	0	0	49	2	6	3	1	0	61	63.80
1045 - 1100	0	0	49	1	11	2	6	0	69	77.80
Hourly Total	0	0	221	6	39	12	13	0	291	313.90
Hourly Average	0.00	0.00	55.25	1.50	9.75	3.00	3.25	0.00	72.75	78.48
1100 - 1115	0	0	41	2	8	3	2	0	56	60.10
1115 - 1130	0	0	40	0	14	3	3	0	60	65.40
1130 - 1145	0	0	54	1	6	5	3	0	69	75.40
1145 - 1200	0	0	45	0	13	3	2	0	63	67.10
Hourly Total	0	0	180	3	41	14	10	0	248	268.00
Hourly Average	0.00	0.00	45.00	0.75	10.25	3.50	2.50	0.00	62.00	67.00
1200 - 1215	0	1	48	0	12	4	2	0	67	71.00
1215 - 1230	0	0	50	1	11	5	1	0	68	71.80
1230 - 1245	0	3	52	0	7	7	2	0	71	75.30
1245 - 1300	0	0	78	2	10	4	1	0	95	98.30
Hourly Total	0	4	228	3	40	20	6	0	301	316.40
Hourly Average	0.00	1.00	57.00	0.75	10.00	5.00	1.50	0.00	75.25	79.10
1300 - 1315	0	0	56	0	12	7	2	0	77	83.10
1315 - 1330	0	0	53	0	12	1	2	0	68	71.10
1330 - 1345	0	0	55	1	14	4	4	0	78	85.20
1345 - 1400	0	0	54	0	13	7	2	0	76	82.10
Hourly Total	0	0	218	1	51	19	10	0	299	321.50
Hourly Average	0.00	0.00	54.50	0.25	12.75	4.75	2.50	0.00	74.75	80.38
1400 - 1415	0	0	45	1	9	2	4	1	62	69.20
1415 - 1430	0	0	54	3	12	3	13	0	85	103.40
1430 - 1445	0	1	55	2	15	4	3	0	80	85.30
1445 - 1500	0	1	60	1	14	2	4	0	82	87.60
Hourly Total	0	2	214	7	50	11	24	1	309	345.50
Hourly Average	0.00	0.50	53.50	1.75	12.50	2.75	6.00	0.25	77.25	86.38
1500 - 1515	0	0	81	2	11	4	4	1	103	111.20
1515 - 1530	0	0	62	3	8	7	2	0	82	88.10
1530 - 1545	0	0	66	2	8	2	1	0	79	81.30
1545 - 1600	0	0	80	1	17	3	6	1	108	118.30
Hourly Total	0	0	289	8	44	16	13	2	372	398.90
Hourly Average	0.00	0.00	72.25	2.00	11.00	4.00	3.25	0.50	93.00	99.73
1600 - 1615	0	0	78	0	13	0	6	1	98	106.80
1615 - 1630	0	1	86	3	13	1	1	2	107	110.20
1630 - 1645	0	0	87	1	10	2	1	0	101	103.30
1645 - 1700	0	0	84	0	15	1	2	0	102	105.10
Hourly Total	0	1	335	4	51	4	10	3	408	425.40
Hourly Average	0.00	0.25	83.75	1.00	12.75	1.00	2.50	0.75	102.00	106.35
1700 - 1715	0	0	73	0	12	4	0	0	89	91.00
1715 - 1730	0	0	78	3	11	0	3	0	95	98.90
1730 - 1745	0	1	80	0	17	0	1	0	99	99.70
1745 - 1800	0	0	100	0	5	0	0	0	105	105.00
Hourly Total	0	1	331	3	45	4	4	0	388	394.60
Hourly Average	0.00	0.25	82.75	0.75	11.25	1.00	1.00	0.00	97.00	98.65
1800 - 1815	0	0	85	1	9	0	0	0	95	95.00
1815 - 1830	0	1	63	0	3	0	3	0	70	73.30
1830 - 1845	0	0	68	0	5	0	0	1	74	75.00
1845 - 1900	0	0	56	0	5	2	0	0	63	64.00
Hourly Total	0	1	272	1	22	2	3	1	302	307.30
Hourly Average	0.00	0.25	68.00	0.25	5.50	0.50	0.75	0.25	75.50	76.83

Session Total	2	10	3384	40	552	137	125	13	4263	4499.40
Session Average	0.04	0.21	70.50	0.83	11.50	2.85	2.60	0.27	88.81	93.74

Kirkby
Classified Junction Count

Site 6 of 12
A5208 County Road (South)
Irlam Drive
A5208 County Road (North)

Lat/Long
lat 53.483365° lon -2.884055°

Date
Thursday 20 October 2022

Weather
Sunny Intervals
Temp: 14°C

0700 - 1900 (Thursday 12H Session)

	Movement 7.6: Right from A5208 County Road (North) to Irlam Drive								Original Data	
TIME	P/CYCLE	M/CYCLE	CAR	TAXI	LGV	OGV1	OGV2	BUS/COACH	TOTAL	PCU TOTAL
0700 - 0715	0	0	17	0	0	0	0	0	17	17.00
0715 - 0730	0	1	23	0	3	0	0	0	27	26.40
0730 - 0745	0	0	24	0	7	0	0	0	31	31.00
0745 - 0800	0	1	32	1	4	0	0	0	38	37.40
Hourly Total	0	2	96	1	14	0	0	0	113	111.80
Hourly Average	0.00	0.50	24.00	0.25	3.50	0.00	0.00	0.00	28.25	27.95
0800 - 0815	0	0	36	0	7	3	0	0	46	47.50
0815 - 0830	0	0	41	0	5	0	0	0	46	46.00
0830 - 0845	0	2	34	0	2	0	0	0	38	36.80
0845 - 0900	0	0	58	0	6	0	1	0	65	66.30
Hourly Total	0	2	169	0	20	3	1	0	195	196.60
Hourly Average	0.00	0.50	42.25	0.00	5.00	0.75	0.25	0.00	48.75	49.15
0900 - 0915	0	2	65	2	5	1	1	0	76	76.60
0915 - 0930	0	0	46	0	2	0	0	0	48	48.00
0930 - 0945	0	0	44	2	3	3	0	0	52	53.50
0945 - 1000	0	2	39	3	2	2	0	0	48	47.80
Hourly Total	0	4	194	7	12	6	1	0	224	225.90
Hourly Average	0.00	1.00	48.50	1.75	3.00	1.50	0.25	0.00	56.00	56.48
1000 - 1015	0	0	48	1	5	0	0	0	54	54.00
1015 - 1030	0	1	41	4	3	0	0	0	49	48.40
1030 - 1045	0	3	48	3	2	1	0	0	57	55.70
1045 - 1100	0	2	46	3	9	0	0	0	60	58.80
Hourly Total	0	6	183	11	19	1	0	0	220	216.90
Hourly Average	0.00	1.50	45.75	2.75	4.75	0.25	0.00	0.00	55.00	54.23
1100 - 1115	0	0	56	2	4	1	0	0	63	63.50
1115 - 1130	0	1	61	4	3	2	0	0	71	71.40
1130 - 1145	0	1	63	1	4	2	0	0	71	71.40
1145 - 1200	0	1	60	3	7	1	0	0	72	71.90
Hourly Total	0	3	240	10	18	6	0	0	277	278.20
Hourly Average	0.00	0.75	60.00	2.50	4.50	1.50	0.00	0.00	69.25	69.55
1200 - 1215	0	3	52	1	4	0	1	0	61	60.50
1215 - 1230	0	2	64	0	6	2	0	0	74	73.80
1230 - 1245	0	1	65	0	6	0	0	0	72	71.40
1245 - 1300	0	2	67	4	7	1	1	0	82	82.60
Hourly Total	0	8	248	5	23	3	2	0	289	288.30
Hourly Average	0.00	2.00	62.00	1.25	5.75	0.75	0.50	0.00	72.25	72.08
1300 - 1315	0	0	47	4	3	0	0	0	54	54.00
1315 - 1330	0	2	74	2	3	1	0	0	82	81.30
1330 - 1345	0	2	56	3	4	0	0	0	65	63.80
1345 - 1400	0	0	52	3	2	1	0	0	58	58.50
Hourly Total	0	4	229	12	12	2	0	0	259	257.60
Hourly Average	0.00	1.00	57.25	3.00	3.00	0.50	0.00	0.00	64.75	64.40
1400 - 1415	0	4	54	1	5	0	0	0	64	61.60
1415 - 1430	0	3	53	6	4	1	0	0	67	65.70
1430 - 1445	0	0	51	4	3	0	1	0	59	60.30
1445 - 1500	0	4	52	2	2	0	0	0	60	57.60
Hourly Total	0	11	210	13	14	1	1	0	250	245.20
Hourly Average	0.00	2.75	52.50	3.25	3.50	0.25	0.25	0.00	62.50	61.30
1500 - 1515	0	2	58	2	5	0	0	0	67	65.80
1515 - 1530	0	3	57	2	6	0	0	0	68	66.20
1530 - 1545	0	2	75	5	0	0	0	0	82	80.80
1545 - 1600	0	3	53	3	2	0	0	0	61	59.20
Hourly Total	0	10	243	12	13	0	0	0	278	272.00
Hourly Average	0.00	2.50	60.75	3.00	3.25	0.00	0.00	0.00	69.50	68.00
1600 - 1615	0	3	52	2	4	1	0	0	62	60.70
1615 - 1630	0	3	58	1	1	1	0	0	64	62.70
1630 - 1645	0	2	51	1	2	0	0	0	56	54.80
1645 - 1700	0	4	58	3	4	0	0	0	69	66.60
Hourly Total	0	12	219	7	11	2	0	0	251	244.80
Hourly Average	0.00	3.00	54.75	1.75	2.75	0.50	0.00	0.00	62.75	61.20
1700 - 1715	0	4	60	1	7	0	0	0	72	69.60
1715 - 1730	0	5	53	3	2	0	0	0	63	60.00
1730 - 1745	0	3	51	4	1	0	0	0	59	57.20
1745 - 1800	0	3	66	2	5	0	0	0	76	74.20
Hourly Total	0	15	230	10	15	0	0	0	270	261.00
Hourly Average	0.00	3.75	57.50	2.50	3.75	0.00	0.00	0.00	67.50	65.25
1800 - 1815	0	3	58	2	4	0	0	0	67	65.20
1815 - 1830	0	2	64	2	3	0	0	0	71	69.80
1830 - 1845	0	4	63	0	2	0	0	0	69	66.60
1845 - 1900	0	2	56	0	5	0	0	0	63	61.80
Hourly Total	0	11	241	4	14	0	0	0	270	263.40
Hourly Average	0.00	2.75	60.25	1.00	3.50	0.00	0.00	0.00	67.50	65.85

Session Total	0	88	2502	92	185	24	5	0	2896	2861.70
Session Average	0.00	1.83	52.13	1.92	3.85	0.50	0.10	0.00	60.33	59.62

Kirkby
Classified Junction Count

Site 7 of 12
Webster Drive
Cherryfield Drive (South)
Cherryfield Drive (North)

Lat/Long
lat 53.480302° lon -2.885165°

Date
Thursday 20 October 2022

Weather
Sunny Intervals
Temp: 14°C

0700 - 1900 (Thursday 12H Session)

	Movement 8.1: Left from Webster Drive to Cherryfield Drive (South)								Original Data	
TIME	P/CYCLE	M/CYCLE	CAR	TAXI	LGV	OGV1	OGV2	BUS/COACH	TOTAL	PCU TOTAL
0700 - 0715	0	0	7	1	0	0	0	0	8	8.00
0715 - 0730	0	0	7	0	1	1	0	0	9	9.50
0730 - 0745	0	0	17	0	3	1	0	0	21	21.50
0745 - 0800	0	0	18	0	2	0	0	0	20	20.00
Hourly Total	0	0	49	1	6	2	0	0	58	59.00
Hourly Average	0.00	0.00	12.25	0.25	1.50	0.50	0.00	0.00	14.50	14.75
0800 - 0815	0	0	21	2	2	0	0	0	25	25.00
0815 - 0830	0	0	30	3	0	0	0	0	33	33.00
0830 - 0845	0	1	37	2	4	0	0	0	44	43.40
0845 - 0900	0	1	44	1	2	0	0	0	48	47.40
Hourly Total	0	2	132	8	8	0	0	0	150	148.80
Hourly Average	0.00	0.50	33.00	2.00	2.00	0.00	0.00	0.00	37.50	37.20
0900 - 0915	0	0	24	0	1	0	0	0	25	25.00
0915 - 0930	0	1	25	0	1	0	0	0	27	26.40
0930 - 0945	0	0	22	1	4	0	1	0	28	29.30
0945 - 1000	0	0	25	0	1	0	0	0	26	26.00
Hourly Total	0	1	96	1	7	0	1	0	106	106.70
Hourly Average	0.00	0.25	24.00	0.25	1.75	0.00	0.25	0.00	26.50	26.68
1000 - 1015	0	0	23	0	3	0	0	0	26	26.00
1015 - 1030	0	1	19	2	4	0	0	0	26	25.40
1030 - 1045	0	3	29	3	2	0	0	0	37	35.20
1045 - 1100	0	0	24	2	2	1	0	0	29	29.50
Hourly Total	0	4	95	7	11	1	0	0	118	116.10
Hourly Average	0.00	1.00	23.75	1.75	2.75	0.25	0.00	0.00	29.50	29.03
1100 - 1115	0	0	21	1	1	0	0	0	23	23.00
1115 - 1130	0	0	16	1	2	0	0	0	19	19.00
1130 - 1145	0	1	23	4	3	0	1	0	32	32.70
1145 - 1200	0	0	22	2	1	1	1	0	27	28.80
Hourly Total	0	1	82	8	7	1	2	0	101	103.50
Hourly Average	0.00	0.25	20.50	2.00	1.75	0.25	0.50	0.00	25.25	25.88
1200 - 1215	0	1	27	2	1	2	0	0	33	33.40
1215 - 1230	0	0	25	3	2	0	0	0	30	30.00
1230 - 1245	0	0	31	0	1	1	0	0	33	33.50
1245 - 1300	0	0	23	2	1	0	0	0	26	26.00
Hourly Total	0	1	106	7	5	3	0	0	122	122.90
Hourly Average	0.00	0.25	26.50	1.75	1.25	0.75	0.00	0.00	30.50	30.73
1300 - 1315	0	0	22	1	2	2	0	0	27	28.00
1315 - 1330	0	1	24	0	4	0	0	0	29	28.40
1330 - 1345	0	1	24	2	2	0	0	0	29	28.40
1345 - 1400	0	0	24	2	0	0	0	0	26	26.00
Hourly Total	0	2	94	5	8	2	0	0	111	110.80
Hourly Average	0.00	0.50	23.50	1.25	2.00	0.50	0.00	0.00	27.75	27.70
1400 - 1415	0	1	26	5	2	0	0	1	35	35.40
1415 - 1430	1	0	28	0	4	0	0	0	33	32.20
1430 - 1445	1	0	35	3	2	0	1	0	42	42.50
1445 - 1500	0	0	37	4	1	1	0	0	43	43.50
Hourly Total	2	1	126	12	9	1	1	1	153	153.60
Hourly Average	0.50	0.25	31.50	3.00	2.25	0.25	0.25	0.25	38.25	38.40
1500 - 1515	0	1	47	3	2	0	0	1	54	54.40
1515 - 1530	0	1	24	0	4	0	0	0	29	28.40
1530 - 1545	0	0	34	2	2	0	0	0	38	38.00
1545 - 1600	0	0	42	2	4	0	0	1	49	50.00
Hourly Total	0	2	147	7	12	0	0	2	170	170.80
Hourly Average	0.00	0.50	36.75	1.75	3.00	0.00	0.00	0.50	42.50	42.70
1600 - 1615	0	1	37	0	6	0	0	0	44	43.40
1615 - 1630	0	1	39	6	2	0	0	0	48	47.40
1630 - 1645	0	0	30	1	5	0	0	1	37	38.00
1645 - 1700	0	1	37	2	2	1	0	0	43	42.90
Hourly Total	0	3	143	9	15	1	0	1	172	171.70
Hourly Average	0.00	0.75	35.75	2.25	3.75	0.25	0.00	0.25	43.00	42.93
1700 - 1715	0	0	37	1	5	0	0	0	43	43.00
1715 - 1730	1	2	44	3	6	0	0	0	56	54.00
1730 - 1745	0	0	33	2	4	0	0	0	39	39.00
1745 - 1800	1	2	36	2	2	0	0	0	43	41.00
Hourly Total	2	4	150	8	17	0	0	0	181	177.00
Hourly Average	0.50	1.00	37.50	2.00	4.25	0.00	0.00	0.00	45.25	44.25
1800 - 1815	0	0	35	1	6	0	0	0	42	42.00
1815 - 1830	1	0	49	1	1	0	0	0	52	51.20
1830 - 1845	0	1	44	1	3	0	0	0	49	48.40
1845 - 1900	0	1	39	0	0	0	0	0	40	39.40
Hourly Total	1	2	167	3	10	0	0	0	183	181.00
Hourly Average	0.25	0.50	41.75	0.75	2.50	0.00	0.00	0.00	45.75	45.25

Session Total	5	23	1387	76	115	11	4	4	1625	1621.90
Session Average	0.10	0.48	28.90	1.58	2.40	0.23	0.08	0.08	33.85	33.79

Kirkby
Classified Junction Count

Site 7 of 12
Webster Drive
Cherryfield Drive (South)
Cherryfield Drive (North)

Lat/Long
lat 53.480302° lon -2.885165°

Date
Thursday 20 October 2022

Weather
Sunny Intervals
Temp: 14°C

0700 - 1900 (Thursday 12H Session)

	Movement 8.2: Right from Webster Drive to Cherryfield Drive (North)								Original Data	
TIME	P/CYCLE	M/CYCLE	CAR	TAXI	LGV	OGV1	OGV2	BUS/COACH	TOTAL	PCU TOTAL
0700 - 0715	0	0	8	0	1	0	1	1	11	13.30
0715 - 0730	0	0	8	1	2	0	1	1	13	15.30
0730 - 0745	0	0	14	0	2	2	0	0	18	19.00
0745 - 0800	0	0	15	1	6	1	0	3	26	29.50
Hourly Total	0	0	45	2	11	3	2	5	68	77.10
Hourly Average	0.00	0.00	11.25	0.50	2.75	0.75	0.50	1.25	17.00	19.28
0800 - 0815	0	0	23	0	5	0	0	2	30	32.00
0815 - 0830	0	0	24	0	9	1	0	1	35	36.50
0830 - 0845	0	0	34	1	5	1	2	0	43	46.10
0845 - 0900	0	0	41	2	3	0	0	2	48	50.00
Hourly Total	0	0	122	3	22	2	2	5	156	164.60
Hourly Average	0.00	0.00	30.50	0.75	5.50	0.50	0.50	1.25	39.00	41.15
0900 - 0915	0	0	18	2	3	0	0	0	23	23.00
0915 - 0930	0	0	20	1	3	1	0	0	25	25.50
0930 - 0945	0	0	20	1	1	1	0	1	24	25.50
0945 - 1000	0	0	27	2	5	0	0	1	35	36.00
Hourly Total	0	0	85	6	12	2	0	2	107	110.00
Hourly Average	0.00	0.00	21.25	1.50	3.00	0.50	0.00	0.50	26.75	27.50
1000 - 1015	0	0	24	2	6	1	0	1	34	35.50
1015 - 1030	0	0	19	0	2	0	0	0	21	21.00
1030 - 1045	0	0	24	1	0	1	0	1	27	28.50
1045 - 1100	0	0	17	2	4	1	0	1	25	26.50
Hourly Total	0	0	84	5	12	3	0	3	107	111.50
Hourly Average	0.00	0.00	21.00	1.25	3.00	0.75	0.00	0.75	26.75	27.88
1100 - 1115	0	0	22	1	2	1	0	1	27	28.50
1115 - 1130	0	0	28	2	5	1	0	0	36	36.50
1130 - 1145	0	0	25	1	3	0	0	2	31	33.00
1145 - 1200	0	0	28	0	2	0	0	1	31	32.00
Hourly Total	0	0	103	4	12	2	0	4	125	130.00
Hourly Average	0.00	0.00	25.75	1.00	3.00	0.50	0.00	1.00	31.25	32.50
1200 - 1215	0	0	40	2	6	1	1	1	51	53.80
1215 - 1230	0	0	20	1	3	0	0	0	24	24.00
1230 - 1245	0	0	18	2	5	0	0	1	26	27.00
1245 - 1300	0	0	23	2	4	1	0	0	30	30.50
Hourly Total	0	0	101	7	18	2	1	2	131	135.30
Hourly Average	0.00	0.00	25.25	1.75	4.50	0.50	0.25	0.50	32.75	33.83
1300 - 1315	0	1	24	2	3	0	0	1	31	31.40
1315 - 1330	0	0	21	3	9	1	0	0	34	34.50
1330 - 1345	0	0	25	2	5	0	0	0	32	32.00
1345 - 1400	0	0	31	2	1	1	0	1	36	37.50
Hourly Total	0	1	101	9	18	2	0	2	133	135.40
Hourly Average	0.00	0.25	25.25	2.25	4.50	0.50	0.00	0.50	33.25	33.85
1400 - 1415	0	0	30	2	6	1	0	1	40	41.50
1415 - 1430	0	0	25	3	4	1	0	0	33	33.50
1430 - 1445	0	0	35	3	2	0	0	1	41	42.00
1445 - 1500	0	0	35	2	3	0	0	0	40	40.00
Hourly Total	0	0	125	10	15	2	0	2	154	157.00
Hourly Average	0.00	0.00	31.25	2.50	3.75	0.50	0.00	0.50	38.50	39.25
1500 - 1515	0	0	39	2	4	0	0	0	45	45.00
1515 - 1530	1	0	26	1	2	0	0	0	30	29.20
1530 - 1545	0	0	31	3	5	1	0	1	41	42.50
1545 - 1600	0	0	34	3	6	0	0	0	43	43.00
Hourly Total	1	0	130	9	17	1	0	1	159	159.70
Hourly Average	0.25	0.00	32.50	2.25	4.25	0.25	0.00	0.25	39.75	39.93
1600 - 1615	0	0	39	4	4	1	0	2	50	52.50
1615 - 1630	0	0	40	1	8	0	0	1	50	51.00
1630 - 1645	0	0	57	1	4	0	0	1	63	64.00
1645 - 1700	0	0	43	2	4	0	0	1	50	51.00
Hourly Total	0	0	179	8	20	1	0	5	213	218.50
Hourly Average	0.00	0.00	44.75	2.00	5.00	0.25	0.00	1.25	53.25	54.63
1700 - 1715	0	0	47	4	6	0	0	0	57	57.00
1715 - 1730	0	0	41	2	9	0	0	2	54	56.00
1730 - 1745	1	1	28	2	2	0	0	0	34	32.60
1745 - 1800	0	0	32	2	1	1	0	1	37	38.50
Hourly Total	1	1	148	10	18	1	0	3	182	184.10
Hourly Average	0.25	0.25	37.00	2.50	4.50	0.25	0.00	0.75	45.50	46.03
1800 - 1815	1	0	25	1	1	0	0	0	28	27.20
1815 - 1830	0	0	32	0	1	0	0	1	34	35.00
1830 - 1845	0	0	24	0	0	0	0	0	24	24.00
1845 - 1900	0	0	20	0	0	0	0	0	20	20.00
Hourly Total	1	0	101	1	2	0	0	1	106	106.20
Hourly Average	0.25	0.00	25.25	0.25	0.50	0.00	0.00	0.25	26.50	26.55

Session Total	3	2	1324	74	177	21	5	35	1641	1689.40
Session Average	0.06	0.04	27.58	1.54	3.69	0.44	0.10	0.73	34.19	35.20

Kirkby
Classified Junction Count

Site 7 of 12
Webster Drive
Cherryfield Drive (South)
Cherryfield Drive (North)

Lat/Long
lat 53.480302° lon -2.885165°

Date
Thursday 20 October 2022

Weather
Sunny Intervals
Temp: 14°C

0700 - 1900 (Thursday 12H Session)

	Movement 8.3: Northbound from Cherryfield Drive (South) to Cherryfield Drive (North)								Original Data	
TIME	P/CYCLE	M/CYCLE	CAR	TAXI	LGV	OGV1	OGV2	BUS/COACH	TOTAL	PCU TOTAL
0700 - 0715	0	0	10	0	2	0	0	1	13	14.00
0715 - 0730	0	0	8	0	2	0	0	4	14	18.00
0730 - 0745	0	0	13	0	1	0	0	2	16	18.00
0745 - 0800	1	0	23	1	3	0	0	4	32	35.20
Hourly Total	1	0	54	1	8	0	0	11	75	85.20
Hourly Average	0.25	0.00	13.50	0.25	2.00	0.00	0.00	2.75	18.75	21.30
0800 - 0815	0	0	19	0	5	0	0	3	27	30.00
0815 - 0830	0	0	31	1	2	1	0	4	39	43.50
0830 - 0845	0	0	39	0	1	2	0	2	44	47.00
0845 - 0900	0	0	31	1	4	0	0	3	39	42.00
Hourly Total	0	0	120	2	12	3	0	12	149	162.50
Hourly Average	0.00	0.00	30.00	0.50	3.00	0.75	0.00	3.00	37.25	40.63
0900 - 0915	0	0	24	1	3	1	0	6	35	41.50
0915 - 0930	0	0	21	0	2	0	0	3	26	29.00
0930 - 0945	0	0	20	2	2	0	0	3	27	30.00
0945 - 1000	0	0	20	0	3	0	0	4	27	31.00
Hourly Total	0	0	85	3	10	1	0	16	115	131.50
Hourly Average	0.00	0.00	21.25	0.75	2.50	0.25	0.00	4.00	28.75	32.88
1000 - 1015	0	0	13	0	2	1	0	4	20	24.50
1015 - 1030	1	0	26	0	1	0	1	3	32	35.50
1030 - 1045	0	0	20	1	1	1	0	2	25	27.50
1045 - 1100	0	0	20	1	0	0	0	5	26	31.00
Hourly Total	1	0	79	2	4	2	1	14	103	118.50
Hourly Average	0.25	0.00	19.75	0.50	1.00	0.50	0.25	3.50	25.75	29.63
1100 - 1115	0	0	16	5	2	0	1	4	28	33.30
1115 - 1130	1	1	19	3	1	0	0	2	27	27.60
1130 - 1145	0	0	20	2	2	0	0	3	27	30.00
1145 - 1200	0	1	15	1	2	1	0	4	24	27.90
Hourly Total	1	2	70	11	7	1	1	13	106	118.80
Hourly Average	0.25	0.50	17.50	2.75	1.75	0.25	0.25	3.25	26.50	29.70
1200 - 1215	0	0	19	5	1	0	4	0	29	34.20
1215 - 1230	0	0	25	2	0	0	0	3	30	33.00
1230 - 1245	0	0	17	4	0	2	1	3	27	32.30
1245 - 1300	0	0	18	2	4	0	1	3	28	32.30
Hourly Total	0	0	79	13	5	2	6	9	114	131.80
Hourly Average	0.00	0.00	19.75	3.25	1.25	0.50	1.50	2.25	28.50	32.95
1300 - 1315	0	0	19	2	3	0	0	4	28	32.00
1315 - 1330	0	0	22	1	2	0	0	4	29	33.00
1330 - 1345	0	0	29	2	1	0	0	3	35	38.00
1345 - 1400	0	0	22	2	1	0	0	3	28	31.00
Hourly Total	0	0	92	7	7	0	0	14	120	134.00
Hourly Average	0.00	0.00	23.00	1.75	1.75	0.00	0.00	3.50	30.00	33.50
1400 - 1415	1	0	24	0	0	0	0	4	29	32.20
1415 - 1430	0	0	18	2	1	0	0	4	25	29.00
1430 - 1445	0	0	17	1	2	1	0	3	24	27.50
1445 - 1500	1	0	34	1	1	0	0	2	39	40.20
Hourly Total	2	0	93	4	4	1	0	13	117	128.90
Hourly Average	0.50	0.00	23.25	1.00	1.00	0.25	0.00	3.25	29.25	32.23
1500 - 1515	0	0	36	1	0	0	0	4	41	45.00
1515 - 1530	0	0	33	2	1	0	0	3	39	42.00
1530 - 1545	0	0	25	1	3	0	0	3	32	35.00
1545 - 1600	0	0	26	1	3	0	0	1	31	32.00
Hourly Total	0	0	120	5	7	0	0	11	143	154.00
Hourly Average	0.00	0.00	30.00	1.25	1.75	0.00	0.00	2.75	35.75	38.50
1600 - 1615	0	0	28	2	7	0	1	6	44	51.30
1615 - 1630	0	0	26	2	5	0	0	1	34	35.00
1630 - 1645	0	1	34	2	0	0	0	5	42	46.40
1645 - 1700	0	0	35	2	3	0	0	1	41	42.00
Hourly Total	0	1	123	8	15	0	1	13	161	174.70
Hourly Average	0.00	0.25	30.75	2.00	3.75	0.00	0.25	3.25	40.25	43.68
1700 - 1715	0	0	41	1	5	0	0	5	52	57.00
1715 - 1730	0	0	17	1	3	0	0	4	25	29.00
1730 - 1745	0	0	23	2	0	0	0	3	28	31.00
1745 - 1800	0	0	24	0	1	0	0	2	27	29.00
Hourly Total	0	0	105	4	9	0	0	14	132	146.00
Hourly Average	0.00	0.00	26.25	1.00	2.25	0.00	0.00	3.50	33.00	36.50
1800 - 1815	0	0	27	0	2	0	0	3	32	35.00
1815 - 1830	0	0	28	0	0	0	0	6	34	40.00
1830 - 1845	0	0	16	2	1	0	0	3	22	25.00
1845 - 1900	0	0	18	0	1	0	0	3	22	25.00
Hourly Total	0	0	89	2	4	0	0	15	110	125.00
Hourly Average	0.00	0.00	22.25	0.50	1.00	0.00	0.00	3.75	27.50	31.25

Session Total	5	3	1109	62	92	10	9	155	1445	1610.90
Session Average	0.10	0.06	23.10	1.29	1.92	0.21	0.19	3.23	30.10	33.56

Kirkby
Classified Junction Count

Site 7 of 12
Webster Drive
Cherryfield Drive (South)
Cherryfield Drive (North)

Lat/Long
lat 53.480302° lon -2.885165°

Date
Thursday 20 October 2022

Weather
Sunny Intervals
Temp: 14°C

0700 - 1900 (Thursday 12H Session)

	Movement 8.4: Right from Cherryfield Drive (South) to Webster Drive								Original Data	
TIME	P/CYCLE	M/CYCLE	CAR	TAXI	LGV	OGV1	OGV2	BUS/COACH	TOTAL	PCU TOTAL
0700 - 0715	0	0	8	0	2	0	0	0	10	10.00
0715 - 0730	0	0	12	0	4	0	0	0	16	16.00
0730 - 0745	0	0	20	0	0	0	0	0	20	20.00
0745 - 0800	0	1	21	0	3	0	0	2	27	28.40
Hourly Total	0	1	61	0	9	0	0	2	73	74.40
Hourly Average	0.00	0.25	15.25	0.00	2.25	0.00	0.00	0.50	18.25	18.60
0800 - 0815	0	0	27	0	2	0	0	0	29	29.00
0815 - 0830	0	1	33	0	2	0	0	0	36	35.40
0830 - 0845	0	0	46	1	1	0	0	0	48	48.00
0845 - 0900	0	0	29	4	0	0	0	0	33	33.00
Hourly Total	0	1	135	5	5	0	0	0	146	145.40
Hourly Average	0.00	0.25	33.75	1.25	1.25	0.00	0.00	0.00	36.50	36.35
0900 - 0915	0	1	23	3	4	0	0	0	31	30.40
0915 - 0930	0	0	19	0	2	0	0	0	21	21.00
0930 - 0945	0	1	17	3	0	0	0	0	21	20.40
0945 - 1000	0	0	20	1	2	0	0	0	23	23.00
Hourly Total	0	2	79	7	8	0	0	0	96	94.80
Hourly Average	0.00	0.50	19.75	1.75	2.00	0.00	0.00	0.00	24.00	23.70
1000 - 1015	0	0	22	2	1	0	0	0	25	25.00
1015 - 1030	0	1	20	1	3	0	0	0	25	24.40
1030 - 1045	0	1	22	1	2	0	0	0	26	25.40
1045 - 1100	0	2	32	3	0	0	0	0	37	35.80
Hourly Total	0	4	96	7	6	0	0	0	113	110.60
Hourly Average	0.00	1.00	24.00	1.75	1.50	0.00	0.00	0.00	28.25	27.65
1100 - 1115	0	0	35	1	1	0	0	0	37	37.00
1115 - 1130	0	1	14	3	0	0	0	0	18	17.40
1130 - 1145	0	0	32	4	3	1	0	0	40	40.50
1145 - 1200	0	0	23	1	0	0	0	0	24	24.00
Hourly Total	0	1	104	9	4	1	0	0	119	118.90
Hourly Average	0.00	0.25	26.00	2.25	1.00	0.25	0.00	0.00	29.75	29.73
1200 - 1215	0	1	29	4	4	0	0	0	38	37.40
1215 - 1230	0	0	35	4	2	0	0	0	41	41.00
1230 - 1245	0	0	21	1	2	2	0	0	26	27.00
1245 - 1300	0	0	21	0	0	0	0	0	21	21.00
Hourly Total	0	1	106	9	8	2	0	0	126	126.40
Hourly Average	0.00	0.25	26.50	2.25	2.00	0.50	0.00	0.00	31.50	31.60
1300 - 1315	0	1	35	0	0	0	0	0	36	35.40
1315 - 1330	0	0	33	3	0	0	0	0	36	36.00
1330 - 1345	0	0	25	1	2	0	0	0	28	28.00
1345 - 1400	1	0	18	0	0	1	0	0	20	19.70
Hourly Total	1	1	111	4	2	1	0	0	120	119.10
Hourly Average	0.25	0.25	27.75	1.00	0.50	0.25	0.00	0.00	30.00	29.78
1400 - 1415	0	0	26	5	2	0	0	0	33	33.00
1415 - 1430	0	0	19	3	2	1	0	0	25	25.50
1430 - 1445	0	0	29	4	3	0	0	0	36	36.00
1445 - 1500	0	0	29	2	5	0	0	0	36	36.00
Hourly Total	0	0	103	14	12	1	0	0	130	130.50
Hourly Average	0.00	0.00	25.75	3.50	3.00	0.25	0.00	0.00	32.50	32.63
1500 - 1515	0	1	36	2	1	0	0	0	40	39.40
1515 - 1530	0	2	33	3	2	0	0	0	40	38.80
1530 - 1545	0	0	30	1	2	0	0	0	33	33.00
1545 - 1600	0	1	27	1	2	0	0	0	31	30.40
Hourly Total	0	4	126	7	7	0	0	0	144	141.60
Hourly Average	0.00	1.00	31.50	1.75	1.75	0.00	0.00	0.00	36.00	35.40
1600 - 1615	0	0	35	3	1	0	0	0	39	39.00
1615 - 1630	1	0	36	1	2	0	0	0	40	39.20
1630 - 1645	0	0	39	3	4	0	1	0	47	48.30
1645 - 1700	1	1	28	1	4	0	0	0	35	33.60
Hourly Total	2	1	138	8	11	0	1	0	161	160.10
Hourly Average	0.50	0.25	34.50	2.00	2.75	0.00	0.25	0.00	40.25	40.03
1700 - 1715	0	1	35	4	1	0	0	0	41	40.40
1715 - 1730	0	2	31	2	1	0	0	0	36	34.80
1730 - 1745	1	2	29	3	1	0	0	0	36	34.00
1745 - 1800	0	1	37	2	2	0	0	0	42	41.40
Hourly Total	1	6	132	11	5	0	0	0	155	150.60
Hourly Average	0.25	1.50	33.00	2.75	1.25	0.00	0.00	0.00	38.75	37.65
1800 - 1815	0	1	49	1	1	0	0	0	52	51.40
1815 - 1830	0	0	52	2	2	0	0	0	56	56.00
1830 - 1845	0	3	34	0	3	0	0	0	40	38.20
1845 - 1900	0	0	29	0	3	0	0	0	32	32.00
Hourly Total	0	4	164	3	9	0	0	0	180	177.60
Hourly Average	0.00	1.00	41.00	0.75	2.25	0.00	0.00	0.00	45.00	44.40

Session Total	4	26	1355	84	86	5	1	2	1563	1550.00
Session Average	0.08	0.54	28.23	1.75	1.79	0.10	0.02	0.04	32.56	32.29

Kirkby
Classified Junction Count

Site 7 of 12
Webster Drive
Cherryfield Drive (South)
Cherryfield Drive (North)

Lat/Long
lat 53.480302° lon -2.885165°

Date
Thursday 20 October 2022

Weather
Sunny Intervals
Temp: 14°C

0700 - 1900 (Thursday 12H Session)

	Movement 8.5: Left from Cherryfield Drive (North) to Webster Drive								Original Data	
TIME	P/CYCLE	M/CYCLE	CAR	TAXI	LGV	OGV1	OGV2	BUS/COACH	TOTAL	PCU TOTAL
0700 - 0715	1	0	13	0	2	0	0	0	16	15.20
0715 - 0730	0	0	21	1	9	0	0	1	32	33.00
0730 - 0745	0	1	30	1	3	1	0	1	37	37.90
0745 - 0800	0	0	34	0	5	0	0	0	39	39.00
Hourly Total	1	1	98	2	19	1	0	2	124	125.10
Hourly Average	0.25	0.25	24.50	0.50	4.75	0.25	0.00	0.50	31.00	31.28
0800 - 0815	0	0	32	0	8	0	1	1	42	44.30
0815 - 0830	0	0	46	1	6	1	0	0	54	54.50
0830 - 0845	0	0	44	1	5	2	0	0	52	53.00
0845 - 0900	0	0	57	0	6	0	0	0	63	63.00
Hourly Total	0	0	179	2	25	3	1	1	211	214.80
Hourly Average	0.00	0.00	44.75	0.50	6.25	0.75	0.25	0.25	52.75	53.70
0900 - 0915	0	0	55	0	2	1	0	1	59	60.50
0915 - 0930	0	0	37	4	5	1	0	0	47	47.50
0930 - 0945	0	0	26	2	3	3	0	0	34	35.50
0945 - 1000	0	0	33	3	4	0	1	0	41	42.30
Hourly Total	0	0	151	9	14	5	1	1	181	185.80
Hourly Average	0.00	0.00	37.75	2.25	3.50	1.25	0.25	0.25	45.25	46.45
1000 - 1015	0	0	29	5	6	0	0	1	41	42.00
1015 - 1030	0	0	29	3	4	0	0	0	36	36.00
1030 - 1045	0	0	36	3	2	0	0	0	41	41.00
1045 - 1100	0	0	25	2	0	0	1	0	28	29.30
Hourly Total	0	0	119	13	12	0	1	1	146	148.30
Hourly Average	0.00	0.00	29.75	3.25	3.00	0.00	0.25	0.25	36.50	37.08
1100 - 1115	0	0	34	2	1	1	1	0	39	40.80
1115 - 1130	0	0	30	4	7	1	1	0	43	44.80
1130 - 1145	0	0	33	4	4	0	0	0	41	41.00
1145 - 1200	0	1	26	2	8	0	0	0	37	36.40
Hourly Total	0	1	123	12	20	2	2	0	160	163.00
Hourly Average	0.00	0.25	30.75	3.00	5.00	0.50	0.50	0.00	40.00	40.75
1200 - 1215	0	0	34	5	1	0	0	1	41	42.00
1215 - 1230	0	1	46	4	8	0	1	0	60	60.70
1230 - 1245	0	0	34	2	0	0	0	0	36	36.00
1245 - 1300	0	0	27	5	4	1	0	0	37	37.50
Hourly Total	0	1	141	16	13	1	1	1	174	176.20
Hourly Average	0.00	0.25	35.25	4.00	3.25	0.25	0.25	0.25	43.50	44.05
1300 - 1315	0	0	32	3	8	1	0	0	44	44.50
1315 - 1330	0	0	37	2	3	1	0	0	43	43.50
1330 - 1345	0	0	32	3	2	1	0	0	38	38.50
1345 - 1400	0	0	18	3	7	1	1	0	30	31.80
Hourly Total	0	0	119	11	20	4	1	0	155	158.30
Hourly Average	0.00	0.00	29.75	2.75	5.00	1.00	0.25	0.00	38.75	39.58
1400 - 1415	0	0	24	2	4	0	1	1	32	34.30
1415 - 1430	0	0	31	7	4	0	0	0	42	42.00
1430 - 1445	0	0	36	3	3	0	1	0	43	44.30
1445 - 1500	0	0	29	2	1	0	0	0	32	32.00
Hourly Total	0	0	120	14	12	0	2	1	149	152.60
Hourly Average	0.00	0.00	30.00	3.50	3.00	0.00	0.50	0.25	37.25	38.15
1500 - 1515	0	0	31	3	5	1	0	0	40	40.50
1515 - 1530	0	0	40	1	4	0	0	0	45	45.00
1530 - 1545	0	0	56	5	5	2	0	0	68	69.00
1545 - 1600	0	0	24	3	2	0	2	1	32	35.60
Hourly Total	0	0	151	12	16	3	2	1	185	190.10
Hourly Average	0.00	0.00	37.75	3.00	4.00	0.75	0.50	0.25	46.25	47.53
1600 - 1615	0	0	40	0	3	0	1	1	45	47.30
1615 - 1630	0	0	37	2	10	0	0	0	49	49.00
1630 - 1645	0	0	41	2	6	0	0	0	49	49.00
1645 - 1700	0	0	39	1	3	0	0	0	43	43.00
Hourly Total	0	0	157	5	22	0	1	1	186	188.30
Hourly Average	0.00	0.00	39.25	1.25	5.50	0.00	0.25	0.25	46.50	47.08
1700 - 1715	1	0	34	2	3	0	0	1	41	41.20
1715 - 1730	0	0	35	0	2	1	0	0	38	38.50
1730 - 1745	0	0	27	0	6	0	0	0	33	33.00
1745 - 1800	0	0	35	1	3	0	0	0	39	39.00
Hourly Total	1	0	131	3	14	1	0	1	151	151.70
Hourly Average	0.25	0.00	32.75	0.75	3.50	0.25	0.00	0.25	37.75	37.93
1800 - 1815	0	0	23	0	6	0	0	0	29	29.00
1815 - 1830	0	0	18	0	3	1	0	0	22	22.50
1830 - 1845	0	0	27	0	0	0	0	0	27	27.00
1845 - 1900	0	0	25	1	0	0	0	0	26	26.00
Hourly Total	0	0	93	1	9	1	0	0	104	104.50
Hourly Average	0.00	0.00	23.25	0.25	2.25	0.25	0.00	0.00	26.00	26.13

Session Total	2	3	1582	100	196	21	12	10	1926	1958.70
Session Average	0.04	0.06	32.96	2.08	4.08	0.44	0.25	0.21	40.13	40.81

Kirkby
Classified Junction Count

Site 7 of 12
Webster Drive
Cherryfield Drive (South)
Cherryfield Drive (North)

Lat/Long
lat 53.480302° lon -2.885165°

Date
Thursday 20 October 2022

Weather
Sunny Intervals
Temp: 14°C

0700 - 1900 (Thursday 12H Session)

	Movement 8.6: Southbound from Cherryfield Drive (North) to Cherryfield Drive (South)								Original Data	
TIME	P/CYCLE	M/CYCLE	CAR	TAXI	LGV	OGV1	OGV2	BUS/COACH	TOTAL	PCU TOTAL
0700 - 0715	0	0	6	0	0	0	0	3	9	12.00
0715 - 0730	0	0	9	0	0	0	0	4	13	17.00
0730 - 0745	0	0	8	1	3	0	0	2	14	16.00
0745 - 0800	0	0	22	0	8	1	0	5	36	41.50
Hourly Total	0	0	45	1	11	1	0	14	72	86.50
Hourly Average	0.00	0.00	11.25	0.25	2.75	0.25	0.00	3.50	18.00	21.63
0800 - 0815	0	0	24	0	2	0	0	4	30	34.00
0815 - 0830	0	0	24	0	3	1	0	2	30	32.50
0830 - 0845	0	0	29	2	0	0	0	4	35	39.00
0845 - 0900	0	0	37	0	2	1	0	3	43	46.50
Hourly Total	0	0	114	2	7	2	0	13	138	152.00
Hourly Average	0.00	0.00	28.50	0.50	1.75	0.50	0.00	3.25	34.50	38.00
0900 - 0915	0	0	24	0	2	0	0	3	29	32.00
0915 - 0930	0	0	21	0	4	0	0	5	30	35.00
0930 - 0945	1	0	17	2	1	0	0	5	26	30.20
0945 - 1000	0	0	15	1	2	2	0	2	22	25.00
Hourly Total	1	0	77	3	9	2	0	15	107	122.20
Hourly Average	0.25	0.00	19.25	0.75	2.25	0.50	0.00	3.75	26.75	30.55
1000 - 1015	0	0	20	2	3	0	0	4	29	33.00
1015 - 1030	0	0	17	2	3	0	0	5	27	32.00
1030 - 1045	0	0	15	2	0	0	0	5	22	27.00
1045 - 1100	0	0	13	1	1	0	0	3	18	21.00
Hourly Total	0	0	65	7	7	0	0	17	96	113.00
Hourly Average	0.00	0.00	16.25	1.75	1.75	0.00	0.00	4.25	24.00	28.25
1100 - 1115	0	0	21	3	5	0	0	2	31	33.00
1115 - 1130	0	0	17	3	0	0	0	5	25	30.00
1130 - 1145	0	0	15	3	1	1	0	3	23	26.50
1145 - 1200	0	2	13	4	2	1	0	5	27	31.30
Hourly Total	0	2	66	13	8	2	0	15	106	120.80
Hourly Average	0.00	0.50	16.50	3.25	2.00	0.50	0.00	3.75	26.50	30.20
1200 - 1215	0	0	22	5	2	1	1	3	34	38.80
1215 - 1230	0	0	20	6	3	0	0	4	33	37.00
1230 - 1245	0	0	15	1	2	0	0	4	22	26.00
1245 - 1300	0	0	19	5	3	0	0	4	31	35.00
Hourly Total	0	0	76	17	10	1	1	15	120	136.80
Hourly Average	0.00	0.00	19.00	4.25	2.50	0.25	0.25	3.75	30.00	34.20
1300 - 1315	0	0	21	3	1	0	0	3	28	31.00
1315 - 1330	0	0	18	4	1	0	0	4	27	31.00
1330 - 1345	0	0	21	5	0	0	0	3	29	32.00
1345 - 1400	0	0	22	3	2	0	0	5	32	37.00
Hourly Total	0	0	82	15	4	0	0	15	116	131.00
Hourly Average	0.00	0.00	20.50	3.75	1.00	0.00	0.00	3.75	29.00	32.75
1400 - 1415	0	0	14	1	2	1	0	3	21	24.50
1415 - 1430	0	0	21	1	3	0	0	6	31	37.00
1430 - 1445	0	0	15	1	5	1	1	1	24	26.80
1445 - 1500	0	0	26	3	2	1	1	5	38	44.80
Hourly Total	0	0	76	6	12	3	2	15	114	133.10
Hourly Average	0.00	0.00	19.00	1.50	3.00	0.75	0.50	3.75	28.50	33.28
1500 - 1515	1	0	27	0	1	1	0	4	34	37.70
1515 - 1530	0	0	29	3	4	0	0	3	39	42.00
1530 - 1545	1	0	37	1	0	0	0	4	43	46.20
1545 - 1600	0	0	29	0	1	0	0	4	34	38.00
Hourly Total	2	0	122	4	6	1	0	15	150	163.90
Hourly Average	0.50	0.00	30.50	1.00	1.50	0.25	0.00	3.75	37.50	40.98
1600 - 1615	0	0	25	3	3	0	0	4	35	39.00
1615 - 1630	0	0	30	1	6	0	0	2	39	41.00
1630 - 1645	0	0	29	3	2	0	0	5	39	44.00
1645 - 1700	0	0	31	2	6	0	0	5	44	49.00
Hourly Total	0	0	115	9	17	0	0	16	157	173.00
Hourly Average	0.00	0.00	28.75	2.25	4.25	0.00	0.00	4.00	39.25	43.25
1700 - 1715	0	0	31	3	1	0	0	2	37	39.00
1715 - 1730	0	0	30	2	3	0	0	4	39	43.00
1730 - 1745	0	0	20	2	3	0	0	5	30	35.00
1745 - 1800	0	0	33	0	0	0	0	4	37	41.00
Hourly Total	0	0	114	7	7	0	0	15	143	158.00
Hourly Average	0.00	0.00	28.50	1.75	1.75	0.00	0.00	3.75	35.75	39.50
1800 - 1815	0	0	28	0	4	0	0	3	35	38.00
1815 - 1830	0	0	22	0	1	0	0	1	24	25.00
1830 - 1845	0	0	27	1	4	0	0	8	40	48.00
1845 - 1900	1	0	25	1	2	0	0	1	30	30.20
Hourly Total	1	0	102	2	11	0	0	13	129	141.20
Hourly Average	0.25	0.00	25.50	0.50	2.75	0.00	0.00	3.25	32.25	35.30

Session Total	4	2	1054	86	109	12	3	178	1448	1631.50
Session Average	0.08	0.04	21.96	1.79	2.27	0.25	0.06	3.71	30.17	33.99

Kirkby
Classified Junction Count

Site 8 of 12
A5208 County Road (South)
Webster Drive
A5208 County Road (North)

Lat/Long
lat 53.481561° lon -2.881925°

Date
Thursday 20 October 2022

Weather
Sunny Intervals
Temp: 14°C

0700 - 1900 (Thursday 12H Session)

	Movement 9.1: Left from A5208 County Road (South) to Webster Drive								Original Data	
TIME	P/CYCLE	M/CYCLE	CAR	TAXI	LGV	OGV1	OGV2	BUS/COACH	TOTAL	PCU TOTAL
0700 - 0715	0	0	10	0	0	1	0	1	12	13.50
0715 - 0730	0	0	5	0	0	0	0	1	6	7.00
0730 - 0745	0	0	11	0	0	0	0	0	11	11.00
0745 - 0800	0	0	15	0	4	0	0	2	21	23.00
Hourly Total	0	0	41	0	4	1	0	4	50	54.50
Hourly Average	0.00	0.00	10.25	0.00	1.00	0.25	0.00	1.00	12.50	13.63
0800 - 0815	0	0	13	0	4	0	0	2	19	21.00
0815 - 0830	0	0	21	0	4	1	0	0	26	26.50
0830 - 0845	0	0	21	0	4	1	1	0	27	28.80
0845 - 0900	0	0	22	0	2	0	0	2	26	28.00
Hourly Total	0	0	77	0	14	2	1	4	98	104.30
Hourly Average	0.00	0.00	19.25	0.00	3.50	0.50	0.25	1.00	24.50	26.08
0900 - 0915	0	0	16	2	3	0	0	0	21	21.00
0915 - 0930	0	0	20	3	3	1	0	0	27	27.50
0930 - 0945	0	1	13	2	0	0	0	1	17	17.40
0945 - 1000	0	0	15	0	2	0	0	1	18	19.00
Hourly Total	0	1	64	7	8	1	0	2	83	84.90
Hourly Average	0.00	0.25	16.00	1.75	2.00	0.25	0.00	0.50	20.75	21.23
1000 - 1015	0	0	16	0	6	1	0	1	24	25.50
1015 - 1030	0	1	14	2	3	0	0	0	20	19.40
1030 - 1045	0	0	14	0	1	0	0	1	16	17.00
1045 - 1100	0	0	15	1	5	0	0	1	22	23.00
Hourly Total	0	1	59	3	15	1	0	3	82	84.90
Hourly Average	0.00	0.25	14.75	0.75	3.75	0.25	0.00	0.75	20.50	21.23
1100 - 1115	0	0	12	0	3	1	0	1	17	18.50
1115 - 1130	0	0	20	1	5	0	0	0	26	26.00
1130 - 1145	0	0	12	2	5	0	0	2	21	23.00
1145 - 1200	0	0	8	0	3	0	0	1	12	13.00
Hourly Total	0	0	52	3	16	1	0	4	76	80.50
Hourly Average	0.00	0.00	13.00	0.75	4.00	0.25	0.00	1.00	19.00	20.13
1200 - 1215	0	0	23	1	1	0	0	1	26	27.00
1215 - 1230	0	0	21	0	2	0	0	0	23	23.00
1230 - 1245	0	0	14	1	3	1	0	1	20	21.50
1245 - 1300	0	0	14	1	4	0	0	0	19	19.00
Hourly Total	0	0	72	3	10	1	0	2	88	90.50
Hourly Average	0.00	0.00	18.00	0.75	2.50	0.25	0.00	0.50	22.00	22.63
1300 - 1315	0	0	23	0	3	0	0	1	27	28.00
1315 - 1330	0	0	6	0	4	1	0	0	11	11.50
1330 - 1345	0	0	13	1	1	1	0	0	16	16.50
1345 - 1400	0	0	17	0	3	0	0	1	21	22.00
Hourly Total	0	0	59	1	11	2	0	2	75	78.00
Hourly Average	0.00	0.00	14.75	0.25	2.75	0.50	0.00	0.50	18.75	19.50
1400 - 1415	0	0	23	3	3	1	0	1	31	32.50
1415 - 1430	0	0	23	0	4	0	0	0	27	27.00
1430 - 1445	0	0	22	1	2	0	0	1	26	27.00
1445 - 1500	0	0	20	1	3	0	0	0	24	24.00
Hourly Total	0	0	88	5	12	1	0	2	108	110.50
Hourly Average	0.00	0.00	22.00	1.25	3.00	0.25	0.00	0.50	27.00	27.63
1500 - 1515	0	0	20	1	7	0	0	0	28	28.00
1515 - 1530	0	0	23	0	2	0	0	0	25	25.00
1530 - 1545	0	0	18	1	4	0	0	1	24	25.00
1545 - 1600	0	0	22	0	2	0	0	0	24	24.00
Hourly Total	0	0	83	2	15	0	0	1	101	102.00
Hourly Average	0.00	0.00	20.75	0.50	3.75	0.00	0.00	0.25	25.25	25.50
1600 - 1615	0	0	28	3	0	1	0	3	35	38.50
1615 - 1630	0	0	22	2	9	0	0	0	33	33.00
1630 - 1645	0	0	47	1	5	0	0	1	54	55.00
1645 - 1700	0	0	33	0	4	0	0	1	38	39.00
Hourly Total	0	0	130	6	18	1	0	5	160	165.50
Hourly Average	0.00	0.00	32.50	1.50	4.50	0.25	0.00	1.25	40.00	41.38
1700 - 1715	0	0	36	0	5	0	0	0	41	41.00
1715 - 1730	1	0	28	0	2	0	0	2	33	34.20
1730 - 1745	0	1	20	0	1	0	0	0	22	21.40
1745 - 1800	0	0	14	2	2	1	0	1	20	21.50
Hourly Total	1	1	98	2	10	1	0	3	116	118.10
Hourly Average	0.25	0.25	24.50	0.50	2.50	0.25	0.00	0.75	29.00	29.53
1800 - 1815	0	0	27	0	1	0	0	0	28	28.00
1815 - 1830	0	0	30	0	3	0	0	1	34	35.00
1830 - 1845	0	0	12	1	2	0	0	0	15	15.00
1845 - 1900	0	0	7	0	0	0	0	0	7	7.00
Hourly Total	0	0	76	1	6	0	0	1	84	85.00
Hourly Average	0.00	0.00	19.00	0.25	1.50	0.00	0.00	0.25	21.00	21.25

Session Total	1	3	899	33	139	12	1	33	1121	1158.70
Session Average	0.02	0.06	18.73	0.69	2.90	0.25	0.02	0.69	23.35	24.14

Kirkby
Classified Junction Count

Site 8 of 12
A5208 County Road (South)
Webster Drive
A5208 County Road (North)

Lat/Long
lat 53.481561° lon -2.881925°

Date
Thursday 20 October 2022

Weather
Sunny Intervals
Temp: 14°C

0700 - 1900 (Thursday 12H Session)

	Movement 9.2: Northbound from A5208 County Road (South) to A5208 County Road (North)								Original Data	
TIME	P/CYCLE	M/CYCLE	CAR	TAXI	LGV	OGV1	OGV2	BUS/COACH	TOTAL	PCU TOTAL
0700 - 0715	0	0	33	0	7	1	2	1	44	48.10
0715 - 0730	0	0	38	0	12	4	6	0	60	69.80
0730 - 0745	0	0	43	0	12	3	2	1	61	66.10
0745 - 0800	0	0	57	0	13	4	3	1	78	84.90
Hourly Total	0	0	171	0	44	12	13	3	243	268.90
Hourly Average	0.00	0.00	42.75	0.00	11.00	3.00	3.25	0.75	60.75	67.23
0800 - 0815	0	1	66	1	14	4	2	1	89	94.00
0815 - 0830	0	0	60	0	14	5	2	0	81	86.10
0830 - 0845	0	0	63	0	18	5	6	1	93	104.30
0845 - 0900	0	0	50	1	18	5	1	0	75	78.80
Hourly Total	0	1	239	2	64	19	11	2	338	363.20
Hourly Average	0.00	0.25	59.75	0.50	16.00	4.75	2.75	0.50	84.50	90.80
0900 - 0915	0	0	69	1	15	2	5	0	92	99.50
0915 - 0930	0	2	57	2	9	5	7	0	82	92.40
0930 - 0945	0	0	62	4	10	4	2	0	82	86.60
0945 - 1000	0	0	50	0	14	1	1	0	66	67.80
Hourly Total	0	2	238	7	48	12	15	0	322	346.30
Hourly Average	0.00	0.50	59.50	1.75	12.00	3.00	3.75	0.00	80.50	86.58
1000 - 1015	0	2	37	3	21	2	2	0	67	69.40
1015 - 1030	0	0	52	1	12	2	2	0	69	72.60
1030 - 1045	0	0	43	0	15	2	5	0	65	72.50
1045 - 1100	0	0	55	0	11	2	5	0	73	80.50
Hourly Total	0	2	187	4	59	8	14	0	274	295.00
Hourly Average	0.00	0.50	46.75	1.00	14.75	2.00	3.50	0.00	68.50	73.75
1100 - 1115	0	0	49	0	17	5	4	0	75	82.70
1115 - 1130	0	0	43	0	22	5	6	0	76	86.30
1130 - 1145	0	1	58	2	19	2	3	0	85	89.30
1145 - 1200	0	1	82	0	8	4	3	0	98	103.30
Hourly Total	0	2	232	2	66	16	16	0	334	361.60
Hourly Average	0.00	0.50	58.00	0.50	16.50	4.00	4.00	0.00	83.50	90.40
1200 - 1215	0	2	76	0	4	2	2	0	86	88.40
1215 - 1230	0	2	93	0	18	1	4	0	118	122.50
1230 - 1245	0	1	98	1	14	3	2	0	119	122.50
1245 - 1300	0	0	75	1	22	4	5	0	107	115.50
Hourly Total	0	5	342	2	58	10	13	0	430	448.90
Hourly Average	0.00	1.25	85.50	0.50	14.50	2.50	3.25	0.00	107.50	112.23
1300 - 1315	0	1	96	1	12	3	2	0	115	118.50
1315 - 1330	0	1	69	1	12	1	1	0	85	86.20
1330 - 1345	0	2	67	1	13	5	3	0	91	96.20
1345 - 1400	0	2	62	3	15	3	4	0	89	94.50
Hourly Total	0	6	294	6	52	12	10	0	380	395.40
Hourly Average	0.00	1.50	73.50	1.50	13.00	3.00	2.50	0.00	95.00	98.85
1400 - 1415	0	0	71	2	11	3	3	0	90	95.40
1415 - 1430	0	2	63	2	10	4	4	0	85	91.00
1430 - 1445	0	1	72	1	10	6	6	0	96	106.20
1445 - 1500	0	1	73	0	14	3	4	0	95	101.10
Hourly Total	0	4	279	5	45	16	17	0	366	393.70
Hourly Average	0.00	1.00	69.75	1.25	11.25	4.00	4.25	0.00	91.50	98.43
1500 - 1515	0	0	87	0	18	2	2	1	110	114.60
1515 - 1530	0	1	84	1	21	2	4	0	113	118.60
1530 - 1545	0	1	86	1	7	3	1	0	99	101.20
1545 - 1600	0	1	97	1	15	2	1	1	118	120.70
Hourly Total	0	3	354	3	61	9	8	2	440	455.10
Hourly Average	0.00	0.75	88.50	0.75	15.25	2.25	2.00	0.50	110.00	113.78
1600 - 1615	0	0	102	2	13	4	0	1	122	125.00
1615 - 1630	0	1	102	0	20	1	2	0	126	128.50
1630 - 1645	1	0	129	1	25	4	0	1	161	163.20
1645 - 1700	0	1	116	0	9	5	0	1	132	134.90
Hourly Total	1	2	449	3	67	14	2	3	541	551.60
Hourly Average	0.25	0.50	112.25	0.75	16.75	3.50	0.50	0.75	135.25	137.90
1700 - 1715	0	0	138	1	18	1	1	0	159	160.80
1715 - 1730	0	0	148	1	15	2	0	0	166	167.00
1730 - 1745	0	1	103	0	15	1	0	0	120	119.90
1745 - 1800	0	2	91	0	12	0	0	0	105	103.80
Hourly Total	0	3	480	2	60	4	1	0	550	551.50
Hourly Average	0.00	0.75	120.00	0.50	15.00	1.00	0.25	0.00	137.50	137.88
1800 - 1815	0	1	100	0	8	0	0	0	109	108.40
1815 - 1830	0	1	103	0	13	1	0	0	118	117.90
1830 - 1845	0	3	60	0	5	0	1	0	69	68.50
1845 - 1900	0	1	82	0	8	0	0	0	91	90.40
Hourly Total	0	6	345	0	34	1	1	0	387	385.20
Hourly Average	0.00	1.50	86.25	0.00	8.50	0.25	0.25	0.00	96.75	96.30

Session Total	1	36	3610	36	658	133	121	10	4605	4816.40
Session Average	0.02	0.75	75.21	0.75	13.71	2.77	2.52	0.21	95.94	100.34

Kirkby
Classified Junction Count

Site 8 of 12
A5208 County Road (South)
Webster Drive
A5208 County Road (North)

Lat/Long
lat 53.481561° lon -2.881925°

Date
Thursday 20 October 2022

Weather
Sunny Intervals
Temp: 14°C

0700 - 1900 (Thursday 12H Session)

	Movement 9.3: Left from Webster Drive to A5208 County Road (North)								Original Data	
TIME	P/CYCLE	M/CYCLE	CAR	TAXI	LGV	OGV1	OGV2	BUS/COACH	TOTAL	PCU TOTAL
0700 - 0715	0	0	2	0	0	0	0	0	2	2.00
0715 - 0730	0	0	6	0	3	0	0	0	9	9.00
0730 - 0745	0	0	12	0	3	0	0	0	15	15.00
0745 - 0800	0	0	8	0	1	0	0	1	10	11.00
Hourly Total	0	0	28	0	7	0	0	1	36	37.00
Hourly Average	0.00	0.00	7.00	0.00	1.75	0.00	0.00	0.25	9.00	9.25
0800 - 0815	0	0	14	0	1	0	0	0	15	15.00
0815 - 0830	0	0	12	0	2	0	0	0	14	14.00
0830 - 0845	0	0	25	0	2	0	0	0	27	27.00
0845 - 0900	0	0	15	0	1	0	0	0	16	16.00
Hourly Total	0	0	66	0	6	0	0	0	72	72.00
Hourly Average	0.00	0.00	16.50	0.00	1.50	0.00	0.00	0.00	18.00	18.00
0900 - 0915	0	0	12	0	2	0	0	0	14	14.00
0915 - 0930	0	0	7	0	3	0	0	0	10	10.00
0930 - 0945	0	0	14	0	1	0	0	0	15	15.00
0945 - 1000	0	0	10	1	2	0	0	0	13	13.00
Hourly Total	0	0	43	1	8	0	0	0	52	52.00
Hourly Average	0.00	0.00	10.75	0.25	2.00	0.00	0.00	0.00	13.00	13.00
1000 - 1015	0	0	11	0	0	0	0	0	11	11.00
1015 - 1030	0	0	8	1	2	0	0	0	11	11.00
1030 - 1045	0	0	12	1	1	0	0	0	14	14.00
1045 - 1100	0	0	10	2	0	0	0	0	12	12.00
Hourly Total	0	0	41	4	3	0	0	0	48	48.00
Hourly Average	0.00	0.00	10.25	1.00	0.75	0.00	0.00	0.00	12.00	12.00
1100 - 1115	0	0	14	0	1	0	0	0	15	15.00
1115 - 1130	0	0	10	0	1	0	0	0	11	11.00
1130 - 1145	0	0	16	0	0	0	0	0	16	16.00
1145 - 1200	0	0	19	0	1	0	0	0	20	20.00
Hourly Total	0	0	59	0	3	0	0	0	62	62.00
Hourly Average	0.00	0.00	14.75	0.00	0.75	0.00	0.00	0.00	15.50	15.50
1200 - 1215	0	0	12	1	0	0	0	0	13	13.00
1215 - 1230	0	0	19	0	1	0	0	0	20	20.00
1230 - 1245	0	0	7	0	4	0	0	0	11	11.00
1245 - 1300	0	0	5	0	0	0	0	0	5	5.00
Hourly Total	0	0	43	1	5	0	0	0	49	49.00
Hourly Average	0.00	0.00	10.75	0.25	1.25	0.00	0.00	0.00	12.25	12.25
1300 - 1315	0	0	19	0	1	0	0	0	20	20.00
1315 - 1330	0	0	17	1	1	0	0	0	19	19.00
1330 - 1345	0	0	12	1	1	0	0	0	14	14.00
1345 - 1400	0	0	12	0	6	0	0	0	18	18.00
Hourly Total	0	0	60	2	9	0	0	0	71	71.00
Hourly Average	0.00	0.00	15.00	0.50	2.25	0.00	0.00	0.00	17.75	17.75
1400 - 1415	0	0	11	0	1	0	0	0	12	12.00
1415 - 1430	0	0	17	0	1	1	0	0	19	19.50
1430 - 1445	0	0	16	1	2	0	0	0	19	19.00
1445 - 1500	0	0	23	0	2	0	0	0	25	25.00
Hourly Total	0	0	67	1	6	1	0	0	75	75.50
Hourly Average	0.00	0.00	16.75	0.25	1.50	0.25	0.00	0.00	18.75	18.88
1500 - 1515	0	0	23	0	2	0	0	0	25	25.00
1515 - 1530	0	0	21	0	2	0	0	0	23	23.00
1530 - 1545	0	0	17	0	4	0	0	0	21	21.00
1545 - 1600	0	0	16	0	0	0	1	0	17	18.30
Hourly Total	0	0	77	0	8	0	1	0	86	87.30
Hourly Average	0.00	0.00	19.25	0.00	2.00	0.00	0.25	0.00	21.50	21.83
1600 - 1615	0	0	11	0	1	0	0	1	13	14.00
1615 - 1630	0	0	17	0	2	0	0	0	19	19.00
1630 - 1645	0	1	22	0	2	0	1	0	26	26.70
1645 - 1700	0	0	20	0	3	0	0	0	23	23.00
Hourly Total	0	1	70	0	8	0	1	1	81	82.70
Hourly Average	0.00	0.25	17.50	0.00	2.00	0.00	0.25	0.25	20.25	20.68
1700 - 1715	0	0	19	1	3	0	0	0	23	23.00
1715 - 1730	0	0	17	0	1	0	0	0	18	18.00
1730 - 1745	0	0	19	0	0	0	0	0	19	19.00
1745 - 1800	0	0	20	0	2	0	0	0	22	22.00
Hourly Total	0	0	75	1	6	0	0	0	82	82.00
Hourly Average	0.00	0.00	18.75	0.25	1.50	0.00	0.00	0.00	20.50	20.50
1800 - 1815	0	0	23	2	2	0	0	0	27	27.00
1815 - 1830	0	0	34	0	2	0	0	0	36	36.00
1830 - 1845	0	0	25	0	0	0	0	0	25	25.00
1845 - 1900	0	0	17	0	3	0	0	0	20	20.00
Hourly Total	0	0	99	2	7	0	0	0	108	108.00
Hourly Average	0.00	0.00	24.75	0.50	1.75	0.00	0.00	0.00	27.00	27.00

Session Total	0	1	728	12	76	1	2	2	822	826.50
Session Average	0.00	0.02	15.17	0.25	1.58	0.02	0.04	0.04	17.13	17.22

Kirkby
Classified Junction Count

Site 8 of 12
A5208 County Road (South)
Webster Drive
A5208 County Road (North)

Lat/Long
lat 53.481561° lon -2.881925°

Date
Thursday 20 October 2022

Weather
Sunny Intervals
Temp: 14°C

0700 - 1900 (Thursday 12H Session)

	Movement 9.4: Right from Webster Drive to A5208 County Road (South)								Original Data	
TIME	P/CYCLE	M/CYCLE	CAR	TAXI	LGV	OGV1	OGV2	BUS/COACH	TOTAL	PCU TOTAL
0700 - 0715	0	0	6	0	1	0	0	0	7	7.00
0715 - 0730	0	1	17	0	4	0	0	1	23	23.40
0730 - 0745	0	1	14	1	1	0	0	1	18	18.40
0745 - 0800	0	0	18	0	3	0	0	1	22	23.00
Hourly Total	**0**	**2**	**55**	**1**	**9**	**0**	**0**	**3**	**70**	**71.80**
Hourly Average	**0.00**	**0.50**	**13.75**	**0.25**	**2.25**	**0.00**	**0.00**	**0.75**	**17.50**	**17.95**
0800 - 0815	0	0	13	0	6	0	1	1	21	23.30
0815 - 0830	0	0	28	0	6	2	0	0	36	37.00
0830 - 0845	0	0	21	0	5	0	0	0	26	26.00
0845 - 0900	0	0	31	0	1	0	0	0	32	32.00
Hourly Total	**0**	**0**	**93**	**0**	**18**	**2**	**1**	**1**	**115**	**118.30**
Hourly Average	**0.00**	**0.00**	**23.25**	**0.00**	**4.50**	**0.50**	**0.25**	**0.25**	**28.75**	**29.58**
0900 - 0915	0	0	24	0	0	0	0	1	25	26.00
0915 - 0930	0	0	19	1	5	0	0	0	25	25.00
0930 - 0945	0	0	16	1	2	2	0	0	21	22.00
0945 - 1000	0	0	13	0	3	2	1	0	19	21.30
Hourly Total	**0**	**0**	**72**	**2**	**10**	**4**	**1**	**1**	**90**	**94.30**
Hourly Average	**0.00**	**0.00**	**18.00**	**0.50**	**2.50**	**1.00**	**0.25**	**0.25**	**22.50**	**23.58**
1000 - 1015	0	0	13	0	2	0	0	1	16	17.00
1015 - 1030	0	2	9	0	1	0	1	0	13	13.10
1030 - 1045	0	0	19	1	2	1	0	0	23	23.50
1045 - 1100	0	0	14	0	1	0	1	0	16	17.30
Hourly Total	**0**	**2**	**55**	**1**	**6**	**1**	**2**	**1**	**68**	**70.90**
Hourly Average	**0.00**	**0.50**	**13.75**	**0.25**	**1.50**	**0.25**	**0.50**	**0.25**	**17.00**	**17.73**
1100 - 1115	0	0	9	1	1	0	1	0	12	13.30
1115 - 1130	0	0	14	0	5	0	0	0	19	19.00
1130 - 1145	0	0	10	0	2	0	0	0	12	12.00
1145 - 1200	0	0	10	1	4	0	0	0	15	15.00
Hourly Total	**0**	**0**	**43**	**2**	**12**	**0**	**1**	**0**	**58**	**59.30**
Hourly Average	**0.00**	**0.00**	**10.75**	**0.50**	**3.00**	**0.00**	**0.25**	**0.00**	**14.50**	**14.83**
1200 - 1215	0	1	8	0	1	0	0	1	11	11.40
1215 - 1230	0	0	15	1	6	0	1	0	23	24.30
1230 - 1245	0	0	17	0	0	1	0	0	18	18.50
1245 - 1300	0	0	12	0	1	0	0	0	13	13.00
Hourly Total	**0**	**1**	**52**	**1**	**8**	**1**	**1**	**1**	**65**	**67.20**
Hourly Average	**0.00**	**0.25**	**13.00**	**0.25**	**2.00**	**0.25**	**0.25**	**0.25**	**16.25**	**16.80**
1300 - 1315	0	0	8	0	6	0	0	0	14	14.00
1315 - 1330	0	0	22	0	4	0	0	0	26	26.00
1330 - 1345	0	0	12	0	2	1	0	0	15	15.50
1345 - 1400	0	0	15	0	0	0	0	0	15	15.00
Hourly Total	**0**	**0**	**57**	**0**	**12**	**1**	**0**	**0**	**70**	**70.50**
Hourly Average	**0.00**	**0.00**	**14.25**	**0.00**	**3.00**	**0.25**	**0.00**	**0.00**	**17.50**	**17.63**
1400 - 1415	1	0	10	0	3	1	2	1	18	21.30
1415 - 1430	0	0	13	1	2	0	0	0	16	16.00
1430 - 1445	0	0	8	0	2	1	1	0	12	13.80
1445 - 1500	0	0	15	0	2	0	0	0	17	17.00
Hourly Total	**1**	**0**	**46**	**1**	**9**	**2**	**3**	**1**	**63**	**68.10**
Hourly Average	**0.25**	**0.00**	**11.50**	**0.25**	**2.25**	**0.50**	**0.75**	**0.25**	**15.75**	**17.03**
1500 - 1515	0	0	14	0	1	1	0	0	16	16.50
1515 - 1530	0	0	15	0	2	0	0	0	17	17.00
1530 - 1545	0	0	20	1	6	0	0	0	27	27.00
1545 - 1600	0	0	15	0	0	0	1	0	16	17.30
Hourly Total	**0**	**0**	**64**	**1**	**9**	**1**	**1**	**0**	**76**	**77.80**
Hourly Average	**0.00**	**0.00**	**16.00**	**0.25**	**2.25**	**0.25**	**0.25**	**0.00**	**19.00**	**19.45**
1600 - 1615	0	0	17	0	3	0	0	1	21	22.00
1615 - 1630	0	0	15	1	2	0	1	0	19	20.30
1630 - 1645	0	0	17	0	1	0	0	0	18	18.00
1645 - 1700	0	0	24	0	2	0	0	0	26	26.00
Hourly Total	**0**	**0**	**73**	**1**	**8**	**0**	**1**	**1**	**84**	**86.30**
Hourly Average	**0.00**	**0.00**	**18.25**	**0.25**	**2.00**	**0.00**	**0.25**	**0.25**	**21.00**	**21.58**
1700 - 1715	0	0	15	0	2	0	0	1	18	19.00
1715 - 1730	0	0	11	0	2	1	0	0	14	14.50
1730 - 1745	0	0	7	0	0	0	0	0	7	7.00
1745 - 1800	0	0	15	0	0	0	0	0	15	15.00
Hourly Total	**0**	**0**	**48**	**0**	**4**	**1**	**0**	**1**	**54**	**55.50**
Hourly Average	**0.00**	**0.00**	**12.00**	**0.00**	**1.00**	**0.25**	**0.00**	**0.25**	**13.50**	**13.88**
1800 - 1815	0	0	15	0	3	0	0	0	18	18.00
1815 - 1830	0	0	14	0	1	0	0	0	15	15.00
1830 - 1845	0	0	12	0	1	0	0	0	13	13.00
1845 - 1900	0	0	8	0	0	1	0	0	9	9.50
Hourly Total	**0**	**0**	**49**	**0**	**5**	**1**	**0**	**0**	**55**	**55.50**
Hourly Average	**0.00**	**0.00**	**12.25**	**0.00**	**1.25**	**0.25**	**0.00**	**0.00**	**13.75**	**13.88**

Session Total	**1**	**5**	**707**	**10**	**110**	**14**	**11**	**10**	**868**	**895.50**
Session Average	**0.02**	**0.10**	**14.73**	**0.21**	**2.29**	**0.29**	**0.23**	**0.21**	**18.08**	**18.66**

Kirkby
Classified Junction Count

Site 8 of 12
A5208 County Road (South)
Webster Drive
A5208 County Road (North)

Lat/Long
lat 53.481561° lon -2.881925°

Date
Thursday 20 October 2022

Weather
Sunny Intervals
Temp: 14°C

0700 - 1900 (Thursday 12H Session)

	Movement 9.5: Southbound from A5208 County Road (North) to A5208 County Road (South)								Original Data	
TIME	P/CYCLE	M/CYCLE	CAR	TAXI	LGV	OGV1	OGV2	BUS/COACH	TOTAL	PCU TOTAL
0700 - 0715	0	0	61	0	16	1	1	0	79	80.80
0715 - 0730	0	0	79	0	10	1	0	1	91	92.50
0730 - 0745	0	0	91	0	17	2	3	0	113	117.90
0745 - 0800	0	0	108	0	11	5	2	0	126	131.10
Hourly Total	0	0	339	0	54	9	6	1	409	422.30
Hourly Average	0.00	0.00	84.75	0.00	13.50	2.25	1.50	0.25	102.25	105.58
0800 - 0815	0	0	104	0	23	5	4	0	136	143.70
0815 - 0830	0	0	91	0	12	3	3	0	109	114.40
0830 - 0845	0	0	74	0	11	1	4	0	90	95.70
0845 - 0900	0	0	121	0	11	5	5	0	142	151.00
Hourly Total	0	0	390	0	57	14	16	0	477	504.80
Hourly Average	0.00	0.00	97.50	0.00	14.25	3.50	4.00	0.00	119.25	126.20
0900 - 0915	1	1	111	1	11	2	4	1	132	137.80
0915 - 0930	0	1	84	1	10	4	1	2	103	107.70
0930 - 0945	0	0	67	0	17	2	2	0	88	91.60
0945 - 1000	0	1	54	1	17	4	3	0	80	85.30
Hourly Total	1	3	316	3	55	12	10	3	403	422.40
Hourly Average	0.25	0.75	79.00	0.75	13.75	3.00	2.50	0.75	100.75	105.60
1000 - 1015	0	1	72	0	12	4	5	0	94	101.90
1015 - 1030	0	0	61	1	11	3	1	0	77	79.80
1030 - 1045	0	0	45	1	7	3	1	0	57	59.80
1045 - 1100	0	1	48	0	10	2	6	0	67	75.20
Hourly Total	0	2	226	2	40	12	13	0	295	316.70
Hourly Average	0.00	0.50	56.50	0.50	10.00	3.00	3.25	0.00	73.75	79.18
1100 - 1115	0	0	44	0	11	3	1	0	59	61.80
1115 - 1130	0	0	42	0	15	3	4	0	64	70.70
1130 - 1145	0	2	55	1	8	4	4	0	74	80.00
1145 - 1200	0	1	45	1	13	3	2	0	65	68.50
Hourly Total	0	3	186	2	47	13	11	0	262	281.00
Hourly Average	0.00	0.75	46.50	0.50	11.75	3.25	2.75	0.00	65.50	70.25
1200 - 1215	0	2	60	0	12	4	2	0	80	83.40
1215 - 1230	0	2	72	0	13	5	2	0	94	97.90
1230 - 1245	0	3	63	0	13	7	2	0	88	92.30
1245 - 1300	0	0	104	1	13	4	1	0	123	126.30
Hourly Total	0	7	299	1	51	20	7	0	385	399.90
Hourly Average	0.00	1.75	74.75	0.25	12.75	5.00	1.75	0.00	96.25	99.98
1300 - 1315	0	0	76	0	17	6	2	0	101	106.60
1315 - 1330	0	0	74	0	15	0	2	0	91	93.60
1330 - 1345	0	0	75	0	14	5	2	0	96	101.10
1345 - 1400	0	1	64	1	12	6	3	0	87	93.30
Hourly Total	0	1	289	1	58	17	9	0	375	394.60
Hourly Average	0.00	0.25	72.25	0.25	14.50	4.25	2.25	0.00	93.75	98.65
1400 - 1415	0	2	53	1	8	2	5	0	71	77.30
1415 - 1430	0	0	61	2	16	2	13	0	94	111.90
1430 - 1445	0	2	48	3	17	4	2	0	76	79.40
1445 - 1500	0	2	58	2	13	3	5	0	83	89.80
Hourly Total	0	6	220	8	54	11	25	0	324	358.40
Hourly Average	0.00	1.50	55.00	2.00	13.50	2.75	6.25	0.00	81.00	89.60
1500 - 1515	0	1	67	1	11	4	4	0	88	94.60
1515 - 1530	0	0	70	2	7	7	2	0	88	94.10
1530 - 1545	0	0	63	1	10	2	1	0	77	79.30
1545 - 1600	0	1	71	0	12	2	6	0	92	100.20
Hourly Total	0	2	271	4	40	15	13	0	345	368.20
Hourly Average	0.00	0.50	67.75	1.00	10.00	3.75	3.25	0.00	86.25	92.05
1600 - 1615	0	0	71	0	10	1	6	1	89	98.30
1615 - 1630	0	3	67	1	14	2	1	1	89	90.50
1630 - 1645	0	0	88	0	13	1	1	0	103	104.80
1645 - 1700	0	0	79	1	15	1	3	0	99	103.40
Hourly Total	0	3	305	2	52	5	11	2	380	397.00
Hourly Average	0.00	0.75	76.25	0.50	13.00	1.25	2.75	0.50	95.00	99.25
1700 - 1715	0	0	73	1	11	4	0	0	89	91.00
1715 - 1730	0	0	78	1	8	0	3	0	90	93.90
1730 - 1745	0	2	81	0	10	0	1	0	94	94.10
1745 - 1800	0	3	98	1	3	0	0	0	105	103.20
Hourly Total	0	5	330	3	32	4	4	0	378	382.20
Hourly Average	0.00	1.25	82.50	0.75	8.00	1.00	1.00	0.00	94.50	95.55
1800 - 1815	0	0	75	0	7	0	0	0	82	82.00
1815 - 1830	0	1	53	0	4	0	3	0	61	64.30
1830 - 1845	0	2	62	0	3	0	0	1	68	67.80
1845 - 1900	0	0	50	0	6	2	0	0	58	59.00
Hourly Total	0	3	240	0	20	2	3	1	269	273.10
Hourly Average	0.00	0.75	60.00	0.00	5.00	0.50	0.75	0.25	67.25	68.28

Session Total	1	35	3411	26	560	134	128	7	4302	4520.60
Session Average	0.02	0.73	71.06	0.54	11.67	2.79	2.67	0.15	89.63	94.18

Kirkby
Classified Junction Count

Site 8 of 12
A5208 County Road (South)
Webster Drive
A5208 County Road (North)

Lat/Long
lat 53.481561° lon -2.881925°

Date
Thursday 20 October 2022

Weather
Sunny Intervals
Temp: 14°C

0700 - 1900 (Thursday 12H Session)

	Movement 9.6: Right from A5208 County Road (North) to Webster Drive								Original Data	
TIME	P/CYCLE	M/CYCLE	CAR	TAXI	LGV	OGV1	OGV2	BUS/COACH	TOTAL	PCU TOTAL
0700 - 0715	0	0	6	0	2	1	0	0	9	9.50
0715 - 0730	0	0	10	0	2	0	0	0	12	12.00
0730 - 0745	0	0	14	0	0	1	0	0	15	15.50
0745 - 0800	0	0	13	0	2	0	0	1	16	17.00
Hourly Total	0	0	43	0	6	2	0	1	52	54.00
Hourly Average	0.00	0.00	10.75	0.00	1.50	0.50	0.00	0.25	13.00	13.50
0800 - 0815	0	0	19	0	1	0	0	0	20	20.00
0815 - 0830	0	0	24	1	1	0	0	1	27	28.00
0830 - 0845	0	0	44	0	2	0	0	0	46	46.00
0845 - 0900	0	0	48	0	2	0	0	0	50	50.00
Hourly Total	0	0	135	1	6	0	0	1	143	144.00
Hourly Average	0.00	0.00	33.75	0.25	1.50	0.00	0.00	0.25	35.75	36.00
0900 - 0915	0	0	28	0	2	0	0	0	30	30.00
0915 - 0930	0	1	20	0	1	0	0	0	22	21.40
0930 - 0945	0	0	24	0	2	0	1	0	27	28.30
0945 - 1000	0	0	15	0	2	0	0	0	17	17.00
Hourly Total	0	1	87	0	7	0	1	0	96	96.70
Hourly Average	0.00	0.25	21.75	0.00	1.75	0.00	0.25	0.00	24.00	24.18
1000 - 1015	0	0	18	1	1	0	0	0	20	20.00
1015 - 1030	0	1	12	1	1	0	0	0	15	14.40
1030 - 1045	0	1	17	1	1	0	0	0	20	19.40
1045 - 1100	0	0	18	1	3	0	0	0	22	22.00
Hourly Total	0	2	65	4	6	0	0	0	77	75.80
Hourly Average	0.00	0.50	16.25	1.00	1.50	0.00	0.00	0.00	19.25	18.95
1100 - 1115	0	0	12	2	1	0	0	0	15	15.00
1115 - 1130	0	0	21	0	3	0	0	0	24	24.00
1130 - 1145	0	0	19	1	1	0	0	0	21	21.00
1145 - 1200	0	0	14	0	1	1	0	0	16	16.50
Hourly Total	0	0	66	3	6	1	0	0	76	76.50
Hourly Average	0.00	0.00	16.50	0.75	1.50	0.25	0.00	0.00	19.00	19.13
1200 - 1215	0	0	20	0	4	0	0	0	24	24.00
1215 - 1230	0	0	15	1	1	0	0	0	17	17.00
1230 - 1245	0	0	20	0	0	0	0	0	20	20.00
1245 - 1300	0	0	21	2	2	0	0	0	25	25.00
Hourly Total	0	0	76	3	7	0	0	0	86	86.00
Hourly Average	0.00	0.00	19.00	0.75	1.75	0.00	0.00	0.00	21.50	21.50
1300 - 1315	0	0	14	0	1	1	0	0	16	16.50
1315 - 1330	0	0	17	0	3	0	0	0	20	20.00
1330 - 1345	0	0	13	2	1	0	0	0	16	16.00
1345 - 1400	0	0	20	1	2	1	0	0	24	24.50
Hourly Total	0	0	64	3	7	2	0	0	76	77.00
Hourly Average	0.00	0.00	16.00	0.75	1.75	0.50	0.00	0.00	19.00	19.25
1400 - 1415	0	0	18	0	5	0	0	1	24	25.00
1415 - 1430	0	0	15	1	3	0	0	0	19	19.00
1430 - 1445	0	0	25	0	4	0	0	0	29	29.00
1445 - 1500	0	0	29	1	4	0	0	0	34	34.00
Hourly Total	0	0	87	2	16	0	0	1	106	107.00
Hourly Average	0.00	0.00	21.75	0.50	4.00	0.00	0.00	0.25	26.50	26.75
1500 - 1515	0	0	40	2	3	0	0	1	46	47.00
1515 - 1530	0	1	16	0	3	0	0	0	20	19.40
1530 - 1545	0	0	27	0	2	0	0	0	29	29.00
1545 - 1600	0	0	28	2	8	0	0	1	39	40.00
Hourly Total	0	1	111	4	16	0	0	2	134	135.40
Hourly Average	0.00	0.25	27.75	1.00	4.00	0.00	0.00	0.50	33.50	33.85
1600 - 1615	0	0	23	1	7	0	0	0	31	31.00
1615 - 1630	0	0	27	3	2	0	0	1	33	34.00
1630 - 1645	0	0	20	0	0	0	0	0	20	20.00
1645 - 1700	0	0	22	1	1	1	0	0	25	25.50
Hourly Total	0	0	92	5	10	1	0	1	109	110.50
Hourly Average	0.00	0.00	23.00	1.25	2.50	0.25	0.00	0.25	27.25	27.63
1700 - 1715	0	0	26	0	3	0	0	0	29	29.00
1715 - 1730	0	0	31	1	8	0	0	0	40	40.00
1730 - 1745	0	0	20	1	7	0	0	0	28	28.00
1745 - 1800	0	0	20	1	3	0	0	0	24	24.00
Hourly Total	0	0	97	3	21	0	0	0	121	121.00
Hourly Average	0.00	0.00	24.25	0.75	5.25	0.00	0.00	0.00	30.25	30.25
1800 - 1815	0	0	31	1	5	0	0	0	37	37.00
1815 - 1830	0	0	23	0	0	0	0	0	23	23.00
1830 - 1845	0	0	26	0	3	0	0	0	29	29.00
1845 - 1900	0	0	31	0	0	0	0	0	31	31.00
Hourly Total	0	0	111	1	8	0	0	0	120	120.00
Hourly Average	0.00	0.00	27.75	0.25	2.00	0.00	0.00	0.00	30.00	30.00

Session Total	0	4	1034	29	116	6	1	6	1196	1203.90
Session Average	0.00	0.08	21.54	0.60	2.42	0.13	0.02	0.13	24.92	25.08

Kirkby
Classified Junction Count

Site 9 of 12
Simonswood Lane
A5208 County Road (East)
Park Brow Drive
A5208 County Road (West)

Lat/Long
lat 53.478847° lon -2.874411°

Date
Thursday 20 October 2022

Weather
Sunny Intervals
Temp: 14°C

0700 - 1900 (Thursday 12H Session)

	Movement 10.1: Left from Simonswood Lane to A5208 County Road (East)								Original Data	
TIME	P/CYCLE	M/CYCLE	CAR	TAXI	LGV	OGV1	OGV2	BUS/COACH	TOTAL	PCU TOTAL
0700 - 0715	0	1	25	0	7	0	0	0	33	32.40
0715 - 0730	0	0	36	0	5	0	0	0	41	41.00
0730 - 0745	0	0	43	1	9	1	0	0	54	54.50
0745 - 0800	0	0	35	2	10	0	0	0	47	47.00
Hourly Total	0	1	139	3	31	1	0	0	175	174.90
Hourly Average	0.00	0.25	34.75	0.75	7.75	0.25	0.00	0.00	43.75	43.73
0800 - 0815	0	0	34	2	4	1	0	0	41	41.50
0815 - 0830	0	0	34	0	2	0	0	0	36	36.00
0830 - 0845	0	0	38	3	3	0	0	0	44	44.00
0845 - 0900	0	0	47	4	5	0	0	0	56	56.00
Hourly Total	0	0	153	9	14	1	0	0	177	177.50
Hourly Average	0.00	0.00	38.25	2.25	3.50	0.25	0.00	0.00	44.25	44.38
0900 - 0915	0	0	38	2	6	0	0	0	46	46.00
0915 - 0930	0	0	35	2	3	0	0	0	40	40.00
0930 - 0945	0	0	31	6	6	0	0	0	43	43.00
0945 - 1000	0	0	17	0	6	1	0	0	24	24.50
Hourly Total	0	0	121	10	21	1	0	0	153	153.50
Hourly Average	0.00	0.00	30.25	2.50	5.25	0.25	0.00	0.00	38.25	38.38
1000 - 1015	0	0	16	2	9	0	0	0	27	27.00
1015 - 1030	0	0	22	0	5	0	0	0	27	27.00
1030 - 1045	0	0	20	0	3	0	0	0	23	23.00
1045 - 1100	0	0	23	2	1	0	0	0	26	26.00
Hourly Total	0	0	81	4	18	0	0	0	103	103.00
Hourly Average	0.00	0.00	20.25	1.00	4.50	0.00	0.00	0.00	25.75	25.75
1100 - 1115	0	0	26	0	3	1	0	0	30	30.50
1115 - 1130	0	0	19	3	3	0	0	0	25	25.00
1130 - 1145	0	0	25	2	2	1	1	0	31	32.80
1145 - 1200	0	0	14	1	3	2	0	0	20	21.00
Hourly Total	0	0	84	6	11	4	1	0	106	109.30
Hourly Average	0.00	0.00	21.00	1.50	2.75	1.00	0.25	0.00	26.50	27.33
1200 - 1215	0	1	20	1	4	0	0	0	26	25.40
1215 - 1230	0	0	20	3	2	2	0	0	27	28.00
1230 - 1245	0	0	29	2	8	0	0	0	39	39.00
1245 - 1300	0	0	36	1	6	0	0	0	43	43.00
Hourly Total	0	1	105	7	20	2	0	0	135	135.40
Hourly Average	0.00	0.25	26.25	1.75	5.00	0.50	0.00	0.00	33.75	33.85
1300 - 1315	0	0	23	0	5	0	0	0	28	28.00
1315 - 1330	0	0	34	2	4	1	0	0	41	41.50
1330 - 1345	0	0	36	2	8	0	0	0	46	46.00
1345 - 1400	0	0	23	1	5	0	0	0	29	29.00
Hourly Total	0	0	116	5	22	1	0	0	144	144.50
Hourly Average	0.00	0.00	29.00	1.25	5.50	0.25	0.00	0.00	36.00	36.13
1400 - 1415	0	0	22	5	8	1	0	0	36	36.50
1415 - 1430	0	1	26	3	5	0	0	0	35	34.40
1430 - 1445	0	0	31	2	6	0	0	0	39	39.00
1445 - 1500	0	0	41	3	1	0	0	0	45	45.00
Hourly Total	0	1	120	13	20	1	0	0	155	154.90
Hourly Average	0.00	0.25	30.00	3.25	5.00	0.25	0.00	0.00	38.75	38.73
1500 - 1515	0	0	44	3	3	0	0	0	50	50.00
1515 - 1530	0	0	27	5	6	0	0	0	38	38.00
1530 - 1545	0	0	35	2	5	0	0	0	42	42.00
1545 - 1600	0	0	33	1	13	0	1	0	48	49.30
Hourly Total	0	0	139	11	27	0	1	0	178	179.30
Hourly Average	0.00	0.00	34.75	2.75	6.75	0.00	0.25	0.00	44.50	44.83
1600 - 1615	0	0	35	3	4	0	0	0	42	42.00
1615 - 1630	0	0	27	2	7	1	0	0	37	37.50
1630 - 1645	0	0	22	2	2	0	1	0	27	28.30
1645 - 1700	0	0	23	0	10	1	0	0	34	34.50
Hourly Total	0	0	107	7	23	2	1	0	140	142.30
Hourly Average	0.00	0.00	26.75	1.75	5.75	0.50	0.25	0.00	35.00	35.58
1700 - 1715	0	0	29	2	3	1	0	0	35	35.50
1715 - 1730	0	0	25	4	2	0	0	0	31	31.00
1730 - 1745	0	0	31	2	4	1	0	0	38	38.50
1745 - 1800	0	0	28	1	2	0	0	0	31	31.00
Hourly Total	0	0	113	9	11	2	0	0	135	136.00
Hourly Average	0.00	0.00	28.25	2.25	2.75	0.50	0.00	0.00	33.75	34.00
1800 - 1815	0	0	35	2	2	0	0	0	39	39.00
1815 - 1830	0	0	17	0	1	0	0	0	18	18.00
1830 - 1845	0	0	25	0	3	0	0	0	28	28.00
1845 - 1900	0	0	29	0	1	0	0	1	31	32.00
Hourly Total	0	0	106	2	7	0	0	1	116	117.00
Hourly Average	0.00	0.00	26.50	0.50	1.75	0.00	0.00	0.25	29.00	29.25

Session Total	0	3	1384	86	225	15	3	1	1717	1727.60
Session Average	0.00	0.06	28.83	1.79	4.69	0.31	0.06	0.02	35.77	35.99

Kirkby
Classified Junction Count

Site 9 of 12
Simonswood Lane
A5208 County Road (East)
Park Brow Drive
A5208 County Road (West)

Lat/Long
lat 53.478847° lon -2.874411°

Date
Thursday 20 October 2022

Weather
Sunny Intervals
Temp: 14°C

0700 - 1900 (Thursday 12H Session)

	Movement 10.2: Westbound from Simonswood Lane to Park Brow Drive								Original Data	
TIME	P/CYCLE	M/CYCLE	CAR	TAXI	LGV	OGV1	OGV2	BUS/COACH	TOTAL	PCU TOTAL
0700 - 0715	0	0	1	1	0	0	0	0	2	2.00
0715 - 0730	0	0	2	0	0	0	0	2	4	6.00
0730 - 0745	0	0	6	0	3	0	0	3	12	15.00
0745 - 0800	0	0	10	0	5	0	0	2	17	19.00
Hourly Total	0	0	19	1	8	0	0	7	35	42.00
Hourly Average	0.00	0.00	4.75	0.25	2.00	0.00	0.00	1.75	8.75	10.50
0800 - 0815	0	0	13	0	3	0	0	1	17	18.00
0815 - 0830	0	0	16	0	1	1	0	3	21	24.50
0830 - 0845	0	0	25	4	2	0	0	3	34	37.00
0845 - 0900	0	0	23	1	2	0	0	2	28	30.00
Hourly Total	0	0	77	5	8	1	0	9	100	109.50
Hourly Average	0.00	0.00	19.25	1.25	2.00	0.25	0.00	2.25	25.00	27.38
0900 - 0915	0	0	16	1	0	0	0	2	19	21.00
0915 - 0930	0	0	6	1	1	0	0	1	9	10.00
0930 - 0945	1	0	9	1	1	0	0	2	14	15.20
0945 - 1000	0	0	12	1	1	2	0	2	18	21.00
Hourly Total	1	0	43	4	3	2	0	7	60	67.20
Hourly Average	0.25	0.00	10.75	1.00	0.75	0.50	0.00	1.75	15.00	16.80
1000 - 1015	0	0	7	0	2	0	0	1	10	11.00
1015 - 1030	0	0	12	1	2	0	0	2	17	19.00
1030 - 1045	0	0	10	1	2	0	0	2	15	17.00
1045 - 1100	0	0	9	0	2	0	0	3	14	17.00
Hourly Total	0	0	38	2	8	0	0	8	56	64.00
Hourly Average	0.00	0.00	9.50	0.50	2.00	0.00	0.00	2.00	14.00	16.00
1100 - 1115	0	0	16	0	3	1	0	2	22	24.50
1115 - 1130	0	0	9	1	3	0	0	1	14	15.00
1130 - 1145	0	0	12	1	2	0	0	2	17	19.00
1145 - 1200	0	0	7	0	0	0	0	2	9	11.00
Hourly Total	0	0	44	2	8	1	0	7	62	69.50
Hourly Average	0.00	0.00	11.00	0.50	2.00	0.25	0.00	1.75	15.50	17.38
1200 - 1215	2	0	6	5	3	0	0	2	18	18.40
1215 - 1230	0	0	7	3	0	0	0	1	11	12.00
1230 - 1245	0	0	10	2	1	0	0	2	15	17.00
1245 - 1300	0	1	13	2	2	0	0	2	20	21.40
Hourly Total	2	1	36	12	6	0	0	7	64	68.80
Hourly Average	0.50	0.25	9.00	3.00	1.50	0.00	0.00	1.75	16.00	17.20
1300 - 1315	0	0	15	0	2	0	0	1	18	19.00
1315 - 1330	0	0	11	1	1	0	0	3	16	19.00
1330 - 1345	0	0	10	4	0	0	0	1	15	16.00
1345 - 1400	0	0	10	1	2	0	0	1	14	15.00
Hourly Total	0	0	46	6	5	0	0	6	63	69.00
Hourly Average	0.00	0.00	11.50	1.50	1.25	0.00	0.00	1.50	15.75	17.25
1400 - 1415	0	0	7	1	3	0	0	2	13	15.00
1415 - 1430	1	0	7	1	0	0	0	1	10	10.20
1430 - 1445	0	0	9	2	1	1	1	2	16	19.80
1445 - 1500	0	0	24	1	2	0	0	1	28	29.00
Hourly Total	1	0	47	5	6	1	1	6	67	74.00
Hourly Average	0.25	0.00	11.75	1.25	1.50	0.25	0.25	1.50	16.75	18.50
1500 - 1515	0	0	21	3	0	0	0	4	28	32.00
1515 - 1530	0	0	21	0	2	0	0	1	24	25.00
1530 - 1545	0	0	15	1	2	0	0	2	20	22.00
1545 - 1600	0	0	16	1	2	0	0	1	20	21.00
Hourly Total	0	0	73	5	6	0	0	8	92	100.00
Hourly Average	0.00	0.00	18.25	1.25	1.50	0.00	0.00	2.00	23.00	25.00
1600 - 1615	0	0	9	1	3	0	0	2	15	17.00
1615 - 1630	0	0	22	0	1	1	0	2	26	28.50
1630 - 1645	0	0	16	1	2	0	0	1	20	21.00
1645 - 1700	0	0	21	1	0	0	0	1	23	24.00
Hourly Total	0	0	68	3	6	1	0	6	84	90.50
Hourly Average	0.00	0.00	17.00	0.75	1.50	0.25	0.00	1.50	21.00	22.63
1700 - 1715	0	0	15	0	3	0	0	2	20	22.00
1715 - 1730	0	0	21	3	2	0	0	1	27	28.00
1730 - 1745	0	0	16	0	3	0	0	4	23	27.00
1745 - 1800	0	1	21	1	3	0	0	0	26	25.40
Hourly Total	0	1	73	4	11	0	0	7	96	102.40
Hourly Average	0.00	0.25	18.25	1.00	2.75	0.00	0.00	1.75	24.00	25.60
1800 - 1815	0	0	20	0	0	0	0	1	21	22.00
1815 - 1830	0	0	19	0	1	0	0	3	23	26.00
1830 - 1845	0	0	22	0	3	0	0	1	26	27.00
1845 - 1900	0	0	14	0	1	0	0	1	16	17.00
Hourly Total	0	0	75	0	5	0	0	6	86	92.00
Hourly Average	0.00	0.00	18.75	0.00	1.25	0.00	0.00	1.50	21.50	23.00

Session Total	4	2	639	49	80	6	1	84	865	948.90
Session Average	0.08	0.04	13.31	1.02	1.67	0.13	0.02	1.75	18.02	19.77

Kirkby
Classified Junction Count

Site 9 of 12
Simonswood Lane
A5208 County Road (East)
Park Brow Drive
A5208 County Road (West)

Lat/Long
lat 53.478847° lon -2.874411°

Date
Thursday 20 October 2022

Weather
Sunny Intervals
Temp: 14°C

0700 - 1900 (Thursday 12H Session)

	Movement 10.3: Right from Simonswood Lane to A5208 County Road (West)								Original Data	
TIME	P/CYCLE	M/CYCLE	CAR	TAXI	LGV	OGV1	OGV2	BUS/COACH	TOTAL	PCU TOTAL
0700 - 0715	0	0	2	0	0	0	0	0	2	2.00
0715 - 0730	0	0	2	0	0	1	0	0	3	3.50
0730 - 0745	0	0	3	0	1	0	0	0	4	4.00
0745 - 0800	0	0	5	0	0	0	0	0	5	5.00
Hourly Total	0	0	12	0	1	1	0	0	14	14.50
Hourly Average	0.00	0.00	3.00	0.00	0.25	0.25	0.00	0.00	3.50	3.63
0800 - 0815	0	0	8	0	2	0	0	0	10	10.00
0815 - 0830	0	0	10	0	3	0	0	0	13	13.00
0830 - 0845	0	0	8	0	0	0	0	0	8	8.00
0845 - 0900	0	0	7	0	1	0	0	0	8	8.00
Hourly Total	0	0	33	0	6	0	0	0	39	39.00
Hourly Average	0.00	0.00	8.25	0.00	1.50	0.00	0.00	0.00	9.75	9.75
0900 - 0915	0	0	9	0	0	0	0	0	9	9.00
0915 - 0930	0	1	7	0	2	0	0	0	10	9.40
0930 - 0945	0	0	5	0	0	0	0	0	5	5.00
0945 - 1000	0	0	6	0	1	0	0	0	7	7.00
Hourly Total	0	1	27	0	3	0	0	0	31	30.40
Hourly Average	0.00	0.25	6.75	0.00	0.75	0.00	0.00	0.00	7.75	7.60
1000 - 1015	0	0	3	0	1	1	0	0	5	5.50
1015 - 1030	0	0	4	0	1	0	0	0	5	5.00
1030 - 1045	0	0	3	0	1	0	0	0	4	4.00
1045 - 1100	0	0	2	0	0	0	0	0	2	2.00
Hourly Total	0	0	12	0	3	1	0	0	16	16.50
Hourly Average	0.00	0.00	3.00	0.00	0.75	0.25	0.00	0.00	4.00	4.13
1100 - 1115	0	0	8	0	0	0	0	0	8	8.00
1115 - 1130	0	0	5	0	1	0	0	0	6	6.00
1130 - 1145	0	0	1	1	1	0	1	0	4	5.30
1145 - 1200	0	1	6	0	1	1	0	0	9	8.90
Hourly Total	0	1	20	1	3	1	1	0	27	28.20
Hourly Average	0.00	0.25	5.00	0.25	0.75	0.25	0.25	0.00	6.75	7.05
1200 - 1215	0	0	10	0	0	0	0	0	10	10.00
1215 - 1230	0	0	9	0	1	0	0	0	10	10.00
1230 - 1245	0	0	2	0	1	0	0	0	3	3.00
1245 - 1300	0	0	4	0	0	0	0	0	4	4.00
Hourly Total	0	0	25	0	2	0	0	0	27	27.00
Hourly Average	0.00	0.00	6.25	0.00	0.50	0.00	0.00	0.00	6.75	6.75
1300 - 1315	0	0	6	0	0	0	0	0	6	6.00
1315 - 1330	0	0	2	0	0	0	0	0	2	2.00
1330 - 1345	0	0	2	0	6	0	0	0	8	8.00
1345 - 1400	0	0	7	1	2	0	0	0	10	10.00
Hourly Total	0	0	17	1	8	0	0	0	26	26.00
Hourly Average	0.00	0.00	4.25	0.25	2.00	0.00	0.00	0.00	6.50	6.50
1400 - 1415	0	0	4	3	1	0	0	0	8	8.00
1415 - 1430	0	0	4	0	0	0	0	0	4	4.00
1430 - 1445	0	0	3	1	0	0	0	0	4	4.00
1445 - 1500	0	0	7	0	1	0	0	0	8	8.00
Hourly Total	0	0	18	4	2	0	0	0	24	24.00
Hourly Average	0.00	0.00	4.50	1.00	0.50	0.00	0.00	0.00	6.00	6.00
1500 - 1515	0	0	2	0	0	0	0	0	2	2.00
1515 - 1530	0	0	5	0	0	0	0	0	5	5.00
1530 - 1545	0	0	7	2	2	0	0	0	11	11.00
1545 - 1600	0	0	7	0	0	0	0	0	7	7.00
Hourly Total	0	0	21	2	2	0	0	0	25	25.00
Hourly Average	0.00	0.00	5.25	0.50	0.50	0.00	0.00	0.00	6.25	6.25
1600 - 1615	0	0	6	3	0	0	0	0	9	9.00
1615 - 1630	0	0	10	0	2	0	0	0	12	12.00
1630 - 1645	0	0	13	0	0	0	0	0	13	13.00
1645 - 1700	0	0	7	0	1	0	0	0	8	8.00
Hourly Total	0	0	36	3	3	0	0	0	42	42.00
Hourly Average	0.00	0.00	9.00	0.75	0.75	0.00	0.00	0.00	10.50	10.50
1700 - 1715	0	0	9	0	1	0	0	0	10	10.00
1715 - 1730	0	0	10	0	1	0	0	0	11	11.00
1730 - 1745	0	0	10	0	1	0	0	0	11	11.00
1745 - 1800	0	0	12	1	0	0	0	0	13	13.00
Hourly Total	0	0	41	1	3	0	0	0	45	45.00
Hourly Average	0.00	0.00	10.25	0.25	0.75	0.00	0.00	0.00	11.25	11.25
1800 - 1815	0	0	5	0	1	0	0	0	6	6.00
1815 - 1830	0	0	8	0	1	0	0	0	9	9.00
1830 - 1845	0	0	0	1	0	0	0	0	1	1.00
1845 - 1900	0	0	6	0	0	1	0	0	7	7.50
Hourly Total	0	0	19	1	2	1	0	0	23	23.50
Hourly Average	0.00	0.00	4.75	0.25	0.50	0.25	0.00	0.00	5.75	5.88

Session Total	0	2	281	13	38	4	1	0	339	341.10
Session Average	0.00	0.04	5.85	0.27	0.79	0.08	0.02	0.00	7.06	7.11

Kirkby
Classified Junction Count

Site 9 of 12
Simonswood Lane
A5208 County Road (East)
Park Brow Drive
A5208 County Road (West)

Lat/Long
lat 53.478847° lon -2.874411°

Date
Thursday 20 October 2022

Weather
Sunny Intervals
Temp: 14°C

0700 - 1900 (Thursday 12H Session)

	Movement 10.4: Left from A5208 County Road (East) to Park Brow Drive								Original Data	
TIME	P/CYCLE	M/CYCLE	CAR	TAXI	LGV	OGV1	OGV2	BUS/COACH	TOTAL	PCU TOTAL
0700 - 0715	0	0	0	0	1	0	0	0	1	1.00
0715 - 0730	0	0	1	0	0	0	0	0	1	1.00
0730 - 0745	0	0	3	0	0	1	0	0	4	4.50
0745 - 0800	0	0	1	1	0	1	0	1	4	5.50
Hourly Total	**0**	**0**	**5**	**1**	**1**	**2**	**0**	**1**	**10**	**12.00**
Hourly Average	**0.00**	**0.00**	**1.25**	**0.25**	**0.25**	**0.50**	**0.00**	**0.25**	**2.50**	**3.00**
0800 - 0815	0	0	5	1	0	0	0	0	6	6.00
0815 - 0830	0	0	0	0	2	0	0	0	2	2.00
0830 - 0845	0	0	6	0	0	0	0	0	6	6.00
0845 - 0900	0	0	5	0	1	0	0	0	6	6.00
Hourly Total	**0**	**0**	**16**	**1**	**3**	**0**	**0**	**0**	**20**	**20.00**
Hourly Average	**0.00**	**0.00**	**4.00**	**0.25**	**0.75**	**0.00**	**0.00**	**0.00**	**5.00**	**5.00**
0900 - 0915	0	0	4	0	1	1	0	0	6	6.50
0915 - 0930	0	0	3	0	0	1	0	0	4	4.50
0930 - 0945	0	0	1	0	0	0	0	0	1	1.00
0945 - 1000	0	0	3	0	0	0	0	0	3	3.00
Hourly Total	**0**	**0**	**11**	**0**	**1**	**2**	**0**	**0**	**14**	**15.00**
Hourly Average	**0.00**	**0.00**	**2.75**	**0.00**	**0.25**	**0.50**	**0.00**	**0.00**	**3.50**	**3.75**
1000 - 1015	0	0	1	0	0	0	0	0	1	1.00
1015 - 1030	0	0	2	0	0	1	0	0	3	3.50
1030 - 1045	0	0	4	0	0	0	0	0	4	4.00
1045 - 1100	0	0	6	0	2	0	0	0	8	8.00
Hourly Total	**0**	**0**	**13**	**0**	**2**	**1**	**0**	**0**	**16**	**16.50**
Hourly Average	**0.00**	**0.00**	**3.25**	**0.00**	**0.50**	**0.25**	**0.00**	**0.00**	**4.00**	**4.13**
1100 - 1115	0	0	2	0	2	0	0	0	4	4.00
1115 - 1130	0	0	5	0	1	0	0	0	6	6.00
1130 - 1145	0	0	4	0	0	0	0	0	4	4.00
1145 - 1200	0	0	1	0	0	0	0	0	1	1.00
Hourly Total	**0**	**0**	**12**	**0**	**3**	**0**	**0**	**0**	**15**	**15.00**
Hourly Average	**0.00**	**0.00**	**3.00**	**0.00**	**0.75**	**0.00**	**0.00**	**0.00**	**3.75**	**3.75**
1200 - 1215	0	0	5	0	0	0	0	0	5	5.00
1215 - 1230	0	0	2	0	1	1	0	0	4	4.50
1230 - 1245	0	0	1	0	0	0	1	0	2	3.30
1245 - 1300	0	0	6	0	1	0	0	0	7	7.00
Hourly Total	**0**	**0**	**14**	**0**	**2**	**1**	**1**	**0**	**18**	**19.80**
Hourly Average	**0.00**	**0.00**	**3.50**	**0.00**	**0.50**	**0.25**	**0.25**	**0.00**	**4.50**	**4.95**
1300 - 1315	0	0	4	0	1	0	0	0	5	5.00
1315 - 1330	0	0	3	1	0	0	0	0	4	4.00
1330 - 1345	0	0	1	0	0	0	0	0	1	1.00
1345 - 1400	0	0	4	0	0	0	0	0	4	4.00
Hourly Total	**0**	**0**	**12**	**1**	**1**	**0**	**0**	**0**	**14**	**14.00**
Hourly Average	**0.00**	**0.00**	**3.00**	**0.25**	**0.25**	**0.00**	**0.00**	**0.00**	**3.50**	**3.50**
1400 - 1415	0	0	6	0	2	1	0	0	9	9.50
1415 - 1430	0	0	2	0	0	0	0	0	2	2.00
1430 - 1445	0	0	3	0	0	0	0	0	3	3.00
1445 - 1500	0	0	4	0	0	0	0	0	4	4.00
Hourly Total	**0**	**0**	**15**	**0**	**2**	**1**	**0**	**0**	**18**	**18.50**
Hourly Average	**0.00**	**0.00**	**3.75**	**0.00**	**0.50**	**0.25**	**0.00**	**0.00**	**4.50**	**4.63**
1500 - 1515	0	0	6	0	1	0	0	0	7	7.00
1515 - 1530	0	0	9	0	2	0	0	0	11	11.00
1530 - 1545	0	0	3	0	1	0	0	0	4	4.00
1545 - 1600	0	0	4	0	1	0	0	0	5	5.00
Hourly Total	**0**	**0**	**22**	**0**	**5**	**0**	**0**	**0**	**27**	**27.00**
Hourly Average	**0.00**	**0.00**	**5.50**	**0.00**	**1.25**	**0.00**	**0.00**	**0.00**	**6.75**	**6.75**
1600 - 1615	0	0	10	0	1	0	1	0	12	13.30
1615 - 1630	0	0	2	0	1	0	0	0	3	3.00
1630 - 1645	0	0	9	0	1	0	0	0	10	10.00
1645 - 1700	0	1	3	0	0	0	0	0	4	3.40
Hourly Total	**0**	**1**	**24**	**0**	**3**	**0**	**1**	**0**	**29**	**29.70**
Hourly Average	**0.00**	**0.25**	**6.00**	**0.00**	**0.75**	**0.00**	**0.25**	**0.00**	**7.25**	**7.43**
1700 - 1715	0	0	5	0	0	0	0	0	5	5.00
1715 - 1730	0	0	4	0	0	0	0	0	4	4.00
1730 - 1745	0	0	1	0	0	0	0	0	1	1.00
1745 - 1800	0	0	5	0	1	0	0	0	6	6.00
Hourly Total	**0**	**0**	**15**	**0**	**1**	**0**	**0**	**0**	**16**	**16.00**
Hourly Average	**0.00**	**0.00**	**3.75**	**0.00**	**0.25**	**0.00**	**0.00**	**0.00**	**4.00**	**4.00**
1800 - 1815	0	0	5	1	0	0	0	0	6	6.00
1815 - 1830	0	0	6	1	0	0	0	0	7	7.00
1830 - 1845	0	0	6	0	0	0	0	0	6	6.00
1845 - 1900	0	0	0	0	0	0	0	0	0	0.00
Hourly Total	**0**	**0**	**17**	**2**	**0**	**0**	**0**	**0**	**19**	**19.00**
Hourly Average	**0.00**	**0.00**	**4.25**	**0.50**	**0.00**	**0.00**	**0.00**	**0.00**	**4.75**	**4.75**

Session Total	**0**	**1**	**176**	**5**	**24**	**7**	**2**	**1**	**216**	**222.50**
Session Average	**0.00**	**0.02**	**3.67**	**0.10**	**0.50**	**0.15**	**0.04**	**0.02**	**4.50**	**4.64**

Kirkby
Classified Junction Count

Site 9 of 12
Simonswood Lane
A5208 County Road (East)
Park Brow Drive
A5208 County Road (West)

Lat/Long
lat 53.478847° lon -2.874411°

Date
Thursday 20 October 2022

Weather
Sunny Intervals
Temp: 14°C

0700 - 1900 (Thursday 12H Session)

	Movement 10.5: Northbound from A5208 County Road (East) to A5208 County Road (West)								Original Data	
TIME	P/CYCLE	M/CYCLE	CAR	TAXI	LGV	OGV1	OGV2	BUS/COACH	TOTAL	PCU TOTAL
0700 - 0715	0	0	32	0	6	2	2	2	44	49.60
0715 - 0730	0	0	38	0	11	3	6	1	59	69.30
0730 - 0745	0	0	44	0	9	3	2	1	59	64.10
0745 - 0800	0	0	59	0	16	4	3	3	85	93.90
Hourly Total	0	0	173	0	42	12	13	7	247	276.90
Hourly Average	0.00	0.00	43.25	0.00	10.50	3.00	3.25	1.75	61.75	69.23
0800 - 0815	0	1	60	1	15	4	3	3	87	95.30
0815 - 0830	0	0	59	0	12	5	1	0	77	80.80
0830 - 0845	0	0	59	0	20	7	7	0	93	105.60
0845 - 0900	0	0	46	3	19	3	1	2	74	78.80
Hourly Total	0	1	224	4	66	19	12	5	331	360.50
Hourly Average	0.00	0.25	56.00	1.00	16.50	4.75	3.00	1.25	82.75	90.13
0900 - 0915	0	0	67	1	16	1	4	0	89	94.70
0915 - 0930	0	1	47	5	10	6	7	0	76	87.50
0930 - 0945	0	1	65	5	9	4	2	1	87	92.00
0945 - 1000	0	0	47	0	15	1	1	1	65	67.80
Hourly Total	0	2	226	11	50	12	14	2	317	342.00
Hourly Average	0.00	0.50	56.50	2.75	12.50	3.00	3.50	0.50	79.25	85.50
1000 - 1015	0	2	43	1	23	2	2	1	74	77.40
1015 - 1030	0	0	52	3	12	2	2	0	71	74.60
1030 - 1045	0	0	48	0	13	2	6	1	70	79.80
1045 - 1100	0	0	54	1	13	2	4	1	75	82.20
Hourly Total	0	2	197	5	61	8	14	3	290	314.00
Hourly Average	0.00	0.50	49.25	1.25	15.25	2.00	3.50	0.75	72.50	78.50
1100 - 1115	0	0	48	0	20	6	4	1	79	88.20
1115 - 1130	0	0	51	1	24	4	6	0	86	95.80
1130 - 1145	0	1	62	1	22	2	2	2	92	97.00
1145 - 1200	0	0	75	0	9	2	3	1	90	95.90
Hourly Total	0	1	236	2	75	14	15	4	347	376.90
Hourly Average	0.00	0.25	59.00	0.50	18.75	3.50	3.75	1.00	86.75	94.23
1200 - 1215	0	2	88	0	6	2	2	1	101	104.40
1215 - 1230	0	1	84	0	14	1	4	0	104	109.10
1230 - 1245	0	0	106	1	14	4	4	1	130	138.20
1245 - 1300	0	0	79	1	21	4	3	0	108	113.90
Hourly Total	0	3	357	2	55	11	13	2	443	465.60
Hourly Average	0.00	0.75	89.25	0.50	13.75	2.75	3.25	0.50	110.75	116.40
1300 - 1315	0	1	105	0	15	3	2	1	127	131.50
1315 - 1330	0	1	71	2	16	2	1	0	93	94.70
1330 - 1345	0	0	66	1	9	6	3	0	85	91.90
1345 - 1400	0	2	64	2	14	3	4	1	90	96.50
Hourly Total	0	4	306	5	54	14	10	2	395	414.60
Hourly Average	0.00	1.00	76.50	1.25	13.50	3.50	2.50	0.50	98.75	103.65
1400 - 1415	0	0	83	2	12	4	6	1	108	118.80
1415 - 1430	0	2	77	2	13	4	1	0	99	101.10
1430 - 1445	0	1	74	1	10	6	6	1	99	110.20
1445 - 1500	0	1	75	0	15	3	4	0	98	104.10
Hourly Total	0	4	309	5	50	17	17	2	404	434.20
Hourly Average	0.00	1.00	77.25	1.25	12.50	4.25	4.25	0.50	101.00	108.55
1500 - 1515	0	0	86	1	22	2	2	0	113	116.60
1515 - 1530	0	1	83	0	21	2	4	0	111	116.60
1530 - 1545	0	1	86	0	10	3	1	1	102	105.20
1545 - 1600	0	1	90	1	12	1	1	0	106	107.20
Hourly Total	0	3	345	2	65	8	8	1	432	445.60
Hourly Average	0.00	0.75	86.25	0.50	16.25	2.00	2.00	0.25	108.00	111.40
1600 - 1615	0	0	121	2	14	5	1	3	146	152.80
1615 - 1630	0	1	110	0	22	1	1	0	135	136.20
1630 - 1645	1	0	127	2	25	3	0	1	159	160.70
1645 - 1700	0	1	141	0	14	5	0	2	163	166.90
Hourly Total	1	2	499	4	75	14	2	6	603	616.60
Hourly Average	0.25	0.50	124.75	1.00	18.75	3.50	0.50	1.50	150.75	154.15
1700 - 1715	0	0	139	1	16	1	1	1	159	161.80
1715 - 1730	0	0	139	0	14	2	0	1	156	158.00
1730 - 1745	0	2	102	0	12	1	0	0	117	116.30
1745 - 1800	0	2	88	1	11	1	0	1	104	104.30
Hourly Total	0	4	468	2	53	5	1	3	536	540.40
Hourly Average	0.00	1.00	117.00	0.50	13.25	1.25	0.25	0.75	134.00	135.10
1800 - 1815	0	0	116	0	8	0	0	0	124	124.00
1815 - 1830	0	1	92	0	14	1	0	1	109	109.90
1830 - 1845	0	3	59	0	5	0	1	0	68	67.50
1845 - 1900	0	1	73	0	6	0	0	0	80	79.40
Hourly Total	0	5	340	0	33	1	1	1	381	380.80
Hourly Average	0.00	1.25	85.00	0.00	8.25	0.25	0.25	0.25	95.25	95.20

Session Total	1	31	3680	42	679	135	120	38	4726	4968.10
Session Average	0.02	0.65	76.67	0.88	14.15	2.81	2.50	0.79	98.46	103.50

Kirkby
Classified Junction Count

Site 9 of 12
Simonswood Lane
A5208 County Road (East)
Park Brow Drive
A5208 County Road (West)

Lat/Long
lat 53.478847° lon -2.874411°

Date
Thursday 20 October 2022

Weather
Sunny Intervals
Temp: 14°C

0700 - 1900 (Thursday 12H Session)

	Movement 10.6: Right from A5208 County Road (East) to Simonswood Lane								Original Data	
TIME	P/CYCLE	M/CYCLE	CAR	TAXI	LGV	OGV1	OGV2	BUS/COACH	TOTAL	PCU TOTAL
0700 - 0715	0	0	12	0	1	1	1	0	15	16.80
0715 - 0730	0	0	14	1	5	0	0	0	20	20.00
0730 - 0745	0	0	15	0	4	0	0	1	20	21.00
0745 - 0800	0	0	17	3	4	0	0	0	24	24.00
Hourly Total	0	0	58	4	14	1	1	1	79	81.80
Hourly Average	0.00	0.00	14.50	1.00	3.50	0.25	0.25	0.25	19.75	20.45
0800 - 0815	0	0	21	1	3	0	0	0	25	25.00
0815 - 0830	0	0	22	1	5	1	0	0	29	29.50
0830 - 0845	0	0	37	2	9	0	0	0	48	48.00
0845 - 0900	0	0	42	5	7	1	1	0	56	57.80
Hourly Total	0	0	122	9	24	2	1	0	158	160.30
Hourly Average	0.00	0.00	30.50	2.25	6.00	0.50	0.25	0.00	39.50	40.08
0900 - 0915	0	1	56	2	4	0	0	0	63	62.40
0915 - 0930	0	0	23	1	5	0	1	0	30	31.30
0930 - 0945	0	0	31	1	3	0	0	1	36	37.00
0945 - 1000	0	0	30	1	6	1	0	0	38	38.50
Hourly Total	0	1	140	5	18	1	1	1	167	169.20
Hourly Average	0.00	0.25	35.00	1.25	4.50	0.25	0.25	0.25	41.75	42.30
1000 - 1015	0	0	18	0	7	0	0	0	25	25.00
1015 - 1030	0	0	8	1	6	0	1	0	16	17.30
1030 - 1045	0	0	20	0	6	0	0	1	27	28.00
1045 - 1100	0	0	25	0	5	3	0	0	33	34.50
Hourly Total	0	0	71	1	24	3	1	1	101	104.80
Hourly Average	0.00	0.00	17.75	0.25	6.00	0.75	0.25	0.25	25.25	26.20
1100 - 1115	0	0	26	1	5	0	0	0	32	32.00
1115 - 1130	0	0	20	1	2	0	0	0	23	23.00
1130 - 1145	0	0	26	1	4	3	0	0	34	35.50
1145 - 1200	0	0	26	2	4	0	0	0	32	32.00
Hourly Total	0	0	98	5	15	3	0	0	121	122.50
Hourly Average	0.00	0.00	24.50	1.25	3.75	0.75	0.00	0.00	30.25	30.63
1200 - 1215	0	0	31	1	4	0	0	0	36	36.00
1215 - 1230	0	0	30	0	6	0	0	0	36	36.00
1230 - 1245	0	0	39	1	4	0	1	0	45	46.30
1245 - 1300	0	0	28	2	6	1	0	0	37	37.50
Hourly Total	0	0	128	4	20	1	1	0	154	155.80
Hourly Average	0.00	0.00	32.00	1.00	5.00	0.25	0.25	0.00	38.50	38.95
1300 - 1315	0	0	23	1	3	0	0	0	27	27.00
1315 - 1330	0	0	35	0	7	1	0	0	43	43.50
1330 - 1345	0	0	28	1	8	1	0	0	38	38.50
1345 - 1400	0	0	32	0	3	0	0	0	35	35.00
Hourly Total	0	0	118	2	21	2	0	0	143	144.00
Hourly Average	0.00	0.00	29.50	0.50	5.25	0.50	0.00	0.00	35.75	36.00
1400 - 1415	2	0	31	1	7	0	0	0	41	39.40
1415 - 1430	0	0	33	1	6	1	0	0	41	41.50
1430 - 1445	0	0	41	1	8	0	0	1	51	52.00
1445 - 1500	0	0	40	3	3	0	0	0	46	46.00
Hourly Total	2	0	145	6	24	1	0	1	179	178.90
Hourly Average	0.50	0.00	36.25	1.50	6.00	0.25	0.00	0.25	44.75	44.73
1500 - 1515	0	0	44	2	4	0	0	0	50	50.00
1515 - 1530	0	0	47	2	9	0	1	0	59	60.30
1530 - 1545	0	0	57	0	8	0	0	0	65	65.00
1545 - 1600	0	0	36	2	13	1	0	0	52	52.50
Hourly Total	0	0	184	6	34	1	1	0	226	227.80
Hourly Average	0.00	0.00	46.00	1.50	8.50	0.25	0.25	0.00	56.50	56.95
1600 - 1615	0	0	56	3	6	0	0	0	65	65.00
1615 - 1630	0	1	45	3	11	0	0	0	60	59.40
1630 - 1645	0	0	61	4	6	1	0	0	72	72.50
1645 - 1700	0	0	46	2	8	1	0	0	57	57.50
Hourly Total	0	1	208	12	31	2	0	0	254	254.40
Hourly Average	0.00	0.25	52.00	3.00	7.75	0.50	0.00	0.00	63.50	63.60
1700 - 1715	0	1	73	0	3	0	0	0	77	76.40
1715 - 1730	0	0	54	0	13	0	0	0	67	67.00
1730 - 1745	0	0	54	0	6	1	0	0	61	61.50
1745 - 1800	0	0	48	1	6	0	0	0	55	55.00
Hourly Total	0	1	229	1	28	1	0	0	260	259.90
Hourly Average	0.00	0.25	57.25	0.25	7.00	0.25	0.00	0.00	65.00	64.98
1800 - 1815	0	0	36	2	3	0	0	0	41	41.00
1815 - 1830	0	0	33	0	4	0	0	0	37	37.00
1830 - 1845	0	0	35	0	3	0	0	0	38	38.00
1845 - 1900	0	0	38	0	7	0	0	0	45	45.00
Hourly Total	0	0	142	2	17	0	0	0	161	161.00
Hourly Average	0.00	0.00	35.50	0.50	4.25	0.00	0.00	0.00	40.25	40.25

Session Total	2	3	1643	57	270	18	6	4	2003	2020.40
Session Average	0.04	0.06	34.23	1.19	5.63	0.38	0.13	0.08	41.73	42.09

Kirkby
Classified Junction Count

Site 9 of 12
Simonswood Lane
A5208 County Road (East)
Park Brow Drive
A5208 County Road (West)

Lat/Long
lat 53.478847° lon -2.874411°

Date
Thursday 20 October 2022

Weather
Sunny Intervals
Temp: 14°C

0700 - 1900 (Thursday 12H Session)

	Movement 10.7: Left from Park Brow Drive to A5208 County Road (West)								Original Data	
TIME	P/CYCLE	M/CYCLE	CAR	TAXI	LGV	OGV1	OGV2	BUS/COACH	TOTAL	PCU TOTAL
0700 - 0715	0	0	5	0	1	0	0	0	6	6.00
0715 - 0730	0	0	4	0	1	0	0	0	5	5.00
0730 - 0745	0	0	6	0	2	0	0	0	8	8.00
0745 - 0800	0	0	8	0	1	0	0	0	9	9.00
Hourly Total	0	0	23	0	5	0	0	0	28	28.00
Hourly Average	0.00	0.00	5.75	0.00	1.25	0.00	0.00	0.00	7.00	7.00
0800 - 0815	0	0	11	0	1	0	0	0	12	12.00
0815 - 0830	0	0	12	0	3	1	0	0	16	16.50
0830 - 0845	0	0	22	0	2	0	0	1	25	26.00
0845 - 0900	0	0	14	0	0	1	0	0	15	15.50
Hourly Total	0	0	59	0	6	2	0	1	68	70.00
Hourly Average	0.00	0.00	14.75	0.00	1.50	0.50	0.00	0.25	17.00	17.50
0900 - 0915	0	0	18	0	2	1	1	0	22	23.80
0915 - 0930	0	0	14	0	0	0	0	0	14	14.00
0930 - 0945	0	0	9	1	1	0	0	0	11	11.00
0945 - 1000	0	0	8	0	0	0	0	0	8	8.00
Hourly Total	0	0	49	1	3	1	1	0	55	56.80
Hourly Average	0.00	0.00	12.25	0.25	0.75	0.25	0.25	0.00	13.75	14.20
1000 - 1015	0	1	8	2	3	0	0	0	14	13.40
1015 - 1030	0	0	9	0	2	0	0	0	11	11.00
1030 - 1045	0	0	7	0	2	0	0	0	9	9.00
1045 - 1100	0	0	13	0	3	0	0	0	16	16.00
Hourly Total	0	1	37	2	10	0	0	0	50	49.40
Hourly Average	0.00	0.25	9.25	0.50	2.50	0.00	0.00	0.00	12.50	12.35
1100 - 1115	0	0	5	0	0	0	0	0	5	5.00
1115 - 1130	0	0	7	0	2	1	0	0	10	10.50
1130 - 1145	0	0	7	2	1	0	0	0	10	10.00
1145 - 1200	0	0	9	0	1	1	0	0	11	11.50
Hourly Total	0	0	28	2	4	2	0	0	36	37.00
Hourly Average	0.00	0.00	7.00	0.50	1.00	0.50	0.00	0.00	9.00	9.25
1200 - 1215	0	0	11	1	0	0	0	0	12	12.00
1215 - 1230	0	2	11	0	4	0	0	0	17	15.80
1230 - 1245	0	0	7	1	2	0	0	0	10	10.00
1245 - 1300	0	0	3	1	5	0	0	0	9	9.00
Hourly Total	0	2	32	3	11	0	0	0	48	46.80
Hourly Average	0.00	0.50	8.00	0.75	2.75	0.00	0.00	0.00	12.00	11.70
1300 - 1315	0	0	8	1	0	0	0	0	9	9.00
1315 - 1330	0	0	7	0	0	0	0	0	7	7.00
1330 - 1345	0	2	7	0	0	0	0	0	9	7.80
1345 - 1400	0	0	8	0	1	0	0	0	9	9.00
Hourly Total	0	2	30	1	1	0	0	0	34	32.80
Hourly Average	0.00	0.50	7.50	0.25	0.25	0.00	0.00	0.00	8.50	8.20
1400 - 1415	0	0	7	0	1	0	0	0	8	8.00
1415 - 1430	0	0	10	0	2	0	0	0	12	12.00
1430 - 1445	0	0	12	0	1	0	0	0	13	13.00
1445 - 1500	0	0	13	1	1	0	0	0	15	15.00
Hourly Total	0	0	42	1	5	0	0	0	48	48.00
Hourly Average	0.00	0.00	10.50	0.25	1.25	0.00	0.00	0.00	12.00	12.00
1500 - 1515	0	0	17	0	3	0	0	1	21	22.00
1515 - 1530	0	0	19	1	2	0	0	0	22	22.00
1530 - 1545	0	0	16	0	2	0	0	1	19	20.00
1545 - 1600	0	0	17	0	2	1	0	0	20	20.50
Hourly Total	0	0	69	1	9	1	0	2	82	84.50
Hourly Average	0.00	0.00	17.25	0.25	2.25	0.25	0.00	0.50	20.50	21.13
1600 - 1615	0	0	8	0	0	0	0	1	9	10.00
1615 - 1630	0	0	15	2	4	0	0	0	21	21.00
1630 - 1645	0	0	20	0	5	1	0	1	27	28.50
1645 - 1700	0	0	12	0	1	0	0	0	13	13.00
Hourly Total	0	0	55	2	10	1	0	2	70	72.50
Hourly Average	0.00	0.00	13.75	0.50	2.50	0.25	0.00	0.50	17.50	18.13
1700 - 1715	0	0	20	0	3	0	0	0	23	23.00
1715 - 1730	0	0	22	1	3	0	0	0	26	26.00
1730 - 1745	0	0	11	0	2	0	0	0	13	13.00
1745 - 1800	0	0	11	0	3	0	0	0	14	14.00
Hourly Total	0	0	64	1	11	0	0	0	76	76.00
Hourly Average	0.00	0.00	16.00	0.25	2.75	0.00	0.00	0.00	19.00	19.00
1800 - 1815	0	1	13	0	0	0	0	0	14	13.40
1815 - 1830	0	0	20	0	1	0	0	0	21	21.00
1830 - 1845	0	0	13	0	2	0	0	0	15	15.00
1845 - 1900	0	0	15	0	2	0	0	0	17	17.00
Hourly Total	0	1	61	0	5	0	0	0	67	66.40
Hourly Average	0.00	0.25	15.25	0.00	1.25	0.00	0.00	0.00	16.75	16.60

Session Total	0	6	549	14	80	7	1	5	662	668.20
Session Average	0.00	0.13	11.44	0.29	1.67	0.15	0.02	0.10	13.79	13.92

Kirkby
Classified Junction Count

Site 9 of 12
Simonswood Lane
A5208 County Road (East)
Park Brow Drive
A5208 County Road (West)

Lat/Long
lat 53.478847° lon -2.874411°

Date
Thursday 20 October 2022

Weather
Sunny Intervals
Temp: 14°C

0700 - 1900 (Thursday 12H Session)

	Movement 10.8: Eastbound from Park Brow Drive to Simonswood Lane								Original Data	
TIME	P/CYCLE	M/CYCLE	CAR	TAXI	LGV	OGV1	OGV2	BUS/COACH	TOTAL	PCU TOTAL
0700 - 0715	0	0	3	0	2	0	0	1	6	7.00
0715 - 0730	0	0	6	0	1	2	0	1	10	12.00
0730 - 0745	0	0	9	0	2	0	0	2	13	15.00
0745 - 0800	0	0	10	0	0	0	0	2	12	14.00
Hourly Total	0	0	28	0	5	2	0	6	41	48.00
Hourly Average	0.00	0.00	7.00	0.00	1.25	0.50	0.00	1.50	10.25	12.00
0800 - 0815	0	0	6	0	2	0	0	2	10	12.00
0815 - 0830	0	0	16	2	2	0	0	2	22	24.00
0830 - 0845	0	0	31	4	0	0	0	1	36	37.00
0845 - 0900	0	0	21	2	4	0	0	3	30	33.00
Hourly Total	0	0	74	8	8	0	0	8	98	106.00
Hourly Average	0.00	0.00	18.50	2.00	2.00	0.00	0.00	2.00	24.50	26.50
0900 - 0915	0	1	11	3	2	1	0	1	19	19.90
0915 - 0930	0	0	8	3	2	0	0	2	15	17.00
0930 - 0945	0	0	10	0	1	0	0	2	13	15.00
0945 - 1000	0	0	7	1	2	0	0	0	10	10.00
Hourly Total	0	1	36	7	7	1	0	5	57	61.90
Hourly Average	0.00	0.25	9.00	1.75	1.75	0.25	0.00	1.25	14.25	15.48
1000 - 1015	0	0	6	1	0	0	0	2	9	11.00
1015 - 1030	0	1	11	2	3	2	0	1	20	21.40
1030 - 1045	0	0	7	1	0	0	0	2	10	12.00
1045 - 1100	0	0	13	1	1	0	0	2	17	19.00
Hourly Total	0	1	37	5	4	2	0	7	56	63.40
Hourly Average	0.00	0.25	9.25	1.25	1.00	0.50	0.00	1.75	14.00	15.85
1100 - 1115	0	0	9	2	0	0	0	2	13	15.00
1115 - 1130	0	0	7	1	1	0	0	1	10	11.00
1130 - 1145	0	0	12	0	3	0	0	2	17	19.00
1145 - 1200	0	0	9	1	1	0	0	2	13	15.00
Hourly Total	0	0	37	4	5	0	0	7	53	60.00
Hourly Average	0.00	0.00	9.25	1.00	1.25	0.00	0.00	1.75	13.25	15.00
1200 - 1215	0	0	9	0	1	0	0	2	12	14.00
1215 - 1230	0	0	4	4	0	0	0	1	9	10.00
1230 - 1245	0	0	8	2	3	0	1	2	16	19.30
1245 - 1300	0	0	12	0	3	0	0	2	17	19.00
Hourly Total	0	0	33	6	7	0	1	7	54	62.30
Hourly Average	0.00	0.00	8.25	1.50	1.75	0.00	0.25	1.75	13.50	15.58
1300 - 1315	0	0	15	2	2	0	0	2	21	23.00
1315 - 1330	0	0	9	0	2	0	0	1	12	13.00
1330 - 1345	0	0	7	2	2	0	0	0	11	11.00
1345 - 1400	0	0	5	1	4	0	0	2	12	14.00
Hourly Total	0	0	36	5	10	0	0	5	56	61.00
Hourly Average	0.00	0.00	9.00	1.25	2.50	0.00	0.00	1.25	14.00	15.25
1400 - 1415	0	0	8	1	2	0	0	1	12	13.00
1415 - 1430	0	0	7	3	1	0	0	2	13	15.00
1430 - 1445	0	0	15	2	2	0	0	2	21	23.00
1445 - 1500	0	0	11	5	0	0	0	2	18	20.00
Hourly Total	0	0	41	11	5	0	0	7	64	71.00
Hourly Average	0.00	0.00	10.25	2.75	1.25	0.00	0.00	1.75	16.00	17.75
1500 - 1515	0	0	15	2	1	1	0	1	20	21.50
1515 - 1530	0	0	32	0	2	0	0	3	37	40.00
1530 - 1545	0	0	12	4	0	0	0	4	20	24.00
1545 - 1600	0	0	14	2	2	0	0	1	19	20.00
Hourly Total	0	0	73	8	5	1	0	9	96	105.50
Hourly Average	0.00	0.00	18.25	2.00	1.25	0.25	0.00	2.25	24.00	26.38
1600 - 1615	0	0	22	1	2	0	0	1	26	27.00
1615 - 1630	0	0	21	1	1	0	0	1	24	25.00
1630 - 1645	0	0	14	1	5	0	0	2	22	24.00
1645 - 1700	0	0	18	2	0	1	0	0	21	21.50
Hourly Total	0	0	75	5	8	1	0	4	93	97.50
Hourly Average	0.00	0.00	18.75	1.25	2.00	0.25	0.00	1.00	23.25	24.38
1700 - 1715	1	0	16	3	2	0	0	3	25	27.20
1715 - 1730	0	0	17	3	3	0	0	1	24	25.00
1730 - 1745	0	0	21	0	4	0	0	2	27	29.00
1745 - 1800	0	0	15	0	2	0	0	2	19	21.00
Hourly Total	1	0	69	6	11	0	0	8	95	102.20
Hourly Average	0.25	0.00	17.25	1.50	2.75	0.00	0.00	2.00	23.75	25.55
1800 - 1815	0	0	17	2	1	0	0	0	20	20.00
1815 - 1830	0	0	20	0	2	0	0	2	24	26.00
1830 - 1845	0	1	13	0	0	0	0	4	18	21.40
1845 - 1900	0	0	6	0	2	0	0	0	8	8.00
Hourly Total	0	1	56	2	5	0	0	6	70	75.40
Hourly Average	0.00	0.25	14.00	0.50	1.25	0.00	0.00	1.50	17.50	18.85

Session Total	1	3	595	67	80	7	1	79	833	914.20
Session Average	0.02	0.06	12.40	1.40	1.67	0.15	0.02	1.65	17.35	19.05

Kirkby
Classified Junction Count

Site 9 of 12
Simonswood Lane
A5208 County Road (East)
Park Brow Drive
A5208 County Road (West)

Lat/Long
lat 53.478847° lon -2.874411°

Date
Thursday 20 October 2022

Weather
Sunny Intervals
Temp: 14°C

0700 - 1900 (Thursday 12H Session)

	Movement 10.9: Right from Park Brow Drive to A5208 County Road (East)								Original Data	
TIME	P/CYCLE	M/CYCLE	CAR	TAXI	LGV	OGV1	OGV2	BUS/COACH	TOTAL	PCU TOTAL
0700 - 0715	0	0	1	0	0	1	0	0	2	2.50
0715 - 0730	0	0	3	0	2	0	0	0	5	5.00
0730 - 0745	0	0	5	0	3	0	0	0	8	8.00
0745 - 0800	0	0	6	0	0	1	0	0	7	7.50
Hourly Total	0	0	15	0	5	2	0	0	22	23.00
Hourly Average	0.00	0.00	3.75	0.00	1.25	0.50	0.00	0.00	5.50	5.75
0800 - 0815	0	0	4	1	0	0	0	0	5	5.00
0815 - 0830	0	0	3	0	0	0	0	0	3	3.00
0830 - 0845	0	0	4	0	0	0	0	0	4	4.00
0845 - 0900	0	0	10	0	3	0	0	0	13	13.00
Hourly Total	0	0	21	1	3	0	0	0	25	25.00
Hourly Average	0.00	0.00	5.25	0.25	0.75	0.00	0.00	0.00	6.25	6.25
0900 - 0915	0	0	5	0	0	0	0	0	5	5.00
0915 - 0930	0	0	1	0	0	0	0	0	1	1.00
0930 - 0945	0	0	2	0	0	0	0	0	2	2.00
0945 - 1000	0	0	3	0	0	0	0	0	3	3.00
Hourly Total	0	0	11	0	0	0	0	0	11	11.00
Hourly Average	0.00	0.00	2.75	0.00	0.00	0.00	0.00	0.00	2.75	2.75
1000 - 1015	0	0	4	0	2	0	0	0	6	6.00
1015 - 1030	0	0	4	0	1	0	0	0	5	5.00
1030 - 1045	0	0	2	0	0	0	0	0	2	2.00
1045 - 1100	0	0	0	0	0	1	0	0	1	1.50
Hourly Total	0	0	10	0	3	1	0	0	14	14.50
Hourly Average	0.00	0.00	2.50	0.00	0.75	0.25	0.00	0.00	3.50	3.63
1100 - 1115	0	0	5	0	1	0	0	0	6	6.00
1115 - 1130	0	0	2	0	1	0	0	0	3	3.00
1130 - 1145	0	0	1	1	0	0	0	0	2	2.00
1145 - 1200	0	0	2	0	2	0	0	0	4	4.00
Hourly Total	0	0	10	1	4	0	0	0	15	15.00
Hourly Average	0.00	0.00	2.50	0.25	1.00	0.00	0.00	0.00	3.75	3.75
1200 - 1215	0	0	2	0	3	0	0	0	5	5.00
1215 - 1230	0	0	1	0	1	0	0	0	2	2.00
1230 - 1245	0	0	4	0	3	0	0	0	7	7.00
1245 - 1300	0	0	5	0	3	0	0	0	8	8.00
Hourly Total	0	0	12	0	10	0	0	0	22	22.00
Hourly Average	0.00	0.00	3.00	0.00	2.50	0.00	0.00	0.00	5.50	5.50
1300 - 1315	0	0	7	0	1	1	0	0	9	9.50
1315 - 1330	0	0	3	0	0	0	0	0	3	3.00
1330 - 1345	0	0	3	0	2	0	0	0	5	5.00
1345 - 1400	0	0	2	0	1	0	0	0	3	3.00
Hourly Total	0	0	15	0	4	1	0	0	20	20.50
Hourly Average	0.00	0.00	3.75	0.00	1.00	0.25	0.00	0.00	5.00	5.13
1400 - 1415	0	0	5	0	1	0	0	0	6	6.00
1415 - 1430	0	0	4	1	0	0	0	0	5	5.00
1430 - 1445	0	0	1	0	0	0	0	0	1	1.00
1445 - 1500	0	0	6	0	0	2	0	0	8	9.00
Hourly Total	0	0	16	1	1	2	0	0	20	21.00
Hourly Average	0.00	0.00	4.00	0.25	0.25	0.50	0.00	0.00	5.00	5.25
1500 - 1515	0	0	1	1	1	0	0	0	3	3.00
1515 - 1530	0	0	7	0	0	0	0	0	7	7.00
1530 - 1545	0	0	3	0	0	0	0	0	3	3.00
1545 - 1600	0	0	3	1	2	0	0	0	6	6.00
Hourly Total	0	0	14	2	3	0	0	0	19	19.00
Hourly Average	0.00	0.00	3.50	0.50	0.75	0.00	0.00	0.00	4.75	4.75
1600 - 1615	0	0	6	0	0	0	0	0	6	6.00
1615 - 1630	0	0	5	0	3	0	0	0	8	8.00
1630 - 1645	0	0	4	1	0	0	0	1	6	7.00
1645 - 1700	0	0	6	1	0	1	0	0	8	8.50
Hourly Total	0	0	21	2	3	1	0	1	28	29.50
Hourly Average	0.00	0.00	5.25	0.50	0.75	0.25	0.00	0.25	7.00	7.38
1700 - 1715	0	0	3	1	0	0	0	0	4	4.00
1715 - 1730	0	0	5	0	1	0	0	0	6	6.00
1730 - 1745	0	0	3	0	1	0	0	0	4	4.00
1745 - 1800	0	0	1	0	0	0	0	0	1	1.00
Hourly Total	0	0	12	1	2	0	0	0	15	15.00
Hourly Average	0.00	0.00	3.00	0.25	0.50	0.00	0.00	0.00	3.75	3.75
1800 - 1815	0	0	5	0	0	0	0	0	5	5.00
1815 - 1830	1	0	6	0	0	0	0	0	7	6.20
1830 - 1845	0	0	5	0	1	0	0	0	6	6.00
1845 - 1900	0	0	2	0	0	0	0	0	2	2.00
Hourly Total	1	0	18	0	1	0	0	0	20	19.20
Hourly Average	0.25	0.00	4.50	0.00	0.25	0.00	0.00	0.00	5.00	4.80

Session Total	1	0	175	8	39	7	0	1	231	234.70
Session Average	0.02	0.00	3.65	0.17	0.81	0.15	0.00	0.02	4.81	4.89

Kirkby
Classified Junction Count

Site 9 of 12
Simonswood Lane
A5208 County Road (East)
Park Brow Drive
A5208 County Road (West)

Lat/Long
lat 53.478847° lon -2.874411°

Date
Thursday 20 October 2022

Weather
Sunny Intervals
Temp: 14°C

0700 - 1900 (Thursday 12H Session)

	Movement 10.10: Left from A5208 County Road (West) to Simonswood Lane								Original Data	
TIME	P/CYCLE	M/CYCLE	CAR	TAXI	LGV	OGV1	OGV2	BUS/COACH	TOTAL	PCU TOTAL
0700 - 0715	0	0	1	0	0	0	0	0	1	1.00
0715 - 0730	0	0	4	0	0	0	0	0	4	4.00
0730 - 0745	0	0	2	0	1	0	0	0	3	3.00
0745 - 0800	0	0	7	0	1	0	0	0	8	8.00
Hourly Total	0	0	14	0	2	0	0	0	16	16.00
Hourly Average	0.00	0.00	3.50	0.00	0.50	0.00	0.00	0.00	4.00	4.00
0800 - 0815	0	0	10	0	2	0	0	0	12	12.00
0815 - 0830	0	0	15	0	0	0	0	0	15	15.00
0830 - 0845	0	0	5	0	1	0	0	0	6	6.00
0845 - 0900	0	0	12	0	1	0	0	0	13	13.00
Hourly Total	0	0	42	0	4	0	0	0	46	46.00
Hourly Average	0.00	0.00	10.50	0.00	1.00	0.00	0.00	0.00	11.50	11.50
0900 - 0915	0	0	5	0	0	0	0	0	5	5.00
0915 - 0930	0	0	4	0	0	0	0	0	4	4.00
0930 - 0945	0	0	4	0	0	1	0	0	5	5.50
0945 - 1000	0	0	3	0	0	0	0	0	3	3.00
Hourly Total	0	0	16	0	0	1	0	0	17	17.50
Hourly Average	0.00	0.00	4.00	0.00	0.00	0.25	0.00	0.00	4.25	4.38
1000 - 1015	0	0	4	0	0	0	0	0	4	4.00
1015 - 1030	0	0	5	0	0	0	0	0	5	5.00
1030 - 1045	0	0	3	1	0	0	0	0	4	4.00
1045 - 1100	0	1	7	0	0	0	0	0	8	7.40
Hourly Total	0	1	19	1	0	0	0	0	21	20.40
Hourly Average	0.00	0.25	4.75	0.25	0.00	0.00	0.00	0.00	5.25	5.10
1100 - 1115	0	0	6	0	0	0	0	0	6	6.00
1115 - 1130	0	0	3	0	1	1	0	0	5	5.50
1130 - 1145	0	0	7	0	0	0	0	0	7	7.00
1145 - 1200	0	1	8	0	2	0	0	0	11	10.40
Hourly Total	0	1	24	0	3	1	0	0	29	28.90
Hourly Average	0.00	0.25	6.00	0.00	0.75	0.25	0.00	0.00	7.25	7.23
1200 - 1215	0	0	7	0	0	0	0	0	7	7.00
1215 - 1230	0	0	5	0	1	0	0	0	6	6.00
1230 - 1245	0	0	5	0	0	1	0	0	6	6.50
1245 - 1300	0	0	10	0	1	0	0	0	11	11.00
Hourly Total	0	0	27	0	2	1	0	0	30	30.50
Hourly Average	0.00	0.00	6.75	0.00	0.50	0.25	0.00	0.00	7.50	7.63
1300 - 1315	0	0	3	0	1	0	0	0	4	4.00
1315 - 1330	0	0	9	0	1	0	0	0	10	10.00
1330 - 1345	0	0	7	0	3	0	0	0	10	10.00
1345 - 1400	0	0	3	0	0	0	0	0	3	3.00
Hourly Total	0	0	22	0	5	0	0	0	27	27.00
Hourly Average	0.00	0.00	5.50	0.00	1.25	0.00	0.00	0.00	6.75	6.75
1400 - 1415	0	1	3	0	1	0	0	0	5	4.40
1415 - 1430	0	0	4	0	0	0	0	0	4	4.00
1430 - 1445	0	0	4	1	1	0	0	0	6	6.00
1445 - 1500	0	0	7	0	0	0	0	0	7	7.00
Hourly Total	0	1	18	1	2	0	0	0	22	21.40
Hourly Average	0.00	0.25	4.50	0.25	0.50	0.00	0.00	0.00	5.50	5.35
1500 - 1515	0	0	3	0	0	0	0	0	3	3.00
1515 - 1530	0	0	10	0	1	0	0	0	11	11.00
1530 - 1545	0	0	6	0	1	0	0	0	7	7.00
1545 - 1600	0	0	3	0	0	0	0	0	3	3.00
Hourly Total	0	0	22	0	2	0	0	0	24	24.00
Hourly Average	0.00	0.00	5.50	0.00	0.50	0.00	0.00	0.00	6.00	6.00
1600 - 1615	0	0	8	0	0	0	0	0	8	8.00
1615 - 1630	0	0	5	0	0	0	0	0	5	5.00
1630 - 1645	0	0	10	0	1	0	0	0	11	11.00
1645 - 1700	0	0	8	0	1	0	0	0	9	9.00
Hourly Total	0	0	31	0	2	0	0	0	33	33.00
Hourly Average	0.00	0.00	7.75	0.00	0.50	0.00	0.00	0.00	8.25	8.25
1700 - 1715	0	0	12	0	2	0	0	0	14	14.00
1715 - 1730	0	0	10	0	1	0	0	0	11	11.00
1730 - 1745	0	0	9	0	1	0	0	0	10	10.00
1745 - 1800	0	1	6	0	0	0	0	0	7	6.40
Hourly Total	0	1	37	0	4	0	0	0	42	41.40
Hourly Average	0.00	0.25	9.25	0.00	1.00	0.00	0.00	0.00	10.50	10.35
1800 - 1815	0	0	5	0	0	0	0	0	5	5.00
1815 - 1830	0	0	6	0	1	0	0	0	7	7.00
1830 - 1845	0	0	5	0	0	0	0	0	5	5.00
1845 - 1900	0	0	6	0	0	1	0	0	7	7.50
Hourly Total	0	0	22	0	1	1	0	0	24	24.50
Hourly Average	0.00	0.00	5.50	0.00	0.25	0.25	0.00	0.00	6.00	6.13

Session Total	0	4	294	2	27	4	0	0	331	330.60
Session Average	0.00	0.08	6.13	0.04	0.56	0.08	0.00	0.00	6.90	6.89

Kirkby
Classified Junction Count

Site 9 of 12
Simonswood Lane
A5208 County Road (East)
Park Brow Drive
A5208 County Road (West)

Lat/Long
lat 53.478847° lon -2.874411°

Date
Thursday 20 October 2022

Weather
Sunny Intervals
Temp: 14°C

0700 - 1900 (Thursday 12H Session)

	Movement 10.11: Southbound from A5208 County Road (West) to A5208 County Road (East)								Original Data	
TIME	P/CYCLE	M/CYCLE	CAR	TAXI	LGV	OGV1	OGV2	BUS/COACH	TOTAL	PCU TOTAL
0700 - 0715	0	0	63	0	17	1	1	0	82	83.80
0715 - 0730	1	1	86	0	13	1	0	2	104	105.10
0730 - 0745	0	1	106	1	17	2	3	1	131	136.30
0745 - 0800	0	0	113	0	13	5	2	1	134	140.10
Hourly Total	1	2	368	1	60	9	6	4	451	465.30
Hourly Average	0.25	0.50	92.00	0.25	15.00	2.25	1.50	1.00	112.75	116.33
0800 - 0815	0	0	98	0	26	5	4	1	134	142.70
0815 - 0830	0	0	86	0	17	3	4	0	110	116.70
0830 - 0845	0	0	74	0	14	3	4	0	95	101.70
0845 - 0900	0	0	113	0	11	3	5	0	132	140.00
Hourly Total	0	0	371	0	68	14	17	1	471	501.10
Hourly Average	0.00	0.00	92.75	0.00	17.00	3.50	4.25	0.25	117.75	125.28
0900 - 0915	0	0	119	1	10	4	4	1	139	147.20
0915 - 0930	0	0	87	1	14	4	1	2	109	114.30
0930 - 0945	0	0	64	1	15	3	2	0	85	89.10
0945 - 1000	0	1	61	1	22	6	4	0	95	102.60
Hourly Total	0	1	331	4	61	17	11	3	428	453.20
Hourly Average	0.00	0.25	82.75	1.00	15.25	4.25	2.75	0.75	107.00	113.30
1000 - 1015	0	0	64	0	11	4	5	1	85	94.50
1015 - 1030	0	1	57	1	15	3	2	0	79	82.50
1030 - 1045	0	0	54	1	9	4	1	0	69	72.30
1045 - 1100	0	0	46	0	9	2	7	0	64	74.10
Hourly Total	0	1	221	2	44	13	15	1	297	323.40
Hourly Average	0.00	0.25	55.25	0.50	11.00	3.25	3.75	0.25	74.25	80.85
1100 - 1115	0	0	35	0	11	3	2	0	51	55.10
1115 - 1130	0	0	53	1	18	2	4	0	78	84.20
1130 - 1145	0	2	49	1	9	4	4	0	69	75.00
1145 - 1200	0	0	36	1	15	3	0	0	55	56.50
Hourly Total	0	2	173	3	53	12	10	0	253	270.80
Hourly Average	0.00	0.50	43.25	0.75	13.25	3.00	2.50	0.00	63.25	67.70
1200 - 1215	0	2	49	0	12	4	4	1	72	79.00
1215 - 1230	0	2	81	0	15	4	3	0	105	109.70
1230 - 1245	0	3	64	0	12	7	2	0	88	92.30
1245 - 1300	0	0	98	1	11	4	1	0	115	118.30
Hourly Total	0	7	292	1	50	19	10	1	380	399.30
Hourly Average	0.00	1.75	73.00	0.25	12.50	4.75	2.50	0.25	95.00	99.83
1300 - 1315	0	0	69	0	20	5	2	0	96	101.10
1315 - 1330	0	0	77	0	16	0	2	0	95	97.60
1330 - 1345	0	0	68	0	12	6	2	0	88	93.60
1345 - 1400	0	1	71	1	12	5	3	0	93	98.80
Hourly Total	0	1	285	1	60	16	9	0	372	391.10
Hourly Average	0.00	0.25	71.25	0.25	15.00	4.00	2.25	0.00	93.00	97.78
1400 - 1415	0	1	54	0	9	3	7	1	75	86.00
1415 - 1430	0	0	55	3	17	2	13	0	90	107.90
1430 - 1445	0	2	46	2	15	4	3	0	72	76.70
1445 - 1500	0	1	46	1	14	4	5	0	71	78.90
Hourly Total	0	4	201	6	55	13	28	1	308	349.50
Hourly Average	0.00	1.00	50.25	1.50	13.75	3.25	7.00	0.25	77.00	87.38
1500 - 1515	0	1	45	1	10	5	3	0	65	70.80
1515 - 1530	0	0	60	1	6	7	3	0	77	84.40
1530 - 1545	0	0	61	0	13	2	1	0	77	79.30
1545 - 1600	0	0	70	0	14	2	7	0	93	103.10
Hourly Total	0	1	236	2	43	16	14	0	312	337.60
Hourly Average	0.00	0.25	59.00	0.50	10.75	4.00	3.50	0.00	78.00	84.40
1600 - 1615	0	0	65	0	10	1	6	2	84	94.30
1615 - 1630	0	2	59	1	12	2	2	1	79	82.40
1630 - 1645	0	0	79	0	12	0	1	0	92	93.30
1645 - 1700	0	0	70	0	12	1	3	0	86	90.40
Hourly Total	0	2	273	1	46	4	12	3	341	360.40
Hourly Average	0.00	0.50	68.25	0.25	11.50	1.00	3.00	0.75	85.25	90.10
1700 - 1715	0	0	70	1	11	3	0	1	86	88.50
1715 - 1730	0	0	54	1	8	2	3	0	68	72.90
1730 - 1745	0	2	62	0	7	0	1	0	72	72.10
1745 - 1800	0	2	86	1	3	0	0	0	92	90.80
Hourly Total	0	4	272	3	29	5	4	1	318	324.30
Hourly Average	0.00	1.00	68.00	0.75	7.25	1.25	1.00	0.25	79.50	81.08
1800 - 1815	0	0	62	0	9	0	0	0	71	71.00
1815 - 1830	0	1	55	0	4	0	2	0	62	64.00
1830 - 1845	0	2	59	0	3	0	1	1	66	67.10
1845 - 1900	0	0	35	0	5	1	0	0	41	41.50
Hourly Total	0	3	211	0	21	1	3	1	240	243.60
Hourly Average	0.00	0.75	52.75	0.00	5.25	0.25	0.75	0.25	60.00	60.90

Session Total	1	28	3234	24	590	139	139	16	4171	4419.60
Session Average	0.02	0.58	67.38	0.50	12.29	2.90	2.90	0.33	86.90	92.08

Kirkby
Classified Junction Count

Site 9 of 12
Simonswood Lane
A5208 County Road (East)
Park Brow Drive
A5208 County Road (West)

Lat/Long
lat 53.478847° lon -2.874411°

Date
Thursday 20 October 2022

Weather
Sunny Intervals
Temp: 14°C

0700 - 1900 (Thursday 12H Session)

	Movement 10.12: Right from A5208 County Road (West) to Park Brow Drive								Original Data	
TIME	P/CYCLE	M/CYCLE	CAR	TAXI	LGV	OGV1	OGV2	BUS/COACH	TOTAL	PCU TOTAL
0700 - 0715	0	0	2	0	0	0	0	0	2	2.00
0715 - 0730	0	0	1	0	1	0	0	0	2	2.00
0730 - 0745	0	0	3	0	0	0	0	0	3	3.00
0745 - 0800	0	0	6	0	0	0	0	0	6	6.00
Hourly Total	0	0	12	0	1	0	0	0	13	13.00
Hourly Average	0.00	0.00	3.00	0.00	0.25	0.00	0.00	0.00	3.25	3.25
0800 - 0815	0	0	9	0	1	0	0	0	10	10.00
0815 - 0830	0	0	14	0	1	0	0	0	15	15.00
0830 - 0845	0	0	20	0	1	0	0	0	21	21.00
0845 - 0900	0	0	21	0	0	0	0	0	21	21.00
Hourly Total	0	0	64	0	3	0	0	0	67	67.00
Hourly Average	0.00	0.00	16.00	0.00	0.75	0.00	0.00	0.00	16.75	16.75
0900 - 0915	0	1	17	0	1	0	0	0	19	18.40
0915 - 0930	0	1	12	1	1	0	0	1	16	16.40
0930 - 0945	0	0	10	0	1	0	0	0	11	11.00
0945 - 1000	0	0	8	0	1	0	0	0	9	9.00
Hourly Total	0	2	47	1	4	0	0	1	55	54.80
Hourly Average	0.00	0.50	11.75	0.25	1.00	0.00	0.00	0.25	13.75	13.70
1000 - 1015	0	1	15	0	0	0	0	0	16	15.40
1015 - 1030	0	1	10	0	0	0	0	0	11	10.40
1030 - 1045	0	0	7	0	0	0	0	0	7	7.00
1045 - 1100	0	0	9	0	2	0	0	0	11	11.00
Hourly Total	0	2	41	0	2	0	0	0	45	43.80
Hourly Average	0.00	0.50	10.25	0.00	0.50	0.00	0.00	0.00	11.25	10.95
1100 - 1115	0	0	11	0	1	0	0	0	12	12.00
1115 - 1130	0	0	1	0	1	0	0	0	2	2.00
1130 - 1145	0	0	7	0	1	0	0	0	8	8.00
1145 - 1200	0	0	13	0	0	0	0	0	13	13.00
Hourly Total	0	0	32	0	3	0	0	0	35	35.00
Hourly Average	0.00	0.00	8.00	0.00	0.75	0.00	0.00	0.00	8.75	8.75
1200 - 1215	0	1	9	1	1	0	0	0	12	11.40
1215 - 1230	0	0	4	1	3	1	0	0	9	9.50
1230 - 1245	0	0	8	0	1	0	0	0	9	9.00
1245 - 1300	0	0	11	0	2	0	0	0	13	13.00
Hourly Total	0	1	32	2	7	1	0	0	43	42.90
Hourly Average	0.00	0.25	8.00	0.50	1.75	0.25	0.00	0.00	10.75	10.73
1300 - 1315	0	0	12	0	1	1	0	0	14	14.50
1315 - 1330	0	0	10	0	3	0	0	0	13	13.00
1330 - 1345	0	0	7	0	1	0	0	0	8	8.00
1345 - 1400	0	0	10	0	0	1	0	0	11	11.50
Hourly Total	0	0	39	0	5	2	0	0	46	47.00
Hourly Average	0.00	0.00	9.75	0.00	1.25	0.50	0.00	0.00	11.50	11.75
1400 - 1415	0	0	6	1	0	0	0	0	7	7.00
1415 - 1430	0	0	12	0	2	0	0	0	14	14.00
1430 - 1445	0	0	9	0	2	0	0	0	11	11.00
1445 - 1500	0	1	20	0	2	0	0	0	23	22.40
Hourly Total	0	1	47	1	6	0	0	0	55	54.40
Hourly Average	0.00	0.25	11.75	0.25	1.50	0.00	0.00	0.00	13.75	13.60
1500 - 1515	0	0	21	1	2	0	0	0	24	24.00
1515 - 1530	0	0	22	1	2	0	0	0	25	25.00
1530 - 1545	0	0	21	2	0	0	0	0	23	23.00
1545 - 1600	0	1	13	0	0	0	0	0	14	13.40
Hourly Total	0	1	77	4	4	0	0	0	86	85.40
Hourly Average	0.00	0.25	19.25	1.00	1.00	0.00	0.00	0.00	21.50	21.35
1600 - 1615	0	0	15	0	3	0	0	0	18	18.00
1615 - 1630	0	1	16	1	4	0	0	0	22	21.40
1630 - 1645	0	0	18	0	1	1	0	0	20	20.50
1645 - 1700	0	0	12	1	2	0	0	0	15	15.00
Hourly Total	0	1	61	2	10	1	0	0	75	74.90
Hourly Average	0.00	0.25	15.25	0.50	2.50	0.25	0.00	0.00	18.75	18.73
1700 - 1715	0	0	19	0	2	0	0	0	21	21.00
1715 - 1730	0	0	21	0	1	0	0	0	22	22.00
1730 - 1745	0	0	21	0	2	0	0	0	23	23.00
1745 - 1800	0	0	21	0	0	0	0	0	21	21.00
Hourly Total	0	0	82	0	5	0	0	0	87	87.00
Hourly Average	0.00	0.00	20.50	0.00	1.25	0.00	0.00	0.00	21.75	21.75
1800 - 1815	0	0	17	0	1	0	0	0	18	18.00
1815 - 1830	0	0	12	0	0	0	0	0	12	12.00
1830 - 1845	0	0	10	0	1	0	0	0	11	11.00
1845 - 1900	0	0	15	0	1	0	0	0	16	16.00
Hourly Total	0	0	54	0	3	0	0	0	57	57.00
Hourly Average	0.00	0.00	13.50	0.00	0.75	0.00	0.00	0.00	14.25	14.25

Session Total	0	8	588	10	53	4	0	1	664	662.20
Session Average	0.00	0.17	12.25	0.21	1.10	0.08	0.00	0.02	13.83	13.80

Kirkby
Classified Junction Count

Site 10 of 12
Arbour Lane
Local Road
A5208 County Road (South)
Broad Lane
A5208 County Road (North)

Lat/Long
lat 53.476854° lon -2.869811°

Date
Thursday 20 October 2022

Weather
Sunny Intervals
Temp: 14°C

0700 - 1900 (Thursday 12H Session)

	Movement 11.1: Left from Arbour Lane to Local Road								Original Data	
TIME	P/CYCLE	M/CYCLE	CAR	TAXI	LGV	OGV1	OGV2	BUS/COACH	TOTAL	PCU TOTAL
0700 - 0715	0	0	2	0	0	1	0	0	3	3.50
0715 - 0730	1	0	1	0	0	0	0	0	2	1.20
0730 - 0745	0	0	0	0	0	0	0	0	0	0.00
0745 - 0800	1	0	1	0	1	0	0	0	3	2.20
Hourly Total	**2**	**0**	**4**	**0**	**1**	**1**	**0**	**0**	8	6.90
Hourly Average	**0.50**	**0.00**	**1.00**	**0.00**	**0.25**	**0.25**	**0.00**	**0.00**	**2.00**	**1.73**
0800 - 0815	0	0	1	0	1	0	0	0	2	2.00
0815 - 0830	0	0	3	0	1	0	0	0	4	4.00
0830 - 0845	0	0	4	0	1	0	0	0	5	5.00
0845 - 0900	0	0	0	0	1	0	0	0	1	1.00
Hourly Total	**0**	**0**	**8**	**0**	**4**	**0**	**0**	**0**	12	12.00
Hourly Average	**0.00**	**0.00**	**2.00**	**0.00**	**1.00**	**0.00**	**0.00**	**0.00**	**3.00**	**3.00**
0900 - 0915	0	0	1	0	0	0	0	0	1	1.00
0915 - 0930	0	0	4	0	0	1	0	0	5	5.50
0930 - 0945	0	0	0	0	1	0	0	0	1	1.00
0945 - 1000	0	0	4	0	0	0	0	0	4	4.00
Hourly Total	**0**	**0**	**9**	**0**	**1**	**1**	**0**	**0**	11	11.50
Hourly Average	**0.00**	**0.00**	**2.25**	**0.00**	**0.25**	**0.25**	**0.00**	**0.00**	**2.75**	**2.88**
1000 - 1015	0	0	0	0	0	0	0	0	0	0.00
1015 - 1030	0	0	4	0	1	1	0	0	6	6.50
1030 - 1045	0	0	2	1	0	0	0	0	3	3.00
1045 - 1100	0	0	2	0	0	0	0	0	2	2.00
Hourly Total	**0**	**0**	**8**	**1**	**1**	**1**	**0**	**0**	11	11.50
Hourly Average	**0.00**	**0.00**	**2.00**	**0.25**	**0.25**	**0.25**	**0.00**	**0.00**	**2.75**	**2.88**
1100 - 1115	0	0	0	0	0	1	0	0	1	1.50
1115 - 1130	0	0	4	0	0	1	0	0	5	5.50
1130 - 1145	0	0	4	0	1	0	0	0	5	5.00
1145 - 1200	0	0	1	0	0	0	0	0	1	1.00
Hourly Total	**0**	**0**	**9**	**0**	**1**	**2**	**0**	**0**	12	13.00
Hourly Average	**0.00**	**0.00**	**2.25**	**0.00**	**0.25**	**0.50**	**0.00**	**0.00**	**3.00**	**3.25**
1200 - 1215	0	0	0	0	1	0	0	0	1	1.00
1215 - 1230	0	0	1	0	0	0	0	0	1	1.00
1230 - 1245	0	0	2	0	0	1	0	0	3	3.50
1245 - 1300	0	0	3	0	0	0	0	0	3	3.00
Hourly Total	**0**	**0**	**6**	**0**	**1**	**1**	**0**	**0**	8	8.50
Hourly Average	**0.00**	**0.00**	**1.50**	**0.00**	**0.25**	**0.25**	**0.00**	**0.00**	**2.00**	**2.13**
1300 - 1315	0	0	1	0	0	0	0	0	1	1.00
1315 - 1330	0	0	0	0	0	0	0	0	0	0.00
1330 - 1345	0	0	2	0	0	0	0	0	2	2.00
1345 - 1400	0	0	2	0	0	0	0	0	2	2.00
Hourly Total	**0**	**0**	**5**	**0**	**0**	**0**	**0**	**0**	5	5.00
Hourly Average	**0.00**	**0.00**	**1.25**	**0.00**	**0.00**	**0.00**	**0.00**	**0.00**	**1.25**	**1.25**
1400 - 1415	0	0	2	0	1	0	0	0	3	3.00
1415 - 1430	0	0	1	0	1	0	0	0	2	2.00
1430 - 1445	0	0	0	0	0	0	0	0	0	0.00
1445 - 1500	0	0	2	0	0	0	0	0	2	2.00
Hourly Total	**0**	**0**	**5**	**0**	**2**	**0**	**0**	**0**	7	7.00
Hourly Average	**0.00**	**0.00**	**1.25**	**0.00**	**0.50**	**0.00**	**0.00**	**0.00**	**1.75**	**1.75**
1500 - 1515	0	0	3	0	0	0	0	0	3	3.00
1515 - 1530	0	0	1	0	0	0	0	0	1	1.00
1530 - 1545	0	0	1	0	0	0	0	0	1	1.00
1545 - 1600	0	0	0	0	1	0	0	0	1	1.00
Hourly Total	**0**	**0**	**5**	**0**	**1**	**0**	**0**	**0**	6	6.00
Hourly Average	**0.00**	**0.00**	**1.25**	**0.00**	**0.25**	**0.00**	**0.00**	**0.00**	**1.50**	**1.50**
1600 - 1615	0	0	1	0	1	0	0	0	2	2.00
1615 - 1630	0	0	0	0	0	0	0	0	0	0.00
1630 - 1645	0	0	1	0	1	0	0	0	2	2.00
1645 - 1700	0	0	2	0	0	0	0	0	2	2.00
Hourly Total	**0**	**0**	**4**	**0**	**2**	**0**	**0**	**0**	6	6.00
Hourly Average	**0.00**	**0.00**	**1.00**	**0.00**	**0.50**	**0.00**	**0.00**	**0.00**	**1.50**	**1.50**
1700 - 1715	0	0	0	0	0	0	0	0	0	0.00
1715 - 1730	0	0	0	0	0	0	0	0	0	0.00
1730 - 1745	0	0	1	0	0	0	0	0	1	1.00
1745 - 1800	0	0	0	0	0	0	0	0	0	0.00
Hourly Total	**0**	**0**	**1**	**0**	**0**	**0**	**0**	**0**	1	1.00
Hourly Average	**0.00**	**0.00**	**0.25**	**0.00**	**0.00**	**0.00**	**0.00**	**0.00**	**0.25**	**0.25**
1800 - 1815	0	0	1	0	1	0	0	0	2	2.00
1815 - 1830	0	0	0	0	0	0	0	0	0	0.00
1830 - 1845	0	0	0	0	0	0	0	0	0	0.00
1845 - 1900	0	0	0	0	0	0	0	0	0	0.00
Hourly Total	**0**	**0**	**1**	**0**	**1**	**0**	**0**	**0**	2	2.00
Hourly Average	**0.00**	**0.00**	**0.25**	**0.00**	**0.25**	**0.00**	**0.00**	**0.00**	**0.50**	**0.50**

Session Total	**2**	**0**	**65**	**1**	**15**	**6**	**0**	**0**	89	90.40
Session Average	**0.04**	**0.00**	**1.35**	**0.02**	**0.31**	**0.13**	**0.00**	**0.00**	**1.85**	**1.88**

Kirkby
Classified Junction Count

Site 10 of 12
Arbour Lane
Local Road
A5208 County Road (South)
Broad Lane
A5208 County Road (North)

Lat/Long
lat 53.476854° lon -2.869811°

Date
Thursday 20 October 2022

Weather
Sunny Intervals
Temp: 14°C

0700 - 1900 (Thursday 12H Session)

	Movement 11.2: Left from Arbour Lane to A5208 County Road (South)								Original Data	
TIME	P/CYCLE	M/CYCLE	CAR	TAXI	LGV	OGV1	OGV2	BUS/COACH	TOTAL	PCU TOTAL
0700 - 0715	0	0	14	0	2	2	1	0	19	21.30
0715 - 0730	0	0	15	0	5	7	2	1	30	37.10
0730 - 0745	0	0	15	0	4	4	3	0	26	31.90
0745 - 0800	0	0	13	0	7	3	0	0	23	24.50
Hourly Total	0	0	57	0	18	16	6	1	98	114.80
Hourly Average	0.00	0.00	14.25	0.00	4.50	4.00	1.50	0.25	24.50	28.70
0800 - 0815	0	0	11	0	7	2	4	0	24	30.20
0815 - 0830	0	0	15	0	2	5	2	0	24	29.10
0830 - 0845	0	0	12	0	4	10	2	0	28	35.60
0845 - 0900	0	0	12	0	10	6	2	0	30	35.60
Hourly Total	0	0	50	0	23	23	10	0	106	130.50
Hourly Average	0.00	0.00	12.50	0.00	5.75	5.75	2.50	0.00	26.50	32.63
0900 - 0915	0	0	12	1	2	1	3	0	19	23.40
0915 - 0930	0	0	10	0	10	6	2	0	28	33.60
0930 - 0945	0	0	11	0	10	4	5	0	30	38.50
0945 - 1000	0	0	19	0	8	8	5	1	41	52.50
Hourly Total	0	0	52	1	30	19	15	1	118	148.00
Hourly Average	0.00	0.00	13.00	0.25	7.50	4.75	3.75	0.25	29.50	37.00
1000 - 1015	0	0	19	0	7	3	0	0	29	30.50
1015 - 1030	0	0	21	0	9	4	0	0	34	36.00
1030 - 1045	0	0	22	0	10	2	2	0	36	39.60
1045 - 1100	0	0	19	0	3	4	2	1	29	34.60
Hourly Total	0	0	81	0	29	13	4	1	128	140.70
Hourly Average	0.00	0.00	20.25	0.00	7.25	3.25	1.00	0.25	32.00	35.18
1100 - 1115	0	0	20	0	8	2	2	0	32	35.60
1115 - 1130	0	0	16	0	8	2	2	0	28	31.60
1130 - 1145	0	0	16	0	4	4	1	0	25	28.30
1145 - 1200	0	0	18	0	12	6	3	0	39	45.90
Hourly Total	0	0	70	0	32	14	8	0	124	141.40
Hourly Average	0.00	0.00	17.50	0.00	8.00	3.50	2.00	0.00	31.00	35.35
1200 - 1215	0	0	20	1	7	5	1	0	34	37.80
1215 - 1230	0	0	12	0	15	3	6	0	36	45.30
1230 - 1245	0	0	16	0	7	3	3	0	29	34.40
1245 - 1300	0	0	9	0	4	3	3	0	19	24.40
Hourly Total	0	0	57	1	33	14	13	0	118	141.90
Hourly Average	0.00	0.00	14.25	0.25	8.25	3.50	3.25	0.00	29.50	35.48
1300 - 1315	0	0	16	1	9	6	2	0	34	39.60
1315 - 1330	0	0	23	0	6	5	2	0	36	41.10
1330 - 1345	0	0	12	0	7	3	3	0	25	30.40
1345 - 1400	0	0	25	1	9	2	2	0	39	42.60
Hourly Total	0	0	76	2	31	16	9	0	134	153.70
Hourly Average	0.00	0.00	19.00	0.50	7.75	4.00	2.25	0.00	33.50	38.43
1400 - 1415	0	0	29	0	5	4	2	0	40	44.60
1415 - 1430	0	0	22	0	8	2	4	0	36	42.20
1430 - 1445	0	0	21	0	10	4	1	0	36	39.30
1445 - 1500	0	0	23	0	7	5	3	1	39	46.40
Hourly Total	0	0	95	0	30	15	10	1	151	172.50
Hourly Average	0.00	0.00	23.75	0.00	7.50	3.75	2.50	0.25	37.75	43.13
1500 - 1515	0	0	29	0	10	6	2	0	47	52.60
1515 - 1530	0	0	24	0	11	3	0	0	38	39.50
1530 - 1545	0	1	31	0	8	6	1	0	47	50.70
1545 - 1600	0	0	35	1	9	3	1	0	49	51.80
Hourly Total	0	1	119	1	38	18	4	0	181	194.60
Hourly Average	0.00	0.25	29.75	0.25	9.50	4.50	1.00	0.00	45.25	48.65
1600 - 1615	0	0	45	0	6	2	3	0	56	60.90
1615 - 1630	0	0	38	0	3	1	2	0	44	47.10
1630 - 1645	0	0	57	0	6	1	2	0	66	69.10
1645 - 1700	1	0	37	0	6	1	1	0	46	47.00
Hourly Total	1	0	177	0	21	5	8	0	212	224.10
Hourly Average	0.25	0.00	44.25	0.00	5.25	1.25	2.00	0.00	53.00	56.03
1700 - 1715	1	0	53	1	3	0	3	0	61	64.10
1715 - 1730	0	0	23	1	7	0	1	0	32	33.30
1730 - 1745	0	0	35	0	4	0	2	0	41	43.60
1745 - 1800	0	0	26	1	4	0	0	0	31	31.00
Hourly Total	1	0	137	3	18	0	6	0	165	172.00
Hourly Average	0.25	0.00	34.25	0.75	4.50	0.00	1.50	0.00	41.25	43.00
1800 - 1815	0	0	38	0	3	0	2	0	43	45.60
1815 - 1830	0	0	17	0	2	0	2	0	21	23.60
1830 - 1845	0	0	25	0	4	1	0	0	30	30.50
1845 - 1900	0	0	17	0	1	0	1	0	19	20.30
Hourly Total	0	0	97	0	10	1	5	0	113	120.00
Hourly Average	0.00	0.00	24.25	0.00	2.50	0.25	1.25	0.00	28.25	30.00

Session Total	2	1	1068	8	313	154	98	4	1648	1854.20
Session Average	0.04	0.02	22.25	0.17	6.52	3.21	2.04	0.08	34.33	38.63

Kirkby
Classified Junction Count

Site 10 of 12
Arbour Lane
Local Road
A5208 County Road (South)
Broad Lane
A5208 County Road (North)

Lat/Long
lat 53.476854° lon -2.869811°

Date
Thursday 20 October 2022

Weather
Sunny Intervals
Temp: 14°C

0700 - 1900 (Thursday 12H Session)

	Movement 11.3: Westbound from Arbour Lane to Broad Lane								Original Data	
TIME	P/CYCLE	M/CYCLE	CAR	TAXI	LGV	OGV1	OGV2	BUS/COACH	TOTAL	PCU TOTAL
0700 - 0715	0	0	3	1	1	0	0	0	5	5.00
0715 - 0730	0	0	3	0	0	1	0	0	4	4.50
0730 - 0745	0	0	3	0	2	0	0	0	5	5.00
0745 - 0800	0	0	3	0	1	0	0	1	5	6.00
Hourly Total	**0**	**0**	**12**	**1**	**4**	**1**	**0**	**1**	**19**	**20.50**
Hourly Average	**0.00**	**0.00**	**3.00**	**0.25**	**1.00**	**0.25**	**0.00**	**0.25**	**4.75**	**5.13**
0800 - 0815	0	0	4	2	1	0	0	0	7	7.00
0815 - 0830	0	0	0	0	1	0	0	0	1	1.00
0830 - 0845	0	0	5	0	0	0	0	0	5	5.00
0845 - 0900	0	0	0	0	0	0	0	0	0	0.00
Hourly Total	**0**	**0**	**9**	**2**	**2**	**0**	**0**	**0**	13	**13.00**
Hourly Average	**0.00**	**0.00**	**2.25**	**0.50**	**0.50**	**0.00**	**0.00**	**0.00**	**3.25**	**3.25**
0900 - 0915	0	0	3	1	0	0	0	0	4	4.00
0915 - 0930	0	0	5	1	0	0	0	0	6	6.00
0930 - 0945	0	0	3	0	1	0	0	0	4	4.00
0945 - 1000	0	0	2	0	2	0	0	0	4	4.00
Hourly Total	**0**	**0**	**13**	**2**	**3**	**0**	**0**	**0**	18	**18.00**
Hourly Average	**0.00**	**0.00**	**3.25**	**0.50**	**0.75**	**0.00**	**0.00**	**0.00**	**4.50**	**4.50**
1000 - 1015	0	0	6	1	1	0	0	0	8	8.00
1015 - 1030	0	0	2	0	1	0	0	0	3	3.00
1030 - 1045	0	0	5	0	1	0	0	0	6	6.00
1045 - 1100	1	0	6	0	0	1	0	0	8	7.70
Hourly Total	**1**	**0**	**19**	**1**	**3**	**1**	**0**	**0**	25	**24.70**
Hourly Average	**0.25**	**0.00**	**4.75**	**0.25**	**0.75**	**0.25**	**0.00**	**0.00**	**6.25**	**6.18**
1100 - 1115	0	0	1	0	1	1	0	0	3	3.50
1115 - 1130	0	0	5	0	2	0	0	0	7	7.00
1130 - 1145	0	0	5	0	0	0	0	0	5	5.00
1145 - 1200	0	0	1	0	1	1	0	0	3	3.50
Hourly Total	**0**	**0**	**12**	**0**	**4**	**2**	**0**	**0**	18	**19.00**
Hourly Average	**0.00**	**0.00**	**3.00**	**0.00**	**1.00**	**0.50**	**0.00**	**0.00**	**4.50**	**4.75**
1200 - 1215	0	0	6	0	0	0	0	0	6	6.00
1215 - 1230	0	0	5	0	1	0	0	0	6	6.00
1230 - 1245	0	0	4	0	1	2	0	0	7	8.00
1245 - 1300	0	0	8	0	1	0	0	0	9	9.00
Hourly Total	**0**	**0**	**23**	**0**	**3**	**2**	**0**	**0**	28	**29.00**
Hourly Average	**0.00**	**0.00**	**5.75**	**0.00**	**0.75**	**0.50**	**0.00**	**0.00**	**7.00**	**7.25**
1300 - 1315	0	0	6	0	0	0	0	0	6	6.00
1315 - 1330	0	0	5	0	1	0	0	0	6	6.00
1330 - 1345	0	0	5	0	0	0	0	0	5	5.00
1345 - 1400	0	0	3	0	1	0	0	0	4	4.00
Hourly Total	**0**	**0**	**19**	**0**	**2**	**0**	**0**	**0**	21	**21.00**
Hourly Average	**0.00**	**0.00**	**4.75**	**0.00**	**0.50**	**0.00**	**0.00**	**0.00**	**5.25**	**5.25**
1400 - 1415	0	0	2	0	2	0	0	0	4	4.00
1415 - 1430	0	0	4	1	1	0	0	0	6	6.00
1430 - 1445	0	0	5	0	1	0	0	0	6	6.00
1445 - 1500	0	0	11	0	0	0	0	1	12	13.00
Hourly Total	**0**	**0**	**22**	**1**	**4**	**0**	**0**	**1**	28	**29.00**
Hourly Average	**0.00**	**0.00**	**5.50**	**0.25**	**1.00**	**0.00**	**0.00**	**0.25**	**7.00**	**7.25**
1500 - 1515	0	0	7	0	1	0	0	1	9	10.00
1515 - 1530	0	0	7	0	0	0	0	0	7	7.00
1530 - 1545	0	0	5	0	3	0	0	0	8	8.00
1545 - 1600	0	0	3	0	1	0	0	0	4	4.00
Hourly Total	**0**	**0**	**22**	**0**	**5**	**0**	**0**	**1**	28	**29.00**
Hourly Average	**0.00**	**0.00**	**5.50**	**0.00**	**1.25**	**0.00**	**0.00**	**0.25**	**7.00**	**7.25**
1600 - 1615	0	0	13	1	3	0	0	0	17	17.00
1615 - 1630	0	0	9	1	2	0	0	0	12	12.00
1630 - 1645	0	0	21	1	2	1	0	0	25	25.50
1645 - 1700	0	0	6	0	3	0	0	0	9	9.00
Hourly Total	**0**	**0**	**49**	**3**	**10**	**1**	**0**	**0**	63	**63.50**
Hourly Average	**0.00**	**0.00**	**12.25**	**0.75**	**2.50**	**0.25**	**0.00**	**0.00**	**15.75**	**15.88**
1700 - 1715	0	0	28	0	7	0	0	0	35	35.00
1715 - 1730	0	0	4	0	0	0	0	0	4	4.00
1730 - 1745	0	0	12	0	1	0	0	0	13	13.00
1745 - 1800	0	0	8	0	0	0	0	0	8	8.00
Hourly Total	**0**	**0**	**52**	**0**	**8**	**0**	**0**	**0**	60	**60.00**
Hourly Average	**0.00**	**0.00**	**13.00**	**0.00**	**2.00**	**0.00**	**0.00**	**0.00**	**15.00**	**15.00**
1800 - 1815	0	0	2	0	1	0	0	0	3	3.00
1815 - 1830	0	0	4	0	1	0	0	0	5	5.00
1830 - 1845	0	0	2	0	1	0	0	0	3	3.00
1845 - 1900	0	0	6	0	1	0	0	0	7	7.00
Hourly Total	**0**	**0**	**14**	**0**	**4**	**0**	**0**	**0**	18	**18.00**
Hourly Average	**0.00**	**0.00**	**3.50**	**0.00**	**1.00**	**0.00**	**0.00**	**0.00**	**4.50**	**4.50**

Session Total	**1**	**0**	**266**	**10**	**52**	**7**	**0**	**3**	**339**	**344.70**
Session Average	**0.02**	**0.00**	**5.54**	**0.21**	**1.08**	**0.15**	**0.00**	**0.06**	**7.06**	**7.18**

Kirkby
Classified Junction Count

Site 10 of 12
Arbour Lane
Local Road
A5208 County Road (South)
Broad Lane
A5208 County Road (North)

Lat/Long
lat 53.476854° lon -2.869811°

Date
Thursday 20 October 2022

Weather
Sunny Intervals
Temp: 14°C

0700 - 1900 (Thursday 12H Session)

	Movement 11.4: Right from Arbour Lane to A5208 County Road (North)								Original Data	
TIME	P/CYCLE	M/CYCLE	CAR	TAXI	LGV	OGV1	OGV2	BUS/COACH	TOTAL	PCU TOTAL
0700 - 0715	0	0	10	0	1	0	1	0	12	13.30
0715 - 0730	0	0	9	0	3	2	0	0	14	15.00
0730 - 0745	0	0	10	0	2	0	0	0	12	12.00
0745 - 0800	0	0	19	1	5	1	1	0	27	28.80
Hourly Total	0	0	48	1	11	3	2	0	65	69.10
Hourly Average	0.00	0.00	12.00	0.25	2.75	0.75	0.50	0.00	16.25	17.28
0800 - 0815	0	0	14	0	2	1	1	0	18	19.80
0815 - 0830	0	0	8	0	1	1	0	0	10	10.50
0830 - 0845	0	0	8	0	3	1	2	0	14	17.10
0845 - 0900	0	0	10	1	2	0	1	0	14	15.30
Hourly Total	0	0	40	1	8	3	4	0	56	62.70
Hourly Average	0.00	0.00	10.00	0.25	2.00	0.75	1.00	0.00	14.00	15.68
0900 - 0915	0	0	15	2	2	0	0	0	19	19.00
0915 - 0930	0	0	8	2	3	0	1	0	14	15.30
0930 - 0945	0	1	11	2	0	0	0	0	14	13.40
0945 - 1000	0	0	7	0	3	1	1	0	12	13.80
Hourly Total	0	1	41	6	8	1	2	0	59	61.50
Hourly Average	0.00	0.25	10.25	1.50	2.00	0.25	0.50	0.00	14.75	15.38
1000 - 1015	0	0	7	0	4	1	0	0	12	12.50
1015 - 1030	0	0	10	0	2	0	0	0	12	12.00
1030 - 1045	0	0	13	0	0	0	1	0	14	15.30
1045 - 1100	0	0	16	0	4	1	1	0	22	23.80
Hourly Total	0	0	46	0	10	2	2	0	60	63.60
Hourly Average	0.00	0.00	11.50	0.00	2.50	0.50	0.50	0.00	15.00	15.90
1100 - 1115	0	0	15	0	1	1	0	0	17	17.50
1115 - 1130	0	0	17	0	0	1	0	0	18	18.50
1130 - 1145	0	0	12	1	4	0	0	0	17	17.00
1145 - 1200	0	0	19	1	2	1	0	0	23	23.50
Hourly Total	0	0	63	2	7	3	0	0	75	76.50
Hourly Average	0.00	0.00	15.75	0.50	1.75	0.75	0.00	0.00	18.75	19.13
1200 - 1215	0	0	14	1	1	0	0	0	16	16.00
1215 - 1230	0	0	17	0	3	0	1	0	21	22.30
1230 - 1245	0	0	26	0	1	1	3	0	31	35.40
1245 - 1300	0	0	14	0	5	0	1	0	20	21.30
Hourly Total	0	0	71	1	10	1	5	0	88	95.00
Hourly Average	0.00	0.00	17.75	0.25	2.50	0.25	1.25	0.00	22.00	23.75
1300 - 1315	0	0	19	0	4	0	0	0	23	23.00
1315 - 1330	0	0	15	0	2	1	0	0	18	18.50
1330 - 1345	0	0	10	0	3	2	0	0	15	16.00
1345 - 1400	0	0	17	0	2	0	0	0	19	19.00
Hourly Total	0	0	61	0	11	3	0	0	75	76.50
Hourly Average	0.00	0.00	15.25	0.00	2.75	0.75	0.00	0.00	18.75	19.13
1400 - 1415	0	0	14	0	1	2	0	0	17	18.00
1415 - 1430	0	0	10	0	5	1	0	0	16	16.50
1430 - 1445	0	0	20	1	5	4	0	1	31	34.00
1445 - 1500	0	0	16	1	3	1	2	0	23	26.10
Hourly Total	0	0	60	2	14	8	2	1	87	94.60
Hourly Average	0.00	0.00	15.00	0.50	3.50	2.00	0.50	0.25	21.75	23.65
1500 - 1515	0	0	19	1	4	1	0	0	25	25.50
1515 - 1530	0	0	18	0	8	2	0	0	28	29.00
1530 - 1545	0	0	17	0	1	1	0	0	19	19.50
1545 - 1600	0	0	17	2	4	1	1	0	25	26.80
Hourly Total	0	0	71	3	17	5	1	0	97	100.80
Hourly Average	0.00	0.00	17.75	0.75	4.25	1.25	0.25	0.00	24.25	25.20
1600 - 1615	0	0	31	1	2	1	0	0	35	35.50
1615 - 1630	0	0	33	1	9	1	1	0	45	46.80
1630 - 1645	0	0	46	4	7	0	0	0	57	57.00
1645 - 1700	0	0	36	0	3	1	0	0	40	40.50
Hourly Total	0	0	146	6	21	3	1	0	177	179.80
Hourly Average	0.00	0.00	36.50	1.50	5.25	0.75	0.25	0.00	44.25	44.95
1700 - 1715	0	0	47	0	3	0	0	0	50	50.00
1715 - 1730	0	0	18	0	2	1	0	0	21	21.50
1730 - 1745	0	0	12	0	2	0	0	0	14	14.00
1745 - 1800	0	0	17	0	3	0	0	0	20	20.00
Hourly Total	0	0	94	0	10	1	0	0	105	105.50
Hourly Average	0.00	0.00	23.50	0.00	2.50	0.25	0.00	0.00	26.25	26.38
1800 - 1815	0	0	26	1	1	0	0	0	28	28.00
1815 - 1830	0	0	15	0	3	0	0	0	18	18.00
1830 - 1845	0	0	15	0	0	0	0	0	15	15.00
1845 - 1900	0	0	22	0	3	0	0	0	25	25.00
Hourly Total	0	0	78	1	7	0	0	0	86	86.00
Hourly Average	0.00	0.00	19.50	0.25	1.75	0.00	0.00	0.00	21.50	21.50

Session Total	0	1	819	23	134	33	19	1	1030	1071.60
Session Average	0.00	0.02	17.06	0.48	2.79	0.69	0.40	0.02	21.46	22.33

Kirkby
Classified Junction Count

Site 10 of 12
Arbour Lane
Local Road
A5208 County Road (South)
Broad Lane
A5208 County Road (North)

Lat/Long
lat 53.476854° lon -2.869811°

Date
Thursday 20 October 2022

Weather
Sunny Intervals
Temp: 14°C

0700 - 1900 (Thursday 12H Session)

	Movement 11.5: U-Turn from Arbour Lane to Arbour Lane								Original Data	
TIME	P/CYCLE	M/CYCLE	CAR	TAXI	LGV	OGV1	OGV2	BUS/COACH	TOTAL	PCU TOTAL
0700 - 0715	0	0	0	0	0	0	0	0	0	0.00
0715 - 0730	0	0	0	0	0	0	0	0	0	0.00
0730 - 0745	0	0	0	0	0	0	0	0	0	0.00
0745 - 0800	0	0	0	0	0	0	0	0	0	0.00
Hourly Total	0	0	0	0	0	0	0	0	0	0.00
Hourly Average	0.00	0.00	0.00	0.00	0.00	0.00	0.00	0.00	0.00	0.00
0800 - 0815	0	0	0	0	0	0	0	0	0	0.00
0815 - 0830	0	0	0	0	0	0	0	0	0	0.00
0830 - 0845	0	0	0	0	0	0	0	0	0	0.00
0845 - 0900	0	0	0	0	0	0	0	0	0	0.00
Hourly Total	0	0	0	0	0	0	0	0	0	0.00
Hourly Average	0.00	0.00	0.00	0.00	0.00	0.00	0.00	0.00	0.00	0.00
0900 - 0915	0	0	0	0	0	0	0	0	0	0.00
0915 - 0930	0	0	1	0	0	0	0	0	1	1.00
0930 - 0945	0	0	0	0	0	0	0	0	0	0.00
0945 - 1000	0	0	0	0	0	0	0	0	0	0.00
Hourly Total	0	0	1	0	0	0	0	0	1	1.00
Hourly Average	0.00	0.00	0.25	0.00	0.00	0.00	0.00	0.00	0.25	0.25
1000 - 1015	0	0	0	0	0	0	0	0	0	0.00
1015 - 1030	0	0	0	0	0	0	0	0	0	0.00
1030 - 1045	0	0	0	0	0	0	0	0	0	0.00
1045 - 1100	0	0	0	0	0	0	0	0	0	0.00
Hourly Total	0	0	0	0	0	0	0	0	0	0.00
Hourly Average	0.00	0.00	0.00	0.00	0.00	0.00	0.00	0.00	0.00	0.00
1100 - 1115	0	0	0	0	0	0	0	0	0	0.00
1115 - 1130	0	0	0	0	0	0	0	0	0	0.00
1130 - 1145	0	0	0	0	0	0	0	0	0	0.00
1145 - 1200	0	0	0	0	0	0	0	0	0	0.00
Hourly Total	0	0	0	0	0	0	0	0	0	0.00
Hourly Average	0.00	0.00	0.00	0.00	0.00	0.00	0.00	0.00	0.00	0.00
1200 - 1215	0	0	0	0	0	0	0	0	0	0.00
1215 - 1230	0	0	0	0	0	0	0	0	0	0.00
1230 - 1245	0	0	0	0	0	0	0	0	0	0.00
1245 - 1300	0	0	0	0	0	0	0	0	0	0.00
Hourly Total	0	0	0	0	0	0	0	0	0	0.00
Hourly Average	0.00	0.00	0.00	0.00	0.00	0.00	0.00	0.00	0.00	0.00
1300 - 1315	0	0	0	0	0	0	0	0	0	0.00
1315 - 1330	0	0	0	0	0	0	0	0	0	0.00
1330 - 1345	0	0	0	0	0	0	0	0	0	0.00
1345 - 1400	0	0	0	0	0	0	0	0	0	0.00
Hourly Total	0	0	0	0	0	0	0	0	0	0.00
Hourly Average	0.00	0.00	0.00	0.00	0.00	0.00	0.00	0.00	0.00	0.00
1400 - 1415	0	0	0	0	0	0	0	0	0	0.00
1415 - 1430	0	0	0	0	0	0	0	0	0	0.00
1430 - 1445	0	0	0	0	0	0	0	0	0	0.00
1445 - 1500	0	0	0	0	0	0	0	0	0	0.00
Hourly Total	0	0	0	0	0	0	0	0	0	0.00
Hourly Average	0.00	0.00	0.00	0.00	0.00	0.00	0.00	0.00	0.00	0.00
1500 - 1515	0	0	0	0	0	0	0	0	0	0.00
1515 - 1530	0	0	0	0	0	0	0	0	0	0.00
1530 - 1545	0	0	1	0	0	0	0	0	1	1.00
1545 - 1600	0	0	0	0	0	0	0	0	0	0.00
Hourly Total	0	0	1	0	0	0	0	0	1	1.00
Hourly Average	0.00	0.00	0.25	0.00	0.00	0.00	0.00	0.00	0.25	0.25
1600 - 1615	0	0	0	0	0	0	0	0	0	0.00
1615 - 1630	0	0	0	0	0	0	0	0	0	0.00
1630 - 1645	0	0	0	0	0	0	0	0	0	0.00
1645 - 1700	0	0	0	0	0	0	0	0	0	0.00
Hourly Total	0	0	0	0	0	0	0	0	0	0.00
Hourly Average	0.00	0.00	0.00	0.00	0.00	0.00	0.00	0.00	0.00	0.00
1700 - 1715	0	0	0	0	0	0	0	0	0	0.00
1715 - 1730	0	0	0	0	0	0	0	0	0	0.00
1730 - 1745	0	0	0	0	0	0	0	0	0	0.00
1745 - 1800	0	0	1	0	0	0	0	0	1	1.00
Hourly Total	0	0	1	0	0	0	0	0	1	1.00
Hourly Average	0.00	0.00	0.25	0.00	0.00	0.00	0.00	0.00	0.25	0.25
1800 - 1815	0	0	0	0	0	0	0	0	0	0.00
1815 - 1830	0	0	0	0	0	0	0	0	0	0.00
1830 - 1845	0	0	0	0	0	0	0	0	0	0.00
1845 - 1900	0	0	0	0	0	0	0	0	0	0.00
Hourly Total	0	0	0	0	0	0	0	0	0	0.00
Hourly Average	0.00	0.00	0.00	0.00	0.00	0.00	0.00	0.00	0.00	0.00

Session Total	0	0	3	0	0	0	0	0	3	3.00
Session Average	0.00	0.00	0.06	0.00	0.00	0.00	0.00	0.00	0.06	0.06

Kirkby
Classified Junction Count

Site 10 of 12
Arbour Lane
Local Road
A5208 County Road (South)
Broad Lane
A5208 County Road (North)

Lat/Long
lat 53.476854° lon -2.869811°

Date
Thursday 20 October 2022

Weather
Sunny Intervals
Temp: 14°C

0700 - 1900 (Thursday 12H Session)

	Movement 11.6: Left from Local Road to A5208 County Road (South)								Original Data	
TIME	P/CYCLE	M/CYCLE	CAR	TAXI	LGV	OGV1	OGV2	BUS/COACH	TOTAL	PCU TOTAL
0700 - 0715	0	0	5	0	1	0	0	0	6	6.00
0715 - 0730	0	0	8	0	2	0	0	0	10	10.00
0730 - 0745	0	0	2	0	4	0	1	0	7	8.30
0745 - 0800	0	0	5	0	3	0	0	0	8	8.00
Hourly Total	0	0	20	0	10	0	1	0	31	32.30
Hourly Average	0.00	0.00	5.00	0.00	2.50	0.00	0.25	0.00	7.75	8.08
0800 - 0815	0	0	7	0	4	0	0	0	11	11.00
0815 - 0830	0	0	8	0	3	0	0	0	11	11.00
0830 - 0845	0	0	8	0	0	0	0	0	8	8.00
0845 - 0900	0	0	9	0	6	0	1	0	16	17.30
Hourly Total	0	0	32	0	13	0	1	0	46	47.30
Hourly Average	0.00	0.00	8.00	0.00	3.25	0.00	0.25	0.00	11.50	11.83
0900 - 0915	0	0	17	0	4	0	0	0	21	21.00
0915 - 0930	0	0	13	0	3	0	0	0	16	16.00
0930 - 0945	0	0	6	0	3	0	0	0	9	9.00
0945 - 1000	0	0	10	0	4	0	0	0	14	14.00
Hourly Total	0	0	46	0	14	0	0	0	60	60.00
Hourly Average	0.00	0.00	11.50	0.00	3.50	0.00	0.00	0.00	15.00	15.00
1000 - 1015	0	0	4	0	2	0	0	0	6	6.00
1015 - 1030	0	0	8	0	1	0	0	0	9	9.00
1030 - 1045	0	0	4	0	3	1	0	0	8	8.50
1045 - 1100	0	0	4	0	3	0	0	0	7	7.00
Hourly Total	0	0	20	0	9	1	0	0	30	30.50
Hourly Average	0.00	0.00	5.00	0.00	2.25	0.25	0.00	0.00	7.50	7.63
1100 - 1115	0	0	3	0	5	0	0	0	8	8.00
1115 - 1130	0	0	8	0	4	1	0	0	13	13.50
1130 - 1145	0	0	10	0	4	0	0	0	14	14.00
1145 - 1200	0	0	6	0	3	1	0	0	10	10.50
Hourly Total	0	0	27	0	16	2	0	0	45	46.00
Hourly Average	0.00	0.00	6.75	0.00	4.00	0.50	0.00	0.00	11.25	11.50
1200 - 1215	0	0	7	0	2	0	0	0	9	9.00
1215 - 1230	0	0	4	0	3	0	0	0	7	7.00
1230 - 1245	0	0	7	0	2	1	0	0	10	10.50
1245 - 1300	0	0	7	0	2	1	0	0	10	10.50
Hourly Total	0	0	25	0	9	2	0	0	36	37.00
Hourly Average	0.00	0.00	6.25	0.00	2.25	0.50	0.00	0.00	9.00	9.25
1300 - 1315	0	0	3	0	2	0	0	0	5	5.00
1315 - 1330	0	0	5	0	4	0	0	0	9	9.00
1330 - 1345	0	0	12	0	6	0	0	0	18	18.00
1345 - 1400	1	0	6	0	2	0	0	0	9	8.20
Hourly Total	1	0	26	0	14	0	0	0	41	40.20
Hourly Average	0.25	0.00	6.50	0.00	3.50	0.00	0.00	0.00	10.25	10.05
1400 - 1415	1	0	4	0	2	0	0	0	7	6.20
1415 - 1430	0	0	4	0	2	0	0	0	6	6.00
1430 - 1445	0	0	3	0	5	0	0	0	8	8.00
1445 - 1500	0	0	4	0	4	0	0	0	8	8.00
Hourly Total	1	0	15	0	13	0	0	0	29	28.20
Hourly Average	0.25	0.00	3.75	0.00	3.25	0.00	0.00	0.00	7.25	7.05
1500 - 1515	0	0	5	0	0	0	0	0	5	5.00
1515 - 1530	0	0	3	0	1	0	0	0	4	4.00
1530 - 1545	0	0	0	0	1	0	0	0	1	1.00
1545 - 1600	0	0	4	0	3	0	0	0	7	7.00
Hourly Total	0	0	12	0	5	0	0	0	17	17.00
Hourly Average	0.00	0.00	3.00	0.00	1.25	0.00	0.00	0.00	4.25	4.25
1600 - 1615	0	0	3	0	0	0	0	0	3	3.00
1615 - 1630	0	0	4	0	0	0	0	0	4	4.00
1630 - 1645	0	0	5	0	1	0	0	0	6	6.00
1645 - 1700	0	0	8	0	1	0	0	0	9	9.00
Hourly Total	0	0	20	0	2	0	0	0	22	22.00
Hourly Average	0.00	0.00	5.00	0.00	0.50	0.00	0.00	0.00	5.50	5.50
1700 - 1715	0	0	3	0	2	0	0	0	5	5.00
1715 - 1730	0	0	1	0	1	0	0	0	2	2.00
1730 - 1745	0	0	1	0	2	0	0	0	3	3.00
1745 - 1800	0	0	1	0	1	0	0	0	2	2.00
Hourly Total	0	0	6	0	6	0	0	0	12	12.00
Hourly Average	0.00	0.00	1.50	0.00	1.50	0.00	0.00	0.00	3.00	3.00
1800 - 1815	0	0	2	0	0	0	0	0	2	2.00
1815 - 1830	0	1	5	0	1	0	0	0	7	6.40
1830 - 1845	0	0	1	0	1	0	0	0	2	2.00
1845 - 1900	0	0	1	0	0	0	0	0	1	1.00
Hourly Total	0	1	9	0	2	0	0	0	12	11.40
Hourly Average	0.00	0.25	2.25	0.00	0.50	0.00	0.00	0.00	3.00	2.85

Session Total	2	1	258	0	113	5	2	0	381	383.90
Session Average	0.04	0.02	5.38	0.00	2.35	0.10	0.04	0.00	7.94	8.00

Kirkby
Classified Junction Count

Site 10 of 12
Arbour Lane
Local Road
A5208 County Road (South)
Broad Lane
A5208 County Road (North)

Lat/Long
lat 53.476854° lon -2.869811°

Date
Thursday 20 October 2022

Weather
Sunny Intervals
Temp: 14°C

0700 - 1900 (Thursday 12H Session)

	Movement 11.7: Left from Local Road to Broad Lane								Original Data	
TIME	P/CYCLE	M/CYCLE	CAR	TAXI	LGV	OGV1	OGV2	BUS/COACH	TOTAL	PCU TOTAL
0700 - 0715	0	0	2	0	0	0	0	0	2	2.00
0715 - 0730	0	0	1	0	0	0	0	0	1	1.00
0730 - 0745	0	0	0	0	0	0	0	0	0	0.00
0745 - 0800	0	0	3	0	0	0	0	0	3	3.00
Hourly Total	0	0	6	0	0	0	0	0	6	6.00
Hourly Average	0.00	0.00	1.50	0.00	0.00	0.00	0.00	0.00	1.50	1.50
0800 - 0815	0	0	1	0	1	0	0	0	2	2.00
0815 - 0830	0	0	1	0	0	1	0	0	2	2.50
0830 - 0845	0	0	4	0	0	0	0	0	4	4.00
0845 - 0900	0	0	1	0	1	0	0	0	2	2.00
Hourly Total	0	0	7	0	2	1	0	0	10	10.50
Hourly Average	0.00	0.00	1.75	0.00	0.50	0.25	0.00	0.00	2.50	2.63
0900 - 0915	0	0	1	0	0	0	0	0	1	1.00
0915 - 0930	0	0	6	0	0	0	0	0	6	6.00
0930 - 0945	0	0	0	0	1	0	0	0	1	1.00
0945 - 1000	0	0	1	0	0	0	0	0	1	1.00
Hourly Total	0	0	8	0	1	0	0	0	9	9.00
Hourly Average	0.00	0.00	2.00	0.00	0.25	0.00	0.00	0.00	2.25	2.25
1000 - 1015	0	0	2	0	1	0	0	0	3	3.00
1015 - 1030	0	0	2	0	0	0	0	0	2	2.00
1030 - 1045	0	0	0	0	1	0	0	0	1	1.00
1045 - 1100	0	0	0	0	0	0	0	0	0	0.00
Hourly Total	0	0	4	0	2	0	0	0	6	6.00
Hourly Average	0.00	0.00	1.00	0.00	0.50	0.00	0.00	0.00	1.50	1.50
1100 - 1115	0	0	0	0	0	0	0	0	0	0.00
1115 - 1130	0	0	0	0	0	0	0	0	0	0.00
1130 - 1145	0	0	1	0	0	0	0	0	1	1.00
1145 - 1200	0	0	2	0	0	0	0	0	2	2.00
Hourly Total	0	0	3	0	0	0	0	0	3	3.00
Hourly Average	0.00	0.00	0.75	0.00	0.00	0.00	0.00	0.00	0.75	0.75
1200 - 1215	0	0	1	0	0	0	0	0	1	1.00
1215 - 1230	0	0	1	0	0	0	0	0	1	1.00
1230 - 1245	0	0	2	0	0	0	0	0	2	2.00
1245 - 1300	0	0	1	0	0	0	0	0	1	1.00
Hourly Total	0	0	5	0	0	0	0	0	5	5.00
Hourly Average	0.00	0.00	1.25	0.00	0.00	0.00	0.00	0.00	1.25	1.25
1300 - 1315	0	0	4	0	1	0	0	0	5	5.00
1315 - 1330	0	0	0	0	0	0	0	0	0	0.00
1330 - 1345	0	0	1	0	1	0	0	0	2	2.00
1345 - 1400	0	0	1	0	0	0	0	0	1	1.00
Hourly Total	0	0	6	0	2	0	0	0	8	8.00
Hourly Average	0.00	0.00	1.50	0.00	0.50	0.00	0.00	0.00	2.00	2.00
1400 - 1415	0	0	0	0	0	0	0	0	0	0.00
1415 - 1430	0	0	1	0	0	0	0	0	1	1.00
1430 - 1445	0	0	3	0	0	0	0	0	3	3.00
1445 - 1500	0	0	0	0	0	0	0	0	0	0.00
Hourly Total	0	0	4	0	0	0	0	0	4	4.00
Hourly Average	0.00	0.00	1.00	0.00	0.00	0.00	0.00	0.00	1.00	1.00
1500 - 1515	0	0	1	0	0	0	0	0	1	1.00
1515 - 1530	0	0	5	0	0	0	0	0	5	5.00
1530 - 1545	0	0	1	0	0	0	0	0	1	1.00
1545 - 1600	0	0	0	0	0	0	0	0	0	0.00
Hourly Total	0	0	7	0	0	0	0	0	7	7.00
Hourly Average	0.00	0.00	1.75	0.00	0.00	0.00	0.00	0.00	1.75	1.75
1600 - 1615	0	0	1	0	2	0	0	0	3	3.00
1615 - 1630	0	0	0	0	1	0	0	0	1	1.00
1630 - 1645	0	0	0	0	1	0	0	0	1	1.00
1645 - 1700	0	0	1	0	0	0	0	0	1	1.00
Hourly Total	0	0	2	0	4	0	0	0	6	6.00
Hourly Average	0.00	0.00	0.50	0.00	1.00	0.00	0.00	0.00	1.50	1.50
1700 - 1715	0	0	1	0	0	0	0	0	1	1.00
1715 - 1730	0	0	2	0	0	0	0	0	2	2.00
1730 - 1745	0	0	0	0	1	0	0	0	1	1.00
1745 - 1800	0	0	0	0	0	0	0	0	0	0.00
Hourly Total	0	0	3	0	1	0	0	0	4	4.00
Hourly Average	0.00	0.00	0.75	0.00	0.25	0.00	0.00	0.00	1.00	1.00
1800 - 1815	0	0	3	0	0	0	0	0	3	3.00
1815 - 1830	1	0	2	0	0	0	0	0	3	2.20
1830 - 1845	0	0	0	0	0	0	0	0	0	0.00
1845 - 1900	0	0	2	0	0	0	0	0	2	2.00
Hourly Total	1	0	7	0	0	0	0	0	8	7.20
Hourly Average	0.25	0.00	1.75	0.00	0.00	0.00	0.00	0.00	2.00	1.80

Session Total	1	0	62	0	12	1	0	0	76	75.70
Session Average	0.02	0.00	1.29	0.00	0.25	0.02	0.00	0.00	1.58	1.58

Kirkby
Classified Junction Count

Site 10 of 12
Arbour Lane
Local Road
A5208 County Road (South)
Broad Lane
A5208 County Road (North)

Lat/Long
lat 53.476854° lon -2.869811°

Date
Thursday 20 October 2022

Weather
Sunny Intervals
Temp: 14°C

0700 - 1900 (Thursday 12H Session)

	Movement 11.8: Right from Local Road to A5208 County Road (North)								Original Data	
TIME	P/CYCLE	M/CYCLE	CAR	TAXI	LGV	OGV1	OGV2	BUS/COACH	TOTAL	PCU TOTAL
0700 - 0715	0	0	1	0	0	0	0	0	1	1.00
0715 - 0730	0	0	4	0	2	0	0	0	6	6.00
0730 - 0745	0	0	5	0	0	0	0	0	5	5.00
0745 - 0800	0	0	1	0	1	0	0	0	2	2.00
Hourly Total	0	0	11	0	3	0	0	0	14	14.00
Hourly Average	0.00	0.00	2.75	0.00	0.75	0.00	0.00	0.00	3.50	3.50
0800 - 0815	0	0	4	0	2	0	0	0	6	6.00
0815 - 0830	0	0	1	0	0	0	0	0	1	1.00
0830 - 0845	0	0	4	0	1	0	0	0	5	5.00
0845 - 0900	0	0	2	0	0	0	0	0	2	2.00
Hourly Total	0	0	11	0	3	0	0	0	14	14.00
Hourly Average	0.00	0.00	2.75	0.00	0.75	0.00	0.00	0.00	3.50	3.50
0900 - 0915	0	0	9	0	3	0	0	0	12	12.00
0915 - 0930	0	0	4	0	0	0	0	0	4	4.00
0930 - 0945	0	0	4	0	0	0	0	0	4	4.00
0945 - 1000	0	0	2	0	1	0	0	0	3	3.00
Hourly Total	0	0	19	0	4	0	0	0	23	23.00
Hourly Average	0.00	0.00	4.75	0.00	1.00	0.00	0.00	0.00	5.75	5.75
1000 - 1015	0	0	6	0	0	0	0	0	6	6.00
1015 - 1030	0	0	2	0	1	0	0	0	3	3.00
1030 - 1045	0	0	3	0	0	0	0	0	3	3.00
1045 - 1100	0	0	4	0	0	0	0	0	4	4.00
Hourly Total	0	0	15	0	1	0	0	0	16	16.00
Hourly Average	0.00	0.00	3.75	0.00	0.25	0.00	0.00	0.00	4.00	4.00
1100 - 1115	0	0	5	0	1	0	0	0	6	6.00
1115 - 1130	0	0	4	0	1	0	0	0	5	5.00
1130 - 1145	0	0	3	0	2	0	0	0	5	5.00
1145 - 1200	0	0	6	0	0	0	0	0	6	6.00
Hourly Total	0	0	18	0	4	0	0	0	22	22.00
Hourly Average	0.00	0.00	4.50	0.00	1.00	0.00	0.00	0.00	5.50	5.50
1200 - 1215	0	0	3	0	1	0	0	0	4	4.00
1215 - 1230	0	0	2	0	1	0	0	0	3	3.00
1230 - 1245	0	0	2	0	0	0	0	0	2	2.00
1245 - 1300	0	0	6	0	0	0	0	0	6	6.00
Hourly Total	0	0	13	0	2	0	0	0	15	15.00
Hourly Average	0.00	0.00	3.25	0.00	0.50	0.00	0.00	0.00	3.75	3.75
1300 - 1315	0	0	4	0	0	0	0	0	4	4.00
1315 - 1330	0	0	9	0	2	0	0	0	11	11.00
1330 - 1345	0	0	4	0	1	0	0	0	5	5.00
1345 - 1400	0	0	6	0	0	0	0	0	6	6.00
Hourly Total	0	0	23	0	3	0	0	0	26	26.00
Hourly Average	0.00	0.00	5.75	0.00	0.75	0.00	0.00	0.00	6.50	6.50
1400 - 1415	0	0	3	0	0	0	0	0	3	3.00
1415 - 1430	0	0	4	0	0	0	0	0	4	4.00
1430 - 1445	0	0	3	0	0	0	0	0	3	3.00
1445 - 1500	0	0	3	0	2	0	0	0	5	5.00
Hourly Total	0	0	13	0	2	0	0	0	15	15.00
Hourly Average	0.00	0.00	3.25	0.00	0.50	0.00	0.00	0.00	3.75	3.75
1500 - 1515	0	0	4	1	1	0	0	0	6	6.00
1515 - 1530	0	0	3	0	0	0	0	0	3	3.00
1530 - 1545	0	0	2	0	0	0	0	0	2	2.00
1545 - 1600	0	0	5	0	0	0	0	0	5	5.00
Hourly Total	0	0	14	1	1	0	0	0	16	16.00
Hourly Average	0.00	0.00	3.50	0.25	0.25	0.00	0.00	0.00	4.00	4.00
1600 - 1615	0	0	5	0	1	0	0	0	6	6.00
1615 - 1630	0	0	4	0	1	0	0	0	5	5.00
1630 - 1645	0	0	4	0	1	0	0	0	5	5.00
1645 - 1700	0	0	4	0	0	0	0	0	4	4.00
Hourly Total	0	0	17	0	3	0	0	0	20	20.00
Hourly Average	0.00	0.00	4.25	0.00	0.75	0.00	0.00	0.00	5.00	5.00
1700 - 1715	0	0	4	0	1	0	0	0	5	5.00
1715 - 1730	0	0	1	0	0	0	0	0	1	1.00
1730 - 1745	0	0	5	0	1	0	0	0	6	6.00
1745 - 1800	0	0	3	0	1	0	0	0	4	4.00
Hourly Total	0	0	13	0	3	0	0	0	16	16.00
Hourly Average	0.00	0.00	3.25	0.00	0.75	0.00	0.00	0.00	4.00	4.00
1800 - 1815	0	0	2	0	1	0	0	0	3	3.00
1815 - 1830	0	0	1	0	1	0	0	0	2	2.00
1830 - 1845	0	0	2	0	0	0	0	0	2	2.00
1845 - 1900	0	0	4	0	0	0	0	0	4	4.00
Hourly Total	0	0	9	0	2	0	0	0	11	11.00
Hourly Average	0.00	0.00	2.25	0.00	0.50	0.00	0.00	0.00	2.75	2.75

Session Total	0	0	176	1	31	0	0	0	208	208.00
Session Average	0.00	0.00	3.67	0.02	0.65	0.00	0.00	0.00	4.33	4.33

Kirkby
Classified Junction Count

Site 10 of 12
Arbour Lane
Local Road
A5208 County Road (South)
Broad Lane
A5208 County Road (North)

Lat/Long
lat 53.476854° lon -2.869811°

Date
Thursday 20 October 2022

Weather
Sunny Intervals
Temp: 14°C

0700 - 1900 (Thursday 12H Session)

	Movement 11.9: Right from Local Road to Arbour Lane								Original Data	
TIME	P/CYCLE	M/CYCLE	CAR	TAXI	LGV	OGV1	OGV2	BUS/COACH	TOTAL	PCU TOTAL
0700 - 0715	0	0	0	0	0	0	0	0	0	0.00
0715 - 0730	0	0	1	0	1	0	0	0	2	2.00
0730 - 0745	0	0	0	0	0	0	0	0	0	0.00
0745 - 0800	0	0	1	0	0	0	0	0	1	1.00
Hourly Total	0	0	2	0	1	0	0	0	3	3.00
Hourly Average	0.00	0.00	0.50	0.00	0.25	0.00	0.00	0.00	0.75	0.75
0800 - 0815	0	0	1	0	0	0	0	0	1	1.00
0815 - 0830	0	0	0	0	0	0	0	0	0	0.00
0830 - 0845	0	0	1	0	0	0	0	0	1	1.00
0845 - 0900	0	0	4	0	0	0	0	0	4	4.00
Hourly Total	0	0	6	0	0	0	0	0	6	6.00
Hourly Average	0.00	0.00	1.50	0.00	0.00	0.00	0.00	0.00	1.50	1.50
0900 - 0915	0	0	3	0	0	0	0	0	3	3.00
0915 - 0930	0	0	2	0	0	0	0	0	2	2.00
0930 - 0945	0	0	1	0	0	0	0	0	1	1.00
0945 - 1000	0	0	2	0	0	0	0	0	2	2.00
Hourly Total	0	0	8	0	0	0	0	0	8	8.00
Hourly Average	0.00	0.00	2.00	0.00	0.00	0.00	0.00	0.00	2.00	2.00
1000 - 1015	0	0	4	0	0	0	0	0	4	4.00
1015 - 1030	0	0	0	0	0	0	0	0	0	0.00
1030 - 1045	0	0	0	0	0	0	0	0	0	0.00
1045 - 1100	0	0	1	0	0	0	0	0	1	1.00
Hourly Total	0	0	5	0	0	0	0	0	5	5.00
Hourly Average	0.00	0.00	1.25	0.00	0.00	0.00	0.00	0.00	1.25	1.25
1100 - 1115	0	0	2	0	0	0	0	0	2	2.00
1115 - 1130	0	0	2	0	0	0	0	0	2	2.00
1130 - 1145	0	0	0	0	0	0	0	0	0	0.00
1145 - 1200	0	0	0	0	0	0	0	0	0	0.00
Hourly Total	0	0	4	0	0	0	0	0	4	4.00
Hourly Average	0.00	0.00	1.00	0.00	0.00	0.00	0.00	0.00	1.00	1.00
1200 - 1215	0	0	1	0	0	0	0	0	1	1.00
1215 - 1230	0	0	1	0	1	0	0	0	2	2.00
1230 - 1245	0	0	0	0	0	0	0	0	0	0.00
1245 - 1300	0	0	0	0	1	0	0	0	1	1.00
Hourly Total	0	0	2	0	2	0	0	0	4	4.00
Hourly Average	0.00	0.00	0.50	0.00	0.50	0.00	0.00	0.00	1.00	1.00
1300 - 1315	0	0	0	0	0	0	0	0	0	0.00
1315 - 1330	0	0	1	0	0	0	0	0	1	1.00
1330 - 1345	0	0	1	0	1	0	0	0	2	2.00
1345 - 1400	0	0	1	0	0	0	0	0	1	1.00
Hourly Total	0	0	3	0	1	0	0	0	4	4.00
Hourly Average	0.00	0.00	0.75	0.00	0.25	0.00	0.00	0.00	1.00	1.00
1400 - 1415	0	0	1	0	0	0	0	0	1	1.00
1415 - 1430	0	0	1	0	0	0	0	0	1	1.00
1430 - 1445	0	0	0	0	0	0	0	0	0	0.00
1445 - 1500	0	0	1	0	1	0	0	0	2	2.00
Hourly Total	0	0	3	0	1	0	0	0	4	4.00
Hourly Average	0.00	0.00	0.75	0.00	0.25	0.00	0.00	0.00	1.00	1.00
1500 - 1515	0	0	0	0	0	0	0	0	0	0.00
1515 - 1530	0	0	0	0	0	0	0	0	0	0.00
1530 - 1545	0	0	2	0	0	0	0	0	2	2.00
1545 - 1600	0	0	0	0	0	0	0	0	0	0.00
Hourly Total	0	0	2	0	0	0	0	0	2	2.00
Hourly Average	0.00	0.00	0.50	0.00	0.00	0.00	0.00	0.00	0.50	0.50
1600 - 1615	0	0	1	0	0	0	0	0	1	1.00
1615 - 1630	0	0	2	0	0	0	0	0	2	2.00
1630 - 1645	0	0	0	0	0	0	0	0	0	0.00
1645 - 1700	0	0	2	0	0	0	0	0	2	2.00
Hourly Total	0	0	5	0	0	0	0	0	5	5.00
Hourly Average	0.00	0.00	1.25	0.00	0.00	0.00	0.00	0.00	1.25	1.25
1700 - 1715	0	0	0	0	0	0	0	0	0	0.00
1715 - 1730	0	0	1	0	1	0	0	0	2	2.00
1730 - 1745	0	0	2	0	0	0	0	0	2	2.00
1745 - 1800	0	0	0	0	0	0	0	0	0	0.00
Hourly Total	0	0	3	0	1	0	0	0	4	4.00
Hourly Average	0.00	0.00	0.75	0.00	0.25	0.00	0.00	0.00	1.00	1.00
1800 - 1815	0	0	1	0	0	0	0	0	1	1.00
1815 - 1830	0	0	0	0	0	0	0	0	0	0.00
1830 - 1845	0	0	0	0	0	0	0	0	0	0.00
1845 - 1900	0	0	2	0	0	0	0	0	2	2.00
Hourly Total	0	0	3	0	0	0	0	0	3	3.00
Hourly Average	0.00	0.00	0.75	0.00	0.00	0.00	0.00	0.00	0.75	0.75

Session Total	0	0	46	0	6	0	0	0	52	52.00
Session Average	0.00	0.00	0.96	0.00	0.13	0.00	0.00	0.00	1.08	1.08

Kirkby
Classified Junction Count

Site 10 of 12
Arbour Lane
Local Road
A5208 County Road (South)
Broad Lane
A5208 County Road (North)

Lat/Long
lat 53.476854° lon -2.869811°

Date
Thursday 20 October 2022

Weather
Sunny Intervals
Temp: 14°C

0700 - 1900 (Thursday 12H Session)

	Movement 11.10: U-Turn from Local Road to Local Road								Original Data	
TIME	P/CYCLE	M/CYCLE	CAR	TAXI	LGV	OGV1	OGV2	BUS/COACH	TOTAL	PCU TOTAL
0700 - 0715	0	0	0	0	0	0	0	0	0	0.00
0715 - 0730	0	0	0	0	0	0	0	0	0	0.00
0730 - 0745	0	0	0	0	0	0	0	0	0	0.00
0745 - 0800	0	0	0	0	0	0	0	0	0	0.00
Hourly Total	0	0	0	0	0	0	0	0	0	0.00
Hourly Average	0.00	0.00	0.00	0.00	0.00	0.00	0.00	0.00	0.00	0.00
0800 - 0815	0	0	0	0	0	0	0	0	0	0.00
0815 - 0830	0	0	0	0	0	0	0	0	0	0.00
0830 - 0845	0	0	0	0	0	0	0	0	0	0.00
0845 - 0900	0	0	0	0	0	0	0	0	0	0.00
Hourly Total	0	0	0	0	0	0	0	0	0	0.00
Hourly Average	0.00	0.00	0.00	0.00	0.00	0.00	0.00	0.00	0.00	0.00
0900 - 0915	0	0	0	0	0	0	0	0	0	0.00
0915 - 0930	0	0	1	0	0	0	0	0	1	1.00
0930 - 0945	0	0	0	0	0	0	0	0	0	0.00
0945 - 1000	0	0	0	0	0	0	0	0	0	0.00
Hourly Total	0	0	1	0	0	0	0	0	1	1.00
Hourly Average	0.00	0.00	0.25	0.00	0.00	0.00	0.00	0.00	0.25	0.25
1000 - 1015	0	0	0	0	0	0	0	0	0	0.00
1015 - 1030	0	0	0	0	0	0	0	0	0	0.00
1030 - 1045	0	0	1	0	0	0	0	0	1	1.00
1045 - 1100	0	0	0	0	0	0	0	0	0	0.00
Hourly Total	0	0	1	0	0	0	0	0	1	1.00
Hourly Average	0.00	0.00	0.25	0.00	0.00	0.00	0.00	0.00	0.25	0.25
1100 - 1115	0	0	0	0	0	0	0	0	0	0.00
1115 - 1130	0	0	0	0	0	0	0	0	0	0.00
1130 - 1145	0	0	0	0	0	0	0	0	0	0.00
1145 - 1200	0	0	0	0	0	0	0	0	0	0.00
Hourly Total	0	0	0	0	0	0	0	0	0	0.00
Hourly Average	0.00	0.00	0.00	0.00	0.00	0.00	0.00	0.00	0.00	0.00
1200 - 1215	0	0	0	0	0	0	0	0	0	0.00
1215 - 1230	0	0	0	0	0	0	0	0	0	0.00
1230 - 1245	0	0	0	0	0	0	0	0	0	0.00
1245 - 1300	0	0	0	0	0	0	0	0	0	0.00
Hourly Total	0	0	0	0	0	0	0	0	0	0.00
Hourly Average	0.00	0.00	0.00	0.00	0.00	0.00	0.00	0.00	0.00	0.00
1300 - 1315	0	0	0	0	0	0	0	0	0	0.00
1315 - 1330	0	0	0	0	0	0	0	0	0	0.00
1330 - 1345	0	0	0	0	0	0	0	0	0	0.00
1345 - 1400	0	0	0	0	0	0	0	0	0	0.00
Hourly Total	0	0	0	0	0	0	0	0	0	0.00
Hourly Average	0.00	0.00	0.00	0.00	0.00	0.00	0.00	0.00	0.00	0.00
1400 - 1415	0	0	0	0	0	0	0	0	0	0.00
1415 - 1430	0	0	0	0	0	0	0	0	0	0.00
1430 - 1445	0	0	0	0	0	0	0	0	0	0.00
1445 - 1500	0	0	0	0	0	0	0	0	0	0.00
Hourly Total	0	0	0	0	0	0	0	0	0	0.00
Hourly Average	0.00	0.00	0.00	0.00	0.00	0.00	0.00	0.00	0.00	0.00
1500 - 1515	0	0	0	0	0	0	0	0	0	0.00
1515 - 1530	0	0	0	0	0	0	0	0	0	0.00
1530 - 1545	0	0	0	0	0	0	0	0	0	0.00
1545 - 1600	0	0	0	0	0	0	0	0	0	0.00
Hourly Total	0	0	0	0	0	0	0	0	0	0.00
Hourly Average	0.00	0.00	0.00	0.00	0.00	0.00	0.00	0.00	0.00	0.00
1600 - 1615	0	0	0	0	0	0	0	0	0	0.00
1615 - 1630	0	0	0	0	0	0	0	0	0	0.00
1630 - 1645	0	0	0	0	0	0	0	0	0	0.00
1645 - 1700	0	0	0	0	0	0	0	0	0	0.00
Hourly Total	0	0	0	0	0	0	0	0	0	0.00
Hourly Average	0.00	0.00	0.00	0.00	0.00	0.00	0.00	0.00	0.00	0.00
1700 - 1715	0	0	0	0	0	0	0	0	0	0.00
1715 - 1730	0	0	1	0	0	0	0	0	1	1.00
1730 - 1745	0	0	0	0	0	0	0	0	0	0.00
1745 - 1800	0	0	0	0	0	0	0	0	0	0.00
Hourly Total	0	0	1	0	0	0	0	0	1	1.00
Hourly Average	0.00	0.00	0.25	0.00	0.00	0.00	0.00	0.00	0.25	0.25
1800 - 1815	0	0	0	0	0	0	0	0	0	0.00
1815 - 1830	0	0	0	0	0	0	0	0	0	0.00
1830 - 1845	0	0	0	0	0	0	0	0	0	0.00
1845 - 1900	0	0	0	0	0	0	0	0	0	0.00
Hourly Total	0	0	0	0	0	0	0	0	0	0.00
Hourly Average	0.00	0.00	0.00	0.00	0.00	0.00	0.00	0.00	0.00	0.00

Session Total	0	0	3	0	0	0	0	0	3	3.00
Session Average	0.00	0.00	0.06	0.00	0.00	0.00	0.00	0.00	0.06	0.06

Kirkby
Classified Junction Count

Site 10 of 12
Arbour Lane
Local Road
A5208 County Road (South)
Broad Lane
A5208 County Road (North)

Lat/Long
lat 53.476854° lon -2.869811°

Date
Thursday 20 October 2022

Weather
Sunny Intervals
Temp: 14°C

0700 - 1900 (Thursday 12H Session)

	Movement 11.11: Left from A5208 County Road (South) to Broad Lane								Original Data	
TIME	P/CYCLE	M/CYCLE	CAR	TAXI	LGV	OGV1	OGV2	BUS/COACH	TOTAL	PCU TOTAL
0700 - 0715	0	0	9	0	1	0	0	0	10	10.00
0715 - 0730	0	0	5	0	0	0	0	0	5	5.00
0730 - 0745	0	0	10	0	0	0	0	0	10	10.00
0745 - 0800	0	0	15	0	0	1	0	0	16	16.50
Hourly Total	0	0	39	0	1	1	0	0	41	41.50
Hourly Average	0.00	0.00	9.75	0.00	0.25	0.25	0.00	0.00	10.25	10.38
0800 - 0815	0	0	14	1	2	0	0	0	17	17.00
0815 - 0830	0	0	18	0	0	1	0	0	19	19.50
0830 - 0845	0	0	11	0	1	2	0	0	14	15.00
0845 - 0900	0	0	16	0	1	1	0	0	18	18.50
Hourly Total	0	0	59	1	4	4	0	0	68	70.00
Hourly Average	0.00	0.00	14.75	0.25	1.00	1.00	0.00	0.00	17.00	17.50
0900 - 0915	0	0	9	0	1	0	0	0	10	10.00
0915 - 0930	0	0	8	0	1	0	0	0	9	9.00
0930 - 0945	0	0	9	1	1	1	0	1	13	14.50
0945 - 1000	0	0	4	0	3	0	0	0	7	7.00
Hourly Total	0	0	30	1	6	1	0	1	39	40.50
Hourly Average	0.00	0.00	7.50	0.25	1.50	0.25	0.00	0.25	9.75	10.13
1000 - 1015	0	0	7	0	2	1	0	0	10	10.50
1015 - 1030	0	0	5	0	2	0	0	0	7	7.00
1030 - 1045	0	0	8	1	1	1	0	0	11	11.50
1045 - 1100	0	0	5	0	1	0	0	0	6	6.00
Hourly Total	0	0	25	1	6	2	0	0	34	35.00
Hourly Average	0.00	0.00	6.25	0.25	1.50	0.50	0.00	0.00	8.50	8.75
1100 - 1115	0	0	3	0	0	2	0	0	5	6.00
1115 - 1130	0	0	8	0	2	0	0	0	10	10.00
1130 - 1145	0	0	6	1	0	1	0	0	8	8.50
1145 - 1200	0	0	11	0	1	0	0	0	12	12.00
Hourly Total	0	0	28	1	3	3	0	0	35	36.50
Hourly Average	0.00	0.00	7.00	0.25	0.75	0.75	0.00	0.00	8.75	9.13
1200 - 1215	1	0	11	0	2	1	1	0	16	17.00
1215 - 1230	0	0	7	0	2	1	0	0	10	10.50
1230 - 1245	0	0	7	0	1	0	0	0	8	8.00
1245 - 1300	0	0	7	0	0	0	0	0	7	7.00
Hourly Total	1	0	32	0	5	2	1	0	41	42.50
Hourly Average	0.25	0.00	8.00	0.00	1.25	0.50	0.25	0.00	10.25	10.63
1300 - 1315	0	0	10	1	1	1	0	0	13	13.50
1315 - 1330	0	0	7	0	2	1	0	0	10	10.50
1330 - 1345	0	0	13	0	2	0	0	0	15	15.00
1345 - 1400	0	0	7	0	0	0	0	0	7	7.00
Hourly Total	0	0	37	1	5	2	0	0	45	46.00
Hourly Average	0.00	0.00	9.25	0.25	1.25	0.50	0.00	0.00	11.25	11.50
1400 - 1415	0	0	12	0	0	1	0	0	13	13.50
1415 - 1430	0	0	13	1	1	0	0	0	15	15.00
1430 - 1445	0	0	13	1	2	1	0	0	17	17.50
1445 - 1500	0	0	12	0	2	0	0	0	14	14.00
Hourly Total	0	0	50	2	5	2	0	0	59	60.00
Hourly Average	0.00	0.00	12.50	0.50	1.25	0.50	0.00	0.00	14.75	15.00
1500 - 1515	1	0	22	0	0	0	0	0	23	22.20
1515 - 1530	0	0	8	0	4	0	0	0	12	12.00
1530 - 1545	0	0	9	0	2	0	1	0	12	13.30
1545 - 1600	0	0	14	0	0	0	0	0	14	14.00
Hourly Total	1	0	53	0	6	0	1	0	61	61.50
Hourly Average	0.25	0.00	13.25	0.00	1.50	0.00	0.25	0.00	15.25	15.38
1600 - 1615	0	0	16	0	5	0	0	0	21	21.00
1615 - 1630	0	0	16	0	0	1	0	0	17	17.50
1630 - 1645	0	0	25	0	2	1	0	0	28	28.50
1645 - 1700	0	0	14	0	2	0	0	0	16	16.00
Hourly Total	0	0	71	0	9	2	0	0	82	83.00
Hourly Average	0.00	0.00	17.75	0.00	2.25	0.50	0.00	0.00	20.50	20.75
1700 - 1715	1	0	44	1	4	0	0	0	50	49.20
1715 - 1730	0	0	18	0	2	0	0	0	20	20.00
1730 - 1745	1	0	12	0	2	0	0	0	15	14.20
1745 - 1800	0	0	10	0	2	0	0	0	12	12.00
Hourly Total	2	0	84	1	10	0	0	0	97	95.40
Hourly Average	0.50	0.00	21.00	0.25	2.50	0.00	0.00	0.00	24.25	23.85
1800 - 1815	0	0	16	0	1	0	0	0	17	17.00
1815 - 1830	0	0	8	0	2	0	0	0	10	10.00
1830 - 1845	0	0	5	0	2	0	0	0	7	7.00
1845 - 1900	0	0	7	0	1	0	0	0	8	8.00
Hourly Total	0	0	36	0	6	0	0	0	42	42.00
Hourly Average	0.00	0.00	9.00	0.00	1.50	0.00	0.00	0.00	10.50	10.50

Session Total	4	0	544	8	66	19	2	1	644	653.90
Session Average	0.08	0.00	11.33	0.17	1.38	0.40	0.04	0.02	13.42	13.62

Kirkby
Classified Junction Count

Site 10 of 12
Arbour Lane
Local Road
A5208 County Road (South)
Broad Lane
A5208 County Road (North)

Lat/Long
lat 53.476854° lon -2.869811°

Date
Thursday 20 October 2022

Weather
Sunny Intervals
Temp: 14°C

0700 - 1900 (Thursday 12H Session)

	Movement 11.12: Northbound from A5208 County Road (South) to A5208 County Road (North)								Original Data	
TIME	P/CYCLE	M/CYCLE	CAR	TAXI	LGV	OGV1	OGV2	BUS/COACH	TOTAL	PCU TOTAL
0700 - 0715	0	0	33	0	7	3	3	2	48	55.40
0715 - 0730	0	0	36	1	12	2	5	1	57	65.50
0730 - 0745	0	0	47	0	9	3	2	2	63	69.10
0745 - 0800	0	0	54	4	14	3	2	4	81	89.10
Hourly Total	0	0	170	5	42	11	12	9	249	279.10
Hourly Average	0.00	0.00	42.50	1.25	10.50	2.75	3.00	2.25	62.25	69.78
0800 - 0815	0	1	65	2	14	3	2	3	90	96.50
0815 - 0830	0	0	68	2	15	5	2	0	92	97.10
0830 - 0845	0	0	79	1	24	6	4	0	114	122.20
0845 - 0900	0	0	63	5	23	4	1	2	98	103.30
Hourly Total	0	1	275	10	76	18	9	5	394	419.10
Hourly Average	0.00	0.25	68.75	2.50	19.00	4.50	2.25	1.25	98.50	104.78
0900 - 0915	0	1	93	1	14	1	5	0	115	121.40
0915 - 0930	0	1	64	3	12	7	6	0	93	103.70
0930 - 0945	0	0	71	2	12	4	2	1	92	97.60
0945 - 1000	0	0	68	0	16	1	0	1	86	87.50
Hourly Total	0	2	296	6	54	13	13	2	386	410.20
Hourly Average	0.00	0.50	74.00	1.50	13.50	3.25	3.25	0.50	96.50	102.55
1000 - 1015	0	1	46	1	23	1	3	0	75	78.80
1015 - 1030	1	0	46	3	14	2	2	0	68	70.80
1030 - 1045	0	0	50	0	18	2	5	1	76	84.50
1045 - 1100	0	0	55	1	14	6	3	1	80	87.90
Hourly Total	1	1	197	5	69	11	13	2	299	322.00
Hourly Average	0.25	0.25	49.25	1.25	17.25	2.75	3.25	0.50	74.75	80.50
1100 - 1115	0	0	54	1	24	2	5	0	86	93.50
1115 - 1130	0	0	57	2	24	3	5	0	91	99.00
1130 - 1145	0	1	66	2	18	5	3	1	96	102.80
1145 - 1200	0	0	72	0	11	1	2	1	87	91.10
Hourly Total	0	1	249	5	77	11	15	2	360	386.40
Hourly Average	0.00	0.25	62.25	1.25	19.25	2.75	3.75	0.50	90.00	96.60
1200 - 1215	0	2	99	0	8	2	2	0	113	115.40
1215 - 1230	0	1	95	1	18	2	3	0	120	124.30
1230 - 1245	0	0	100	1	15	3	3	0	122	127.40
1245 - 1300	0	0	84	3	21	5	2	0	115	120.10
Hourly Total	0	3	378	5	62	12	10	0	470	487.20
Hourly Average	0.00	0.75	94.50	1.25	15.50	3.00	2.50	0.00	117.50	121.80
1300 - 1315	0	1	99	1	14	2	2	0	119	122.00
1315 - 1330	0	1	77	1	19	2	1	0	101	102.70
1330 - 1345	0	0	81	2	13	3	3	0	102	107.40
1345 - 1400	0	2	64	2	14	3	6	1	92	101.10
Hourly Total	0	4	321	6	60	10	12	1	414	433.20
Hourly Average	0.00	1.00	80.25	1.50	15.00	2.50	3.00	0.25	103.50	108.30
1400 - 1415	1	0	104	3	20	3	3	0	134	138.60
1415 - 1430	0	1	89	3	14	3	1	0	111	113.20
1430 - 1445	0	1	90	1	13	2	6	0	113	121.20
1445 - 1500	0	1	93	2	13	2	2	0	113	116.00
Hourly Total	1	3	376	9	60	10	12	0	471	489.00
Hourly Average	0.25	0.75	94.00	2.25	15.00	2.50	3.00	0.00	117.75	122.25
1500 - 1515	0	0	119	1	22	1	2	0	145	148.10
1515 - 1530	0	1	78	0	21	0	6	0	106	113.20
1530 - 1545	0	1	109	0	20	2	0	0	132	132.40
1545 - 1600	0	1	101	3	17	1	0	0	123	122.90
Hourly Total	0	3	407	4	80	4	8	0	506	516.60
Hourly Average	0.00	0.75	101.75	1.00	20.00	1.00	2.00	0.00	126.50	129.15
1600 - 1615	0	0	146	2	16	3	1	2	170	174.80
1615 - 1630	0	2	127	2	24	0	0	0	155	153.80
1630 - 1645	1	0	165	2	23	4	0	1	196	198.20
1645 - 1700	1	2	108	2	19	5	0	1	138	139.50
Hourly Total	2	4	546	8	82	12	1	4	659	666.30
Hourly Average	0.50	1.00	136.50	2.00	20.50	3.00	0.25	1.00	164.75	166.58
1700 - 1715	0	1	189	1	17	1	1	1	211	213.20
1715 - 1730	0	0	145	0	23	1	0	1	170	171.50
1730 - 1745	0	2	129	0	14	2	0	0	147	146.80
1745 - 1800	0	1	115	1	12	1	0	1	131	131.90
Hourly Total	0	4	578	2	66	5	1	3	659	663.40
Hourly Average	0.00	1.00	144.50	0.50	16.50	1.25	0.25	0.75	164.75	165.85
1800 - 1815	3	1	124	2	10	0	0	0	140	137.00
1815 - 1830	0	0	106	1	12	1	0	1	121	122.50
1830 - 1845	0	3	78	0	7	0	1	0	89	88.50
1845 - 1900	0	1	75	0	9	0	0	0	85	84.40
Hourly Total	3	5	383	3	38	1	1	1	435	432.40
Hourly Average	0.75	1.25	95.75	0.75	9.50	0.25	0.25	0.25	108.75	108.10

Session Total	7	31	4176	68	766	118	107	29	5302	5504.90
Session Average	0.15	0.65	87.00	1.42	15.96	2.46	2.23	0.60	110.46	114.69

Kirkby
Classified Junction Count

Site 10 of 12
Arbour Lane
Local Road
A5208 County Road (South)
Broad Lane
A5208 County Road (North)

Lat/Long
lat 53.476854° lon -2.869811°

Date
Thursday 20 October 2022

Weather
Sunny Intervals
Temp: 14°C

0700 - 1900 (Thursday 12H Session)

	Movement 11.13: Right from A5208 County Road (South) to Arbour Lane								Original Data	
TIME	P/CYCLE	M/CYCLE	CAR	TAXI	LGV	OGV1	OGV2	BUS/COACH	TOTAL	PCU TOTAL
0700 - 0715	0	0	11	0	2	1	0	0	14	14.50
0715 - 0730	0	0	18	0	2	0	1	0	21	22.30
0730 - 0745	0	0	21	1	3	0	0	0	25	25.00
0745 - 0800	0	0	18	2	5	0	1	0	26	27.30
Hourly Total	**0**	**0**	**68**	**3**	**12**	**1**	**2**	**0**	**86**	**89.10**
Hourly Average	**0.00**	**0.00**	**17.00**	**0.75**	**3.00**	**0.25**	**0.50**	**0.00**	**21.50**	**22.28**
0800 - 0815	0	0	18	0	2	2	1	0	23	25.30
0815 - 0830	0	0	26	0	3	1	3	0	33	37.40
0830 - 0845	0	0	30	0	3	2	0	0	35	36.00
0845 - 0900	0	0	28	0	4	1	1	0	34	35.80
Hourly Total	**0**	**0**	**102**	**0**	**12**	**6**	**5**	**0**	**125**	**134.50**
Hourly Average	**0.00**	**0.00**	**25.50**	**0.00**	**3.00**	**1.50**	**1.25**	**0.00**	**31.25**	**33.63**
0900 - 0915	0	0	45	0	2	0	0	0	47	47.00
0915 - 0930	0	0	32	0	11	3	2	0	48	52.10
0930 - 0945	0	0	21	0	1	4	1	0	27	30.30
0945 - 1000	0	0	21	1	0	0	2	0	24	26.60
Hourly Total	**0**	**0**	**119**	**1**	**14**	**7**	**5**	**0**	**146**	**156.00**
Hourly Average	**0.00**	**0.00**	**29.75**	**0.25**	**3.50**	**1.75**	**1.25**	**0.00**	**36.50**	**39.00**
1000 - 1015	0	0	23	1	2	3	2	0	31	35.10
1015 - 1030	0	0	29	0	2	0	2	0	33	35.60
1030 - 1045	0	0	14	0	2	3	1	0	20	22.80
1045 - 1100	0	0	15	0	1	3	0	0	19	20.50
Hourly Total	**0**	**0**	**81**	**1**	**7**	**9**	**5**	**0**	**103**	**114.00**
Hourly Average	**0.00**	**0.00**	**20.25**	**0.25**	**1.75**	**2.25**	**1.25**	**0.00**	**25.75**	**28.50**
1100 - 1115	0	0	14	1	6	4	2	0	27	31.60
1115 - 1130	0	0	19	0	2	3	0	0	24	25.50
1130 - 1145	0	0	14	1	2	5	1	0	23	26.80
1145 - 1200	0	0	9	0	5	1	2	0	17	20.10
Hourly Total	**0**	**0**	**56**	**2**	**15**	**13**	**5**	**0**	**91**	**104.00**
Hourly Average	**0.00**	**0.00**	**14.00**	**0.50**	**3.75**	**3.25**	**1.25**	**0.00**	**22.75**	**26.00**
1200 - 1215	0	0	16	0	8	2	1	0	27	29.30
1215 - 1230	0	0	8	0	4	0	1	0	13	14.30
1230 - 1245	0	0	15	0	4	0	1	0	20	21.30
1245 - 1300	0	0	11	0	1	4	1	0	17	20.30
Hourly Total	**0**	**0**	**50**	**0**	**17**	**6**	**4**	**0**	**77**	**85.20**
Hourly Average	**0.00**	**0.00**	**12.50**	**0.00**	**4.25**	**1.50**	**1.00**	**0.00**	**19.25**	**21.30**
1300 - 1315	0	0	7	0	2	0	1	0	10	11.30
1315 - 1330	0	0	7	0	1	3	1	0	12	14.80
1330 - 1345	0	0	14	0	4	1	0	0	19	19.50
1345 - 1400	0	0	9	0	4	4	1	0	18	21.30
Hourly Total	**0**	**0**	**37**	**0**	**11**	**8**	**3**	**0**	**59**	**66.90**
Hourly Average	**0.00**	**0.00**	**9.25**	**0.00**	**2.75**	**2.00**	**0.75**	**0.00**	**14.75**	**16.73**
1400 - 1415	0	0	11	0	1	1	0	0	13	13.50
1415 - 1430	0	0	9	0	4	3	3	0	19	24.40
1430 - 1445	0	0	11	0	5	0	0	0	16	16.00
1445 - 1500	0	0	11	0	3	4	1	0	19	22.30
Hourly Total	**0**	**0**	**42**	**0**	**13**	**8**	**4**	**0**	**67**	**76.20**
Hourly Average	**0.00**	**0.00**	**10.50**	**0.00**	**3.25**	**2.00**	**1.00**	**0.00**	**16.75**	**19.05**
1500 - 1515	0	0	12	0	2	2	0	0	16	17.00
1515 - 1530	0	0	10	1	8	2	7	0	28	38.10
1530 - 1545	0	0	12	0	3	2	4	0	21	27.20
1545 - 1600	0	0	14	0	3	0	0	0	17	17.00
Hourly Total	**0**	**0**	**48**	**1**	**16**	**6**	**11**	**0**	**82**	**99.30**
Hourly Average	**0.00**	**0.00**	**12.00**	**0.25**	**4.00**	**1.50**	**2.75**	**0.00**	**20.50**	**24.83**
1600 - 1615	0	0	18	0	7	1	0	0	26	26.50
1615 - 1630	0	0	15	0	2	2	1	0	20	22.30
1630 - 1645	0	0	39	0	9	2	2	0	52	55.60
1645 - 1700	0	0	58	1	4	3	1	0	67	69.80
Hourly Total	**0**	**0**	**130**	**1**	**22**	**8**	**4**	**0**	**165**	**174.20**
Hourly Average	**0.00**	**0.00**	**32.50**	**0.25**	**5.50**	**2.00**	**1.00**	**0.00**	**41.25**	**43.55**
1700 - 1715	0	0	31	2	4	2	1	0	40	42.30
1715 - 1730	1	0	29	0	1	0	0	0	31	30.20
1730 - 1745	0	0	17	0	2	0	0	0	19	19.00
1745 - 1800	0	0	25	2	0	0	1	0	28	29.30
Hourly Total	**1**	**0**	**102**	**4**	**7**	**2**	**2**	**0**	**118**	**120.80**
Hourly Average	**0.25**	**0.00**	**25.50**	**1.00**	**1.75**	**0.50**	**0.50**	**0.00**	**29.50**	**30.20**
1800 - 1815	0	0	22	0	0	0	0	0	22	22.00
1815 - 1830	0	0	8	0	1	0	1	0	10	11.30
1830 - 1845	0	0	22	0	1	1	0	0	24	24.50
1845 - 1900	0	0	30	0	0	1	0	0	31	31.50
Hourly Total	**0**	**0**	**82**	**0**	**2**	**2**	**1**	**0**	**87**	**89.30**
Hourly Average	**0.00**	**0.00**	**20.50**	**0.00**	**0.50**	**0.50**	**0.25**	**0.00**	**21.75**	**22.33**

Session Total	**1**	**0**	**917**	**13**	**148**	**76**	**51**	**0**	**1206**	**1309.50**
Session Average	**0.02**	**0.00**	**19.10**	**0.27**	**3.08**	**1.58**	**1.06**	**0.00**	**25.13**	**27.28**

Kirkby
Classified Junction Count

Site 10 of 12
Arbour Lane
Local Road
A5208 County Road (South)
Broad Lane
A5208 County Road (North)

Lat/Long
lat 53.476854° lon -2.869811°

Date
Thursday 20 October 2022

Weather
Sunny Intervals
Temp: 14°C

0700 - 1900 (Thursday 12H Session)

	Movement 11.14: Right from A5208 County Road (South) to Local Road								Original Data	
TIME	P/CYCLE	M/CYCLE	CAR	TAXI	LGV	OGV1	OGV2	BUS/COACH	TOTAL	PCU TOTAL
0700 - 0715	0	0	3	1	0	1	0	0	5	5.50
0715 - 0730	0	0	4	0	2	0	0	0	6	6.00
0730 - 0745	0	0	6	0	2	0	1	0	9	10.30
0745 - 0800	0	0	5	0	3	0	0	0	8	8.00
Hourly Total	0	0	18	1	7	1	1	0	28	29.80
Hourly Average	0.00	0.00	4.50	0.25	1.75	0.25	0.25	0.00	7.00	7.45
0800 - 0815	0	0	5	0	3	0	0	0	8	8.00
0815 - 0830	0	0	8	0	1	0	0	0	9	9.00
0830 - 0845	0	0	8	0	4	0	0	0	12	12.00
0845 - 0900	0	0	10	0	4	0	0	0	14	14.00
Hourly Total	0	0	31	0	12	0	0	0	43	43.00
Hourly Average	0.00	0.00	7.75	0.00	3.00	0.00	0.00	0.00	10.75	10.75
0900 - 0915	0	0	4	0	3	0	0	0	7	7.00
0915 - 0930	0	0	10	0	0	0	0	0	10	10.00
0930 - 0945	0	0	2	0	1	0	0	0	3	3.00
0945 - 1000	0	0	5	0	3	0	0	0	8	8.00
Hourly Total	0	0	21	0	7	0	0	0	28	28.00
Hourly Average	0.00	0.00	5.25	0.00	1.75	0.00	0.00	0.00	7.00	7.00
1000 - 1015	0	0	5	0	1	0	0	1	7	8.00
1015 - 1030	0	0	3	0	2	0	0	0	5	5.00
1030 - 1045	0	0	3	0	3	0	0	0	6	6.00
1045 - 1100	0	0	4	0	1	0	0	0	5	5.00
Hourly Total	0	0	15	0	7	0	0	1	23	24.00
Hourly Average	0.00	0.00	3.75	0.00	1.75	0.00	0.00	0.25	5.75	6.00
1100 - 1115	0	0	2	1	4	0	0	0	7	7.00
1115 - 1130	0	0	4	0	7	0	0	0	11	11.00
1130 - 1145	0	0	2	0	2	1	0	0	5	5.50
1145 - 1200	0	0	7	0	2	0	0	0	9	9.00
Hourly Total	0	0	15	1	15	1	0	0	32	32.50
Hourly Average	0.00	0.00	3.75	0.25	3.75	0.25	0.00	0.00	8.00	8.13
1200 - 1215	0	0	9	0	0	0	0	0	9	9.00
1215 - 1230	0	0	2	0	3	0	0	0	5	5.00
1230 - 1245	0	0	5	0	4	0	0	0	9	9.00
1245 - 1300	0	0	4	0	1	0	0	0	5	5.00
Hourly Total	0	0	20	0	8	0	0	0	28	28.00
Hourly Average	0.00	0.00	5.00	0.00	2.00	0.00	0.00	0.00	7.00	7.00
1300 - 1315	0	0	8	0	2	0	0	0	10	10.00
1315 - 1330	0	0	3	1	3	0	0	0	7	7.00
1330 - 1345	0	0	4	0	5	1	0	0	10	10.50
1345 - 1400	0	0	5	0	1	0	0	0	6	6.00
Hourly Total	0	0	20	1	11	1	0	0	33	33.50
Hourly Average	0.00	0.00	5.00	0.25	2.75	0.25	0.00	0.00	8.25	8.38
1400 - 1415	0	0	1	0	2	0	0	0	3	3.00
1415 - 1430	0	0	7	0	4	0	0	0	11	11.00
1430 - 1445	0	0	7	0	1	1	0	0	9	9.50
1445 - 1500	0	0	4	0	2	0	0	0	6	6.00
Hourly Total	0	0	19	0	9	1	0	0	29	29.50
Hourly Average	0.00	0.00	4.75	0.00	2.25	0.25	0.00	0.00	7.25	7.38
1500 - 1515	0	0	7	0	1	0	0	0	8	8.00
1515 - 1530	0	0	1	0	1	0	0	0	2	2.00
1530 - 1545	0	0	2	0	0	0	0	0	2	2.00
1545 - 1600	0	0	3	0	1	0	0	0	4	4.00
Hourly Total	0	0	13	0	3	0	0	0	16	16.00
Hourly Average	0.00	0.00	3.25	0.00	0.75	0.00	0.00	0.00	4.00	4.00
1600 - 1615	0	0	3	0	0	0	0	0	3	3.00
1615 - 1630	0	0	4	0	1	0	0	0	5	5.00
1630 - 1645	0	0	3	0	2	0	0	0	5	5.00
1645 - 1700	0	0	4	0	1	0	0	0	5	5.00
Hourly Total	0	0	14	0	4	0	0	0	18	18.00
Hourly Average	0.00	0.00	3.50	0.00	1.00	0.00	0.00	0.00	4.50	4.50
1700 - 1715	0	0	2	0	1	0	0	0	3	3.00
1715 - 1730	0	0	5	0	1	0	0	0	6	6.00
1730 - 1745	0	0	3	0	0	0	0	0	3	3.00
1745 - 1800	0	0	0	0	0	0	0	0	0	0.00
Hourly Total	0	0	10	0	2	0	0	0	12	12.00
Hourly Average	0.00	0.00	2.50	0.00	0.50	0.00	0.00	0.00	3.00	3.00
1800 - 1815	0	0	3	0	0	0	0	0	3	3.00
1815 - 1830	0	0	1	0	2	0	0	0	3	3.00
1830 - 1845	0	0	1	0	0	0	0	0	1	1.00
1845 - 1900	0	0	3	0	0	0	0	0	3	3.00
Hourly Total	0	0	8	0	2	0	0	0	10	10.00
Hourly Average	0.00	0.00	2.00	0.00	0.50	0.00	0.00	0.00	2.50	2.50

Session Total	0	0	204	3	87	4	1	1	300	304.30
Session Average	0.00	0.00	4.25	0.06	1.81	0.08	0.02	0.02	6.25	6.34

Kirkby
Classified Junction Count

Site 10 of 12
Arbour Lane
Local Road
A5208 County Road (South)
Broad Lane
A5208 County Road (North)

Lat/Long
lat 53.476854° lon -2.869811°

Date
Thursday 20 October 2022

Weather
Sunny Intervals
Temp: 14°C

0700 - 1900 (Thursday 12H Session)

	Movement 11.15: U-Turn from A5208 County Road (South) to A5208 County Road (South)								Original Data	
TIME	P/CYCLE	M/CYCLE	CAR	TAXI	LGV	OGV1	OGV2	BUS/COACH	TOTAL	PCU TOTAL
0700 - 0715	0	0	1	0	0	0	0	0	1	1.00
0715 - 0730	0	0	0	0	0	0	0	0	0	0.00
0730 - 0745	0	0	1	0	0	0	0	0	1	1.00
0745 - 0800	0	0	1	0	0	0	0	0	1	1.00
Hourly Total	0	0	3	0	0	0	0	0	3	3.00
Hourly Average	0.00	0.00	0.75	0.00	0.00	0.00	0.00	0.00	0.75	0.75
0800 - 0815	0	0	0	0	0	0	0	0	0	0.00
0815 - 0830	0	0	1	0	0	0	0	0	1	1.00
0830 - 0845	0	0	0	0	0	0	0	0	0	0.00
0845 - 0900	0	0	0	0	1	0	0	0	1	1.00
Hourly Total	0	0	1	0	1	0	0	0	2	2.00
Hourly Average	0.00	0.00	0.25	0.00	0.25	0.00	0.00	0.00	0.50	0.50
0900 - 0915	0	0	0	0	0	0	1	0	1	2.30
0915 - 0930	0	0	0	0	0	0	0	0	0	0.00
0930 - 0945	0	0	2	0	0	0	0	0	2	2.00
0945 - 1000	0	0	0	1	0	0	0	0	1	1.00
Hourly Total	0	0	2	1	0	0	1	0	4	5.30
Hourly Average	0.00	0.00	0.50	0.25	0.00	0.00	0.25	0.00	1.00	1.33
1000 - 1015	0	0	0	0	1	0	0	0	1	1.00
1015 - 1030	0	0	1	0	0	0	0	0	1	1.00
1030 - 1045	0	0	0	0	0	0	0	0	0	0.00
1045 - 1100	0	0	0	0	0	0	0	0	0	0.00
Hourly Total	0	0	1	0	1	0	0	0	2	2.00
Hourly Average	0.00	0.00	0.25	0.00	0.25	0.00	0.00	0.00	0.50	0.50
1100 - 1115	0	0	0	0	0	0	0	0	0	0.00
1115 - 1130	0	0	0	0	0	0	0	0	0	0.00
1130 - 1145	0	0	0	0	0	1	0	0	1	1.50
1145 - 1200	0	0	1	0	1	0	0	0	2	2.00
Hourly Total	0	0	1	0	1	1	0	0	3	3.50
Hourly Average	0.00	0.00	0.25	0.00	0.25	0.25	0.00	0.00	0.75	0.88
1200 - 1215	0	0	0	0	0	0	0	0	0	0.00
1215 - 1230	0	0	0	0	0	0	0	0	0	0.00
1230 - 1245	0	0	1	0	0	0	0	0	1	1.00
1245 - 1300	0	0	0	0	0	0	0	0	0	0.00
Hourly Total	0	0	1	0	0	0	0	0	1	1.00
Hourly Average	0.00	0.00	0.25	0.00	0.00	0.00	0.00	0.00	0.25	0.25
1300 - 1315	0	0	0	0	0	0	0	0	0	0.00
1315 - 1330	0	0	0	0	0	0	0	0	0	0.00
1330 - 1345	0	0	0	0	0	0	0	0	0	0.00
1345 - 1400	0	0	1	0	0	0	0	0	1	1.00
Hourly Total	0	0	1	0	0	0	0	0	1	1.00
Hourly Average	0.00	0.00	0.25	0.00	0.00	0.00	0.00	0.00	0.25	0.25
1400 - 1415	0	0	0	0	0	0	0	0	0	0.00
1415 - 1430	0	0	0	0	0	0	0	0	0	0.00
1430 - 1445	0	0	0	0	0	0	0	0	0	0.00
1445 - 1500	0	0	0	0	0	0	0	0	0	0.00
Hourly Total	0	0	0	0	0	0	0	0	0	0.00
Hourly Average	0.00	0.00	0.00	0.00	0.00	0.00	0.00	0.00	0.00	0.00
1500 - 1515	0	0	0	0	0	0	0	0	0	0.00
1515 - 1530	0	0	0	0	0	0	0	0	0	0.00
1530 - 1545	0	0	0	0	0	0	0	0	0	0.00
1545 - 1600	0	0	0	0	0	0	0	0	0	0.00
Hourly Total	0	0	0	0	0	0	0	0	0	0.00
Hourly Average	0.00	0.00	0.00	0.00	0.00	0.00	0.00	0.00	0.00	0.00
1600 - 1615	0	0	0	0	0	0	0	0	0	0.00
1615 - 1630	0	0	0	0	0	0	0	0	0	0.00
1630 - 1645	0	0	0	0	0	0	0	0	0	0.00
1645 - 1700	0	0	2	0	0	0	0	0	2	2.00
Hourly Total	0	0	2	0	0	0	0	0	2	2.00
Hourly Average	0.00	0.00	0.50	0.00	0.00	0.00	0.00	0.00	0.50	0.50
1700 - 1715	0	0	0	0	0	0	0	0	0	0.00
1715 - 1730	0	0	0	0	0	0	1	0	1	2.30
1730 - 1745	0	0	0	0	0	0	0	0	0	0.00
1745 - 1800	0	0	0	0	0	0	0	0	0	0.00
Hourly Total	0	0	0	0	0	0	1	0	1	2.30
Hourly Average	0.00	0.00	0.00	0.00	0.00	0.00	0.25	0.00	0.25	0.58
1800 - 1815	0	0	0	0	0	0	0	0	0	0.00
1815 - 1830	0	0	0	0	0	0	0	0	0	0.00
1830 - 1845	0	0	0	0	0	0	0	0	0	0.00
1845 - 1900	0	0	0	0	0	0	0	0	0	0.00
Hourly Total	0	0	0	0	0	0	0	0	0	0.00
Hourly Average	0.00	0.00	0.00	0.00	0.00	0.00	0.00	0.00	0.00	0.00

Session Total	0	0	12	1	3	1	2	0	19	22.10
Session Average	0.00	0.00	0.25	0.02	0.06	0.02	0.04	0.00	0.40	0.46

Kirkby
Classified Junction Count

Site 10 of 12
Arbour Lane
Local Road
A5208 County Road (South)
Broad Lane
A5208 County Road (North)

Lat/Long
lat 53.476854° lon -2.869811°

Date
Thursday 20 October 2022

Weather
Sunny Intervals
Temp: 14°C

0700 - 1900 (Thursday 12H Session)

	Movement 11.16: Left from Broad Lane to A5208 County Road (North)								Original Data	
TIME	P/CYCLE	M/CYCLE	CAR	TAXI	LGV	OGV1	OGV2	BUS/COACH	TOTAL	PCU TOTAL
0700 - 0715	0	0	1	0	0	0	0	0	1	1.00
0715 - 0730	0	0	3	0	1	0	0	0	4	4.00
0730 - 0745	0	0	0	0	0	0	0	0	0	0.00
0745 - 0800	0	0	3	0	0	1	0	0	4	4.50
Hourly Total	**0**	**0**	**7**	**0**	**1**	**1**	**0**	**0**	**9**	**9.50**
Hourly Average	**0.00**	**0.00**	**1.75**	**0.00**	**0.25**	**0.25**	**0.00**	**0.00**	**2.25**	**2.38**
0800 - 0815	0	0	3	0	1	0	0	0	4	4.00
0815 - 0830	0	0	7	0	2	0	0	0	9	9.00
0830 - 0845	0	0	8	0	1	0	0	0	9	9.00
0845 - 0900	0	0	18	2	1	0	0	0	21	21.00
Hourly Total	**0**	**0**	**36**	**2**	**5**	**0**	**0**	**0**	**43**	**43.00**
Hourly Average	**0.00**	**0.00**	**9.00**	**0.50**	**1.25**	**0.00**	**0.00**	**0.00**	**10.75**	**10.75**
0900 - 0915	1	0	10	0	2	1	0	0	14	13.70
0915 - 0930	0	0	3	1	0	0	0	0	4	4.00
0930 - 0945	0	0	5	2	0	0	0	1	8	9.00
0945 - 1000	0	0	3	1	1	0	0	0	5	5.00
Hourly Total	**1**	**0**	**21**	**4**	**3**	**1**	**0**	**1**	**31**	**31.70**
Hourly Average	**0.25**	**0.00**	**5.25**	**1.00**	**0.75**	**0.25**	**0.00**	**0.25**	**7.75**	**7.93**
1000 - 1015	0	1	4	1	3	0	0	1	10	10.40
1015 - 1030	0	0	3	0	1	1	0	0	5	5.50
1030 - 1045	0	0	8	0	2	0	0	1	11	12.00
1045 - 1100	0	0	8	0	1	0	0	0	9	9.00
Hourly Total	**0**	**1**	**23**	**1**	**7**	**1**	**0**	**2**	**35**	**36.90**
Hourly Average	**0.00**	**0.25**	**5.75**	**0.25**	**1.75**	**0.25**	**0.00**	**0.50**	**8.75**	**9.23**
1100 - 1115	0	0	2	0	1	1	0	1	5	6.50
1115 - 1130	0	0	4	0	2	0	0	0	6	6.00
1130 - 1145	0	0	5	0	2	0	0	1	8	9.00
1145 - 1200	0	0	7	0	0	0	0	0	7	7.00
Hourly Total	**0**	**0**	**18**	**0**	**5**	**1**	**0**	**2**	**26**	**28.50**
Hourly Average	**0.00**	**0.00**	**4.50**	**0.00**	**1.25**	**0.25**	**0.00**	**0.50**	**6.50**	**7.13**
1200 - 1215	0	0	6	0	0	0	0	1	7	8.00
1215 - 1230	0	0	9	0	0	0	0	0	9	9.00
1230 - 1245	0	0	11	0	0	0	0	1	12	13.00
1245 - 1300	0	0	8	0	2	0	0	0	10	10.00
Hourly Total	**0**	**0**	**34**	**0**	**2**	**0**	**0**	**2**	**38**	**40.00**
Hourly Average	**0.00**	**0.00**	**8.50**	**0.00**	**0.50**	**0.00**	**0.00**	**0.50**	**9.50**	**10.00**
1300 - 1315	0	0	10	0	1	1	0	1	13	14.50
1315 - 1330	0	0	7	2	0	2	0	0	11	12.00
1330 - 1345	0	0	6	0	1	0	0	0	7	7.00
1345 - 1400	0	0	6	0	0	0	0	0	6	6.00
Hourly Total	**0**	**0**	**29**	**2**	**2**	**3**	**0**	**1**	**37**	**39.50**
Hourly Average	**0.00**	**0.00**	**7.25**	**0.50**	**0.50**	**0.75**	**0.00**	**0.25**	**9.25**	**9.88**
1400 - 1415	0	0	3	0	0	1	1	1	6	8.80
1415 - 1430	0	1	4	0	0	0	0	0	5	4.40
1430 - 1445	0	0	5	0	0	0	0	1	6	7.00
1445 - 1500	0	0	7	0	0	0	0	0	7	7.00
Hourly Total	**0**	**1**	**19**	**0**	**0**	**1**	**1**	**2**	**24**	**27.20**
Hourly Average	**0.00**	**0.25**	**4.75**	**0.00**	**0.00**	**0.25**	**0.25**	**0.50**	**6.00**	**6.80**
1500 - 1515	0	0	3	0	0	0	0	0	3	3.00
1515 - 1530	0	0	33	2	3	0	0	0	38	38.00
1530 - 1545	0	0	15	0	1	0	0	1	17	18.00
1545 - 1600	0	0	7	0	2	0	0	0	9	9.00
Hourly Total	**0**	**0**	**58**	**2**	**6**	**0**	**0**	**1**	**67**	**68.00**
Hourly Average	**0.00**	**0.00**	**14.50**	**0.50**	**1.50**	**0.00**	**0.00**	**0.25**	**16.75**	**17.00**
1600 - 1615	0	0	4	0	2	1	1	1	9	11.80
1615 - 1630	0	0	3	0	1	0	0	0	4	4.00
1630 - 1645	0	0	8	0	0	0	0	1	9	10.00
1645 - 1700	0	0	6	0	0	0	0	0	6	6.00
Hourly Total	**0**	**0**	**21**	**0**	**3**	**1**	**1**	**2**	**28**	**31.80**
Hourly Average	**0.00**	**0.00**	**5.25**	**0.00**	**0.75**	**0.25**	**0.25**	**0.50**	**7.00**	**7.95**
1700 - 1715	0	0	9	0	0	0	0	0	9	9.00
1715 - 1730	0	0	5	0	0	0	0	0	5	5.00
1730 - 1745	0	0	7	1	1	0	0	0	9	9.00
1745 - 1800	0	1	6	0	2	0	0	0	9	8.40
Hourly Total	**0**	**1**	**27**	**1**	**3**	**0**	**0**	**0**	**32**	**31.40**
Hourly Average	**0.00**	**0.25**	**6.75**	**0.25**	**0.75**	**0.00**	**0.00**	**0.00**	**8.00**	**7.85**
1800 - 1815	0	0	5	0	0	0	0	0	5	5.00
1815 - 1830	0	0	9	0	1	0	0	0	10	10.00
1830 - 1845	0	0	4	0	1	0	0	0	5	5.00
1845 - 1900	0	0	10	0	1	0	0	0	11	11.00
Hourly Total	**0**	**0**	**28**	**0**	**3**	**0**	**0**	**0**	**31**	**31.00**
Hourly Average	**0.00**	**0.00**	**7.00**	**0.00**	**0.75**	**0.00**	**0.00**	**0.00**	**7.75**	**7.75**

Session Total	**1**	**3**	**321**	**12**	**40**	**9**	**2**	**13**	**401**	**418.50**
Session Average	**0.02**	**0.06**	**6.69**	**0.25**	**0.83**	**0.19**	**0.04**	**0.27**	**8.35**	**8.72**

Kirkby
Classified Junction Count

Site 10 of 12
Arbour Lane
Local Road
A5208 County Road (South)
Broad Lane
A5208 County Road (North)

Lat/Long
lat 53.476854° lon -2.869811°

Date
Thursday 20 October 2022

Weather
Sunny Intervals
Temp: 14°C

0700 - 1900 (Thursday 12H Session)

	Movement 11.17: Eastbound from Broad Lane to Arbour Lane								Original Data	
TIME	P/CYCLE	M/CYCLE	CAR	TAXI	LGV	OGV1	OGV2	BUS/COACH	TOTAL	PCU TOTAL
0700 - 0715	0	0	2	0	1	0	0	0	3	3.00
0715 - 0730	0	0	6	0	1	0	0	0	7	7.00
0730 - 0745	0	0	5	0	1	0	0	0	6	6.00
0745 - 0800	0	1	10	0	2	1	0	0	14	13.90
Hourly Total	**0**	**1**	**23**	**0**	**5**	**1**	**0**	**0**	30	29.90
Hourly Average	**0.00**	**0.25**	**5.75**	**0.00**	**1.25**	**0.25**	**0.00**	**0.00**	**7.50**	**7.48**
0800 - 0815	0	0	6	0	0	0	0	0	6	6.00
0815 - 0830	0	0	6	0	0	1	0	0	7	7.50
0830 - 0845	0	0	5	0	1	0	0	0	6	6.00
0845 - 0900	0	0	14	0	0	0	0	0	14	14.00
Hourly Total	**0**	**0**	**31**	**0**	**1**	**1**	**0**	**0**	33	33.50
Hourly Average	**0.00**	**0.00**	**7.75**	**0.00**	**0.25**	**0.25**	**0.00**	**0.00**	**8.25**	**8.38**
0900 - 0915	1	0	7	0	0	0	0	0	8	7.20
0915 - 0930	0	0	1	0	1	1	0	0	3	3.50
0930 - 0945	0	0	2	0	0	0	0	0	2	2.00
0945 - 1000	0	0	1	0	0	1	0	0	2	2.50
Hourly Total	**1**	**0**	**11**	**0**	**1**	**2**	**0**	**0**	15	15.20
Hourly Average	**0.25**	**0.00**	**2.75**	**0.00**	**0.25**	**0.50**	**0.00**	**0.00**	**3.75**	**3.80**
1000 - 1015	0	0	1	0	2	0	0	0	3	3.00
1015 - 1030	0	0	5	0	0	0	0	0	5	5.00
1030 - 1045	0	0	2	0	0	0	0	0	2	2.00
1045 - 1100	0	0	4	0	0	0	0	0	4	4.00
Hourly Total	**0**	**0**	**12**	**0**	**2**	**0**	**0**	**0**	14	14.00
Hourly Average	**0.00**	**0.00**	**3.00**	**0.00**	**0.50**	**0.00**	**0.00**	**0.00**	**3.50**	**3.50**
1100 - 1115	0	0	1	0	2	0	0	0	3	3.00
1115 - 1130	0	0	2	0	1	0	0	0	3	3.00
1130 - 1145	0	0	2	0	0	0	0	0	2	2.00
1145 - 1200	0	0	3	0	0	0	0	0	3	3.00
Hourly Total	**0**	**0**	**8**	**0**	**3**	**0**	**0**	**0**	11	11.00
Hourly Average	**0.00**	**0.00**	**2.00**	**0.00**	**0.75**	**0.00**	**0.00**	**0.00**	**2.75**	**2.75**
1200 - 1215	0	0	1	0	2	1	1	0	5	6.80
1215 - 1230	0	0	6	0	1	0	0	0	7	7.00
1230 - 1245	0	0	5	1	0	0	0	0	6	6.00
1245 - 1300	0	0	4	0	2	0	0	0	6	6.00
Hourly Total	**0**	**0**	**16**	**1**	**5**	**1**	**1**	**0**	24	25.80
Hourly Average	**0.00**	**0.00**	**4.00**	**0.25**	**1.25**	**0.25**	**0.25**	**0.00**	**6.00**	**6.45**
1300 - 1315	0	0	5	1	0	0	0	0	6	6.00
1315 - 1330	0	0	2	0	3	0	0	0	5	5.00
1330 - 1345	0	0	2	2	0	0	0	0	4	4.00
1345 - 1400	0	0	2	0	0	0	0	0	2	2.00
Hourly Total	**0**	**0**	**11**	**3**	**3**	**0**	**0**	**0**	17	17.00
Hourly Average	**0.00**	**0.00**	**2.75**	**0.75**	**0.75**	**0.00**	**0.00**	**0.00**	**4.25**	**4.25**
1400 - 1415	0	0	7	0	1	0	0	0	8	8.00
1415 - 1430	0	0	0	1	0	0	0	0	1	1.00
1430 - 1445	0	0	2	0	1	1	0	0	4	4.50
1445 - 1500	0	0	5	0	0	1	1	0	7	8.80
Hourly Total	**0**	**0**	**14**	**1**	**2**	**2**	**1**	**0**	20	22.30
Hourly Average	**0.00**	**0.00**	**3.50**	**0.25**	**0.50**	**0.50**	**0.25**	**0.00**	**5.00**	**5.58**
1500 - 1515	0	0	1	0	0	0	0	0	1	1.00
1515 - 1530	0	0	4	1	1	0	0	0	6	6.00
1530 - 1545	0	0	2	0	1	0	0	0	3	3.00
1545 - 1600	0	0	8	0	2	0	0	0	10	10.00
Hourly Total	**0**	**0**	**15**	**1**	**4**	**0**	**0**	**0**	20	20.00
Hourly Average	**0.00**	**0.00**	**3.75**	**0.25**	**1.00**	**0.00**	**0.00**	**0.00**	**5.00**	**5.00**
1600 - 1615	0	0	5	1	0	0	0	0	6	6.00
1615 - 1630	0	0	5	0	0	0	0	0	5	5.00
1630 - 1645	0	0	8	0	0	0	0	0	8	8.00
1645 - 1700	0	0	5	0	1	0	0	0	6	6.00
Hourly Total	**0**	**0**	**23**	**1**	**1**	**0**	**0**	**0**	25	25.00
Hourly Average	**0.00**	**0.00**	**5.75**	**0.25**	**0.25**	**0.00**	**0.00**	**0.00**	**6.25**	**6.25**
1700 - 1715	0	0	2	0	1	0	0	0	3	3.00
1715 - 1730	0	0	6	0	1	0	0	0	7	7.00
1730 - 1745	0	0	1	0	1	0	0	0	2	2.00
1745 - 1800	0	0	5	0	0	0	0	0	5	5.00
Hourly Total	**0**	**0**	**14**	**0**	**3**	**0**	**0**	**0**	17	17.00
Hourly Average	**0.00**	**0.00**	**3.50**	**0.00**	**0.75**	**0.00**	**0.00**	**0.00**	**4.25**	**4.25**
1800 - 1815	0	0	1	0	1	0	0	0	2	2.00
1815 - 1830	0	0	3	0	0	0	0	0	3	3.00
1830 - 1845	0	0	0	0	0	0	0	0	0	0.00
1845 - 1900	0	0	3	0	0	0	0	0	3	3.00
Hourly Total	**0**	**0**	**7**	**0**	**1**	**0**	**0**	**0**	8	8.00
Hourly Average	**0.00**	**0.00**	**1.75**	**0.00**	**0.25**	**0.00**	**0.00**	**0.00**	**2.00**	**2.00**

Session Total	**1**	**1**	**185**	**7**	**31**	**7**	**2**	**0**	234	238.70
Session Average	**0.02**	**0.02**	**3.85**	**0.15**	**0.65**	**0.15**	**0.04**	**0.00**	**4.88**	**4.97**

Kirkby
Classified Junction Count

Site 10 of 12
Arbour Lane
Local Road
A5208 County Road (South)
Broad Lane
A5208 County Road (North)

Lat/Long
lat 53.476854° lon -2.869811°

Date
Thursday 20 October 2022

Weather
Sunny Intervals
Temp: 14°C

0700 - 1900 (Thursday 12H Session)

	Movement 11.18: Right from Broad Lane to Local Road								Original Data	
TIME	P/CYCLE	M/CYCLE	CAR	TAXI	LGV	OGV1	OGV2	BUS/COACH	TOTAL	PCU TOTAL
0700 - 0715	0	0	3	0	0	0	0	0	3	3.00
0715 - 0730	0	0	3	0	1	0	0	0	4	4.00
0730 - 0745	0	0	0	0	0	0	0	0	0	0.00
0745 - 0800	0	0	2	0	1	0	0	0	3	3.00
Hourly Total	0	0	8	0	2	0	0	0	10	10.00
Hourly Average	0.00	0.00	2.00	0.00	0.50	0.00	0.00	0.00	2.50	2.50
0800 - 0815	0	0	0	0	1	0	0	0	1	1.00
0815 - 0830	0	0	2	0	0	0	0	0	2	2.00
0830 - 0845	0	0	1	0	0	0	0	0	1	1.00
0845 - 0900	0	0	3	0	0	0	0	0	3	3.00
Hourly Total	0	0	6	0	1	0	0	0	7	7.00
Hourly Average	0.00	0.00	1.50	0.00	0.25	0.00	0.00	0.00	1.75	1.75
0900 - 0915	0	0	3	0	0	0	0	0	3	3.00
0915 - 0930	0	0	2	0	0	0	0	0	2	2.00
0930 - 0945	0	0	1	0	0	0	0	0	1	1.00
0945 - 1000	0	0	3	0	0	0	0	0	3	3.00
Hourly Total	0	0	9	0	0	0	0	0	9	9.00
Hourly Average	0.00	0.00	2.25	0.00	0.00	0.00	0.00	0.00	2.25	2.25
1000 - 1015	0	0	0	0	0	0	0	0	0	0.00
1015 - 1030	0	0	2	0	0	0	0	0	2	2.00
1030 - 1045	0	0	0	0	0	0	0	0	0	0.00
1045 - 1100	0	0	1	0	0	0	0	0	1	1.00
Hourly Total	0	0	3	0	0	0	0	0	3	3.00
Hourly Average	0.00	0.00	0.75	0.00	0.00	0.00	0.00	0.00	0.75	0.75
1100 - 1115	0	0	1	0	0	0	0	0	1	1.00
1115 - 1130	0	0	1	0	0	0	0	0	1	1.00
1130 - 1145	0	0	2	0	0	0	0	0	2	2.00
1145 - 1200	0	0	1	0	0	0	0	0	1	1.00
Hourly Total	0	0	5	0	0	0	0	0	5	5.00
Hourly Average	0.00	0.00	1.25	0.00	0.00	0.00	0.00	0.00	1.25	1.25
1200 - 1215	0	0	9	0	2	1	2	0	14	17.10
1215 - 1230	0	0	1	0	0	0	0	0	1	1.00
1230 - 1245	0	0	1	0	0	1	0	0	2	2.50
1245 - 1300	0	0	2	0	0	0	0	0	2	2.00
Hourly Total	0	0	13	0	2	2	2	0	19	22.60
Hourly Average	0.00	0.00	3.25	0.00	0.50	0.50	0.50	0.00	4.75	5.65
1300 - 1315	0	0	3	0	0	0	0	0	3	3.00
1315 - 1330	0	0	1	0	0	0	0	0	1	1.00
1330 - 1345	0	0	2	0	0	0	0	0	2	2.00
1345 - 1400	0	0	2	0	0	0	0	0	2	2.00
Hourly Total	0	0	8	0	0	0	0	0	8	8.00
Hourly Average	0.00	0.00	2.00	0.00	0.00	0.00	0.00	0.00	2.00	2.00
1400 - 1415	0	0	0	0	0	0	0	0	0	0.00
1415 - 1430	0	0	0	0	1	0	0	0	1	1.00
1430 - 1445	0	0	0	0	0	0	0	0	0	0.00
1445 - 1500	0	0	1	0	2	0	0	0	3	3.00
Hourly Total	0	0	1	0	3	0	0	0	4	4.00
Hourly Average	0.00	0.00	0.25	0.00	0.75	0.00	0.00	0.00	1.00	1.00
1500 - 1515	0	0	0	0	0	0	0	0	0	0.00
1515 - 1530	0	0	1	0	0	0	0	0	1	1.00
1530 - 1545	0	0	1	0	0	0	0	0	1	1.00
1545 - 1600	0	0	0	0	0	0	0	0	0	0.00
Hourly Total	0	0	2	0	0	0	0	0	2	2.00
Hourly Average	0.00	0.00	0.50	0.00	0.00	0.00	0.00	0.00	0.50	0.50
1600 - 1615	0	0	0	0	1	0	0	0	1	1.00
1615 - 1630	0	0	0	0	0	0	0	0	0	0.00
1630 - 1645	0	0	1	0	1	0	0	0	2	2.00
1645 - 1700	0	0	0	0	0	0	0	0	0	0.00
Hourly Total	0	0	1	0	2	0	0	0	3	3.00
Hourly Average	0.00	0.00	0.25	0.00	0.50	0.00	0.00	0.00	0.75	0.75
1700 - 1715	0	0	3	0	0	0	0	0	3	3.00
1715 - 1730	0	0	0	0	1	0	0	0	1	1.00
1730 - 1745	0	0	1	0	1	0	0	0	2	2.00
1745 - 1800	0	0	0	0	0	0	0	0	0	0.00
Hourly Total	0	0	4	0	2	0	0	0	6	6.00
Hourly Average	0.00	0.00	1.00	0.00	0.50	0.00	0.00	0.00	1.50	1.50
1800 - 1815	0	0	2	0	0	0	0	0	2	2.00
1815 - 1830	0	0	1	0	0	0	0	0	1	1.00
1830 - 1845	0	0	0	0	0	0	0	0	0	0.00
1845 - 1900	0	0	0	0	0	0	0	0	0	0.00
Hourly Total	0	0	3	0	0	0	0	0	3	3.00
Hourly Average	0.00	0.00	0.75	0.00	0.00	0.00	0.00	0.00	0.75	0.75

Session Total	0	0	63	0	12	2	2	0	79	82.60
Session Average	0.00	0.00	1.31	0.00	0.25	0.04	0.04	0.00	1.65	1.72

Kirkby
Classified Junction Count

Site 10 of 12
Arbour Lane
Local Road
A5208 County Road (South)
Broad Lane
A5208 County Road (North)

Lat/Long
lat 53.476854° lon -2.869811°

Date
Thursday 20 October 2022

Weather
Sunny Intervals
Temp: 14°C

0700 - 1900 (Thursday 12H Session)

	Movement 11.19: Right from Broad Lane to A5208 County Road (South)								Original Data	
TIME	P/CYCLE	M/CYCLE	CAR	TAXI	LGV	OGV1	OGV2	BUS/COACH	TOTAL	PCU TOTAL
0700 - 0715	0	0	2	0	0	0	0	0	2	2.00
0715 - 0730	0	0	7	0	1	0	0	0	8	8.00
0730 - 0745	0	0	12	0	2	1	0	0	15	15.50
0745 - 0800	0	0	11	0	1	0	1	0	13	14.30
Hourly Total	0	0	32	0	4	1	1	0	38	39.80
Hourly Average	0.00	0.00	8.00	0.00	1.00	0.25	0.25	0.00	9.50	9.95
0800 - 0815	0	0	18	0	1	2	0	0	21	22.00
0815 - 0830	0	0	16	0	1	0	0	0	17	17.00
0830 - 0845	0	0	6	0	2	1	2	0	11	14.10
0845 - 0900	0	0	23	1	3	0	0	0	27	27.00
Hourly Total	0	0	63	1	7	3	2	0	76	80.10
Hourly Average	0.00	0.00	15.75	0.25	1.75	0.75	0.50	0.00	19.00	20.03
0900 - 0915	0	0	14	0	1	1	0	0	16	16.50
0915 - 0930	0	0	5	2	3	0	0	1	11	12.00
0930 - 0945	0	0	11	1	3	0	0	0	15	15.00
0945 - 1000	0	0	12	0	1	0	0	0	13	13.00
Hourly Total	0	0	42	3	8	1	0	1	55	56.50
Hourly Average	0.00	0.00	10.50	0.75	2.00	0.25	0.00	0.25	13.75	14.13
1000 - 1015	0	0	6	0	1	1	0	0	8	8.50
1015 - 1030	0	0	5	0	2	0	0	0	7	7.00
1030 - 1045	0	0	7	0	1	0	0	1	9	10.00
1045 - 1100	0	0	8	1	0	1	0	0	10	10.50
Hourly Total	0	0	26	1	4	2	0	1	34	36.00
Hourly Average	0.00	0.00	6.50	0.25	1.00	0.50	0.00	0.25	8.50	9.00
1100 - 1115	0	0	8	1	5	1	0	0	15	15.50
1115 - 1130	0	0	3	0	1	1	0	0	5	5.50
1130 - 1145	0	0	9	0	1	0	0	0	10	10.00
1145 - 1200	0	1	8	0	0	0	0	0	9	8.40
Hourly Total	0	1	28	1	7	2	0	0	39	39.40
Hourly Average	0.00	0.25	7.00	0.25	1.75	0.50	0.00	0.00	9.75	9.85
1200 - 1215	0	0	0	0	0	0	0	0	0	0.00
1215 - 1230	0	0	5	0	2	0	0	0	7	7.00
1230 - 1245	0	0	8	0	0	1	0	0	9	9.50
1245 - 1300	0	0	7	0	1	0	0	0	8	8.00
Hourly Total	0	0	20	0	3	1	0	0	24	24.50
Hourly Average	0.00	0.00	5.00	0.00	0.75	0.25	0.00	0.00	6.00	6.13
1300 - 1315	0	0	7	1	1	0	0	0	9	9.00
1315 - 1330	0	0	6	0	1	0	1	0	8	9.30
1330 - 1345	0	0	3	0	0	0	0	0	3	3.00
1345 - 1400	0	0	6	0	0	2	0	0	8	9.00
Hourly Total	0	0	22	1	2	2	1	0	28	30.30
Hourly Average	0.00	0.00	5.50	0.25	0.50	0.50	0.25	0.00	7.00	7.58
1400 - 1415	0	0	6	1	1	0	0	1	9	10.00
1415 - 1430	0	0	5	0	2	0	0	0	7	7.00
1430 - 1445	0	0	10	1	2	0	1	0	14	15.30
1445 - 1500	0	0	3	0	1	0	0	0	4	4.00
Hourly Total	0	0	24	2	6	0	1	1	34	36.30
Hourly Average	0.00	0.00	6.00	0.50	1.50	0.00	0.25	0.25	8.50	9.08
1500 - 1515	0	0	9	0	1	0	0	0	10	10.00
1515 - 1530	0	0	16	0	4	0	0	0	20	20.00
1530 - 1545	0	1	12	0	2	0	0	0	15	14.40
1545 - 1600	0	0	13	0	1	0	0	0	14	14.00
Hourly Total	0	1	50	0	8	0	0	0	59	58.40
Hourly Average	0.00	0.25	12.50	0.00	2.00	0.00	0.00	0.00	14.75	14.60
1600 - 1615	0	0	12	1	3	0	0	0	16	16.00
1615 - 1630	0	0	10	2	1	1	0	0	14	14.50
1630 - 1645	0	0	9	0	0	0	0	0	9	9.00
1645 - 1700	0	1	10	0	1	0	0	0	12	11.40
Hourly Total	0	1	41	3	5	1	0	0	51	50.90
Hourly Average	0.00	0.25	10.25	0.75	1.25	0.25	0.00	0.00	12.75	12.73
1700 - 1715	0	0	8	0	1	0	0	0	9	9.00
1715 - 1730	0	0	3	1	0	0	0	0	4	4.00
1730 - 1745	0	0	8	0	1	0	0	0	9	9.00
1745 - 1800	0	0	15	0	0	0	0	0	15	15.00
Hourly Total	0	0	34	1	2	0	0	0	37	37.00
Hourly Average	0.00	0.00	8.50	0.25	0.50	0.00	0.00	0.00	9.25	9.25
1800 - 1815	0	0	7	0	1	0	0	0	8	8.00
1815 - 1830	0	0	6	0	0	0	0	0	6	6.00
1830 - 1845	0	0	6	0	0	0	0	0	6	6.00
1845 - 1900	0	0	8	0	2	0	0	0	10	10.00
Hourly Total	0	0	27	0	3	0	0	0	30	30.00
Hourly Average	0.00	0.00	6.75	0.00	0.75	0.00	0.00	0.00	7.50	7.50

Session Total	0	3	409	13	59	13	5	3	505	519.20
Session Average	0.00	0.06	8.52	0.27	1.23	0.27	0.10	0.06	10.52	10.82

Kirkby
Classified Junction Count

Site 10 of 12
Arbour Lane
Local Road
A5208 County Road (South)
Broad Lane
A5208 County Road (North)

Lat/Long
lat 53.476854° lon -2.869811°

Date
Thursday 20 October 2022

Weather
Sunny Intervals
Temp: 14°C

0700 - 1900 (Thursday 12H Session)

	Movement 11.20: U-Turn from Broad Lane to Broad Lane								Original Data	
TIME	P/CYCLE	M/CYCLE	CAR	TAXI	LGV	OGV1	OGV2	BUS/COACH	TOTAL	PCU TOTAL
0700 - 0715	0	0	0	0	0	0	0	0	0	0.00
0715 - 0730	0	0	0	0	0	0	0	0	0	0.00
0730 - 0745	0	0	0	0	0	0	0	0	0	0.00
0745 - 0800	0	0	0	0	0	0	0	0	0	0.00
Hourly Total	0	0	0	0	0	0	0	0	0	0.00
Hourly Average	0.00	0.00	0.00	0.00	0.00	0.00	0.00	0.00	0.00	0.00
0800 - 0815	0	0	0	0	0	0	0	0	0	0.00
0815 - 0830	0	0	0	0	0	0	0	0	0	0.00
0830 - 0845	0	0	2	0	0	0	0	0	2	2.00
0845 - 0900	0	0	1	0	0	0	0	0	1	1.00
Hourly Total	0	0	3	0	0	0	0	0	3	3.00
Hourly Average	0.00	0.00	0.75	0.00	0.00	0.00	0.00	0.00	0.75	0.75
0900 - 0915	0	0	1	0	0	0	0	0	1	1.00
0915 - 0930	0	0	0	0	0	0	0	0	0	0.00
0930 - 0945	0	0	0	0	0	0	0	0	0	0.00
0945 - 1000	0	0	0	0	0	0	0	0	0	0.00
Hourly Total	0	0	1	0	0	0	0	0	1	1.00
Hourly Average	0.00	0.00	0.25	0.00	0.00	0.00	0.00	0.00	0.25	0.25
1000 - 1015	0	0	0	0	0	0	0	0	0	0.00
1015 - 1030	0	0	0	0	0	0	0	0	0	0.00
1030 - 1045	0	0	0	0	0	0	0	0	0	0.00
1045 - 1100	0	0	0	0	0	0	0	0	0	0.00
Hourly Total	0	0	0	0	0	0	0	0	0	0.00
Hourly Average	0.00	0.00	0.00	0.00	0.00	0.00	0.00	0.00	0.00	0.00
1100 - 1115	0	0	0	0	0	0	0	0	0	0.00
1115 - 1130	0	0	1	0	0	0	0	0	1	1.00
1130 - 1145	0	0	0	0	0	0	0	0	0	0.00
1145 - 1200	0	0	0	0	0	0	0	0	0	0.00
Hourly Total	0	0	1	0	0	0	0	0	1	1.00
Hourly Average	0.00	0.00	0.25	0.00	0.00	0.00	0.00	0.00	0.25	0.25
1200 - 1215	0	0	0	0	0	0	0	0	0	0.00
1215 - 1230	0	0	0	0	0	0	0	0	0	0.00
1230 - 1245	0	0	0	0	0	0	0	0	0	0.00
1245 - 1300	0	0	0	0	0	0	0	0	0	0.00
Hourly Total	0	0	0	0	0	0	0	0	0	0.00
Hourly Average	0.00	0.00	0.00	0.00	0.00	0.00	0.00	0.00	0.00	0.00
1300 - 1315	0	0	2	0	0	0	0	0	2	2.00
1315 - 1330	0	0	0	0	0	0	0	0	0	0.00
1330 - 1345	0	0	0	0	0	0	0	0	0	0.00
1345 - 1400	0	0	0	0	0	0	0	0	0	0.00
Hourly Total	0	0	2	0	0	0	0	0	2	2.00
Hourly Average	0.00	0.00	0.50	0.00	0.00	0.00	0.00	0.00	0.50	0.50
1400 - 1415	0	0	0	0	0	1	0	0	1	1.50
1415 - 1430	0	0	0	0	0	0	0	0	0	0.00
1430 - 1445	0	0	0	0	0	0	0	0	0	0.00
1445 - 1500	0	0	0	0	0	0	0	0	0	0.00
Hourly Total	0	0	0	0	0	1	0	0	1	1.50
Hourly Average	0.00	0.00	0.00	0.00	0.00	0.25	0.00	0.00	0.25	0.38
1500 - 1515	0	0	1	0	0	0	0	0	1	1.00
1515 - 1530	0	0	1	0	0	0	0	0	1	1.00
1530 - 1545	0	0	1	0	0	0	0	0	1	1.00
1545 - 1600	0	0	0	0	0	0	0	0	0	0.00
Hourly Total	0	0	3	0	0	0	0	0	3	3.00
Hourly Average	0.00	0.00	0.75	0.00	0.00	0.00	0.00	0.00	0.75	0.75
1600 - 1615	0	0	0	0	0	0	0	0	0	0.00
1615 - 1630	0	0	0	0	0	0	0	0	0	0.00
1630 - 1645	0	0	0	0	0	0	0	0	0	0.00
1645 - 1700	0	0	0	0	0	0	0	0	0	0.00
Hourly Total	0	0	0	0	0	0	0	0	0	0.00
Hourly Average	0.00	0.00	0.00	0.00	0.00	0.00	0.00	0.00	0.00	0.00
1700 - 1715	0	0	0	0	0	0	0	0	0	0.00
1715 - 1730	0	0	0	0	0	0	0	0	0	0.00
1730 - 1745	0	0	0	0	0	0	0	0	0	0.00
1745 - 1800	0	0	0	0	0	0	0	0	0	0.00
Hourly Total	0	0	0	0	0	0	0	0	0	0.00
Hourly Average	0.00	0.00	0.00	0.00	0.00	0.00	0.00	0.00	0.00	0.00
1800 - 1815	0	0	0	0	0	0	0	0	0	0.00
1815 - 1830	0	0	0	0	0	0	0	0	0	0.00
1830 - 1845	0	0	0	0	0	0	0	0	0	0.00
1845 - 1900	0	0	0	0	0	0	0	0	0	0.00
Hourly Total	0	0	0	0	0	0	0	0	0	0.00
Hourly Average	0.00	0.00	0.00	0.00	0.00	0.00	0.00	0.00	0.00	0.00

Session Total	0	0	10	0	0	1	0	0	11	11.50
Session Average	0.00	0.00	0.21	0.00	0.00	0.02	0.00	0.00	0.23	0.24

Kirkby
Classified Junction Count

Site 10 of 12
Arbour Lane
Local Road
A5208 County Road (South)
Broad Lane
A5208 County Road (North)

Lat/Long
lat 53.476854° lon -2.869811°

Date
Thursday 20 October 2022

Weather
Sunny Intervals
Temp: 14°C

0700 - 1900 (Thursday 12H Session)

	Movement 11.21: Left from A5208 County Road (North) to Arbour Lane								Original Data	
TIME	P/CYCLE	M/CYCLE	CAR	TAXI	LGV	OGV1	OGV2	BUS/COACH	TOTAL	PCU TOTAL
0700 - 0715	0	0	14	0	2	0	0	0	16	16.00
0715 - 0730	0	0	23	0	3	0	0	0	26	26.00
0730 - 0745	0	1	24	0	3	0	0	0	28	27.40
0745 - 0800	0	0	33	1	4	0	1	0	39	40.30
Hourly Total	0	1	94	1	12	0	1	0	109	109.70
Hourly Average	0.00	0.25	23.50	0.25	3.00	0.00	0.25	0.00	27.25	27.43
0800 - 0815	0	0	18	0	3	3	2	0	26	30.10
0815 - 0830	0	0	21	0	2	0	2	0	25	27.60
0830 - 0845	0	0	18	0	3	0	1	0	22	23.30
0845 - 0900	0	0	34	0	3	2	2	0	41	44.60
Hourly Total	0	0	91	0	11	5	7	0	114	125.60
Hourly Average	0.00	0.00	22.75	0.00	2.75	1.25	1.75	0.00	28.50	31.40
0900 - 0915	0	0	31	1	3	2	1	0	38	40.30
0915 - 0930	0	0	24	0	3	0	0	0	27	27.00
0930 - 0945	0	0	18	0	4	1	0	0	23	23.50
0945 - 1000	0	0	19	1	10	3	4	0	37	43.70
Hourly Total	0	0	92	2	20	6	5	0	125	134.50
Hourly Average	0.00	0.00	23.00	0.50	5.00	1.50	1.25	0.00	31.25	33.63
1000 - 1015	0	0	16	1	5	0	0	0	22	22.00
1015 - 1030	0	0	16	0	4	1	0	0	21	21.50
1030 - 1045	0	0	7	0	1	0	1	0	9	10.30
1045 - 1100	0	0	13	2	1	0	3	0	19	22.90
Hourly Total	0	0	52	3	11	1	4	0	71	76.70
Hourly Average	0.00	0.00	13.00	0.75	2.75	0.25	1.00	0.00	17.75	19.18
1100 - 1115	0	0	11	0	1	0	1	0	13	14.30
1115 - 1130	0	0	10	0	2	1	3	0	16	20.40
1130 - 1145	0	0	9	0	0	1	0	0	10	10.50
1145 - 1200	0	0	7	0	1	1	0	0	9	9.50
Hourly Total	0	0	37	0	4	3	4	0	48	54.70
Hourly Average	0.00	0.00	9.25	0.00	1.00	0.75	1.00	0.00	12.00	13.68
1200 - 1215	0	0	9	0	2	1	2	0	14	17.10
1215 - 1230	0	0	20	0	3	1	1	0	25	26.80
1230 - 1245	0	0	11	0	2	1	2	0	16	19.10
1245 - 1300	0	0	24	0	6	2	0	0	32	33.00
Hourly Total	0	0	64	0	13	5	5	0	87	96.00
Hourly Average	0.00	0.00	16.00	0.00	3.25	1.25	1.25	0.00	21.75	24.00
1300 - 1315	0	0	18	0	4	2	0	0	24	25.00
1315 - 1330	0	0	15	0	3	0	1	0	19	20.30
1330 - 1345	0	0	12	0	3	1	1	0	17	18.80
1345 - 1400	0	0	14	0	8	2	3	0	27	31.90
Hourly Total	0	0	59	0	18	5	5	0	87	96.00
Hourly Average	0.00	0.00	14.75	0.00	4.50	1.25	1.25	0.00	21.75	24.00
1400 - 1415	0	0	8	0	5	1	3	0	17	21.40
1415 - 1430	0	0	17	0	3	0	2	0	22	24.60
1430 - 1445	0	0	8	0	6	0	1	0	15	16.30
1445 - 1500	0	0	16	0	1	0	0	0	17	17.00
Hourly Total	0	0	49	0	15	1	6	0	71	79.30
Hourly Average	0.00	0.00	12.25	0.00	3.75	0.25	1.50	0.00	17.75	19.83
1500 - 1515	0	0	7	0	2	0	0	0	9	9.00
1515 - 1530	0	0	11	0	4	1	0	0	16	16.50
1530 - 1545	0	0	9	0	4	2	0	0	15	16.00
1545 - 1600	0	0	15	0	1	0	4	0	20	25.20
Hourly Total	0	0	42	0	11	3	4	0	60	66.70
Hourly Average	0.00	0.00	10.50	0.00	2.75	0.75	1.00	0.00	15.00	16.68
1600 - 1615	0	0	8	0	4	1	2	0	15	18.10
1615 - 1630	0	0	13	0	4	0	1	0	18	19.30
1630 - 1645	0	0	17	0	2	0	1	0	20	21.30
1645 - 1700	0	0	19	1	4	0	0	0	24	24.00
Hourly Total	0	0	57	1	14	1	4	0	77	82.70
Hourly Average	0.00	0.00	14.25	0.25	3.50	0.25	1.00	0.00	19.25	20.68
1700 - 1715	0	0	20	0	2	2	0	0	24	25.00
1715 - 1730	0	0	12	0	0	1	0	0	13	13.50
1730 - 1745	0	0	14	0	1	0	1	0	16	17.30
1745 - 1800	0	0	27	1	0	0	0	0	28	28.00
Hourly Total	0	0	73	1	3	3	1	0	81	83.80
Hourly Average	0.00	0.00	18.25	0.25	0.75	0.75	0.25	0.00	20.25	20.95
1800 - 1815	0	0	14	1	1	0	0	0	16	16.00
1815 - 1830	0	0	11	0	2	0	0	0	13	13.00
1830 - 1845	0	1	14	0	0	0	0	0	15	14.40
1845 - 1900	0	0	9	0	0	1	0	0	10	10.50
Hourly Total	0	1	48	1	3	1	0	0	54	53.90
Hourly Average	0.00	0.25	12.00	0.25	0.75	0.25	0.00	0.00	13.50	13.48

Session Total	0	2	758	9	135	34	46	0	984	1059.60
Session Average	0.00	0.04	15.79	0.19	2.81	0.71	0.96	0.00	20.50	22.08

Kirkby
Classified Junction Count

Site 10 of 12
Arbour Lane
Local Road
A5208 County Road (South)
Broad Lane
A5208 County Road (North)

Lat/Long
lat 53.476854° lon -2.869811°

Date
Thursday 20 October 2022

Weather
Sunny Intervals
Temp: 14°C

0700 - 1900 (Thursday 12H Session)

	Movement 11.22: Left from A5208 County Road (North) to Local Road								Original Data	
TIME	P/CYCLE	M/CYCLE	CAR	TAXI	LGV	OGV1	OGV2	BUS/COACH	TOTAL	PCU TOTAL
0700 - 0715	0	0	5	0	3	0	0	0	8	8.00
0715 - 0730	0	0	4	0	1	0	0	0	5	5.00
0730 - 0745	0	0	2	0	1	0	0	0	3	3.00
0745 - 0800	0	0	3	0	2	0	0	0	5	5.00
Hourly Total	0	0	14	0	7	0	0	0	21	21.00
Hourly Average	0.00	0.00	3.50	0.00	1.75	0.00	0.00	0.00	5.25	5.25
0800 - 0815	0	0	5	0	2	0	0	0	7	7.00
0815 - 0830	0	0	5	0	1	0	1	0	7	8.30
0830 - 0845	0	0	8	0	1	0	0	0	9	9.00
0845 - 0900	0	0	10	0	2	0	0	0	12	12.00
Hourly Total	0	0	28	0	6	0	1	0	35	36.30
Hourly Average	0.00	0.00	7.00	0.00	1.50	0.00	0.25	0.00	8.75	9.08
0900 - 0915	0	0	8	0	1	0	0	0	9	9.00
0915 - 0930	0	0	6	0	1	0	0	0	7	7.00
0930 - 0945	0	0	7	0	1	0	0	0	8	8.00
0945 - 1000	0	0	2	0	2	0	0	0	4	4.00
Hourly Total	0	0	23	0	5	0	0	0	28	28.00
Hourly Average	0.00	0.00	5.75	0.00	1.25	0.00	0.00	0.00	7.00	7.00
1000 - 1015	0	0	3	0	1	0	0	0	4	4.00
1015 - 1030	0	0	4	0	2	0	0	0	6	6.00
1030 - 1045	0	0	4	0	0	0	0	0	4	4.00
1045 - 1100	0	0	4	0	0	0	0	0	4	4.00
Hourly Total	0	0	15	0	3	0	0	0	18	18.00
Hourly Average	0.00	0.00	3.75	0.00	0.75	0.00	0.00	0.00	4.50	4.50
1100 - 1115	0	0	4	0	1	0	0	0	5	5.00
1115 - 1130	0	0	6	0	0	0	0	0	6	6.00
1130 - 1145	0	0	10	0	0	0	0	0	10	10.00
1145 - 1200	0	0	3	0	1	0	0	0	4	4.00
Hourly Total	0	0	23	0	2	0	0	0	25	25.00
Hourly Average	0.00	0.00	5.75	0.00	0.50	0.00	0.00	0.00	6.25	6.25
1200 - 1215	0	0	2	0	1	0	0	0	3	3.00
1215 - 1230	0	0	3	0	1	0	0	0	4	4.00
1230 - 1245	0	0	5	0	0	1	0	0	6	6.50
1245 - 1300	0	0	9	0	1	0	0	0	10	10.00
Hourly Total	0	0	19	0	3	1	0	0	23	23.50
Hourly Average	0.00	0.00	4.75	0.00	0.75	0.25	0.00	0.00	5.75	5.88
1300 - 1315	0	0	4	0	0	0	0	0	4	4.00
1315 - 1330	0	0	4	0	3	0	0	0	7	7.00
1330 - 1345	0	0	3	0	1	0	0	0	4	4.00
1345 - 1400	0	0	5	0	0	0	0	0	5	5.00
Hourly Total	0	0	16	0	4	0	0	0	20	20.00
Hourly Average	0.00	0.00	4.00	0.00	1.00	0.00	0.00	0.00	5.00	5.00
1400 - 1415	0	0	2	0	0	0	0	0	2	2.00
1415 - 1430	0	0	1	0	0	0	0	0	1	1.00
1430 - 1445	0	0	0	0	2	0	0	0	2	2.00
1445 - 1500	0	0	2	0	1	0	0	0	3	3.00
Hourly Total	0	0	5	0	3	0	0	0	8	8.00
Hourly Average	0.00	0.00	1.25	0.00	0.75	0.00	0.00	0.00	2.00	2.00
1500 - 1515	0	0	3	0	1	0	0	0	4	4.00
1515 - 1530	0	0	4	0	0	0	0	0	4	4.00
1530 - 1545	0	0	3	0	1	0	0	0	4	4.00
1545 - 1600	0	0	3	0	2	0	0	0	5	5.00
Hourly Total	0	0	13	0	4	0	0	0	17	17.00
Hourly Average	0.00	0.00	3.25	0.00	1.00	0.00	0.00	0.00	4.25	4.25
1600 - 1615	0	0	5	0	0	0	0	0	5	5.00
1615 - 1630	0	0	1	0	2	0	0	0	3	3.00
1630 - 1645	0	0	4	0	1	0	0	0	5	5.00
1645 - 1700	0	0	2	1	0	0	0	0	3	3.00
Hourly Total	0	0	12	1	3	0	0	0	16	16.00
Hourly Average	0.00	0.00	3.00	0.25	0.75	0.00	0.00	0.00	4.00	4.00
1700 - 1715	0	0	2	0	0	0	0	0	2	2.00
1715 - 1730	0	0	3	0	1	0	0	0	4	4.00
1730 - 1745	0	0	1	0	2	0	0	0	3	3.00
1745 - 1800	0	0	4	0	0	0	0	0	4	4.00
Hourly Total	0	0	10	0	3	0	0	0	13	13.00
Hourly Average	0.00	0.00	2.50	0.00	0.75	0.00	0.00	0.00	3.25	3.25
1800 - 1815	0	0	5	0	0	0	0	0	5	5.00
1815 - 1830	0	1	3	0	0	0	0	0	4	3.40
1830 - 1845	0	0	2	0	0	0	0	0	2	2.00
1845 - 1900	0	0	2	0	0	0	0	0	2	2.00
Hourly Total	0	1	12	0	0	0	0	0	13	12.40
Hourly Average	0.00	0.25	3.00	0.00	0.00	0.00	0.00	0.00	3.25	3.10

Session Total	0	1	190	1	43	1	1	0	237	238.20
Session Average	0.00	0.02	3.96	0.02	0.90	0.02	0.02	0.00	4.94	4.96

Kirkby
Classified Junction Count

Site 10 of 12
Arbour Lane
Local Road
A5208 County Road (South)
Broad Lane
A5208 County Road (North)

Lat/Long
lat 53.476854° lon -2.869811°

Date
Thursday 20 October 2022

Weather
Sunny Intervals
Temp: 14°C

0700 - 1900 (Thursday 12H Session)

	Movement 11.23: Southbound from A5208 County Road (North) to A5208 County Road (South)								Original Data	
TIME	P/CYCLE	M/CYCLE	CAR	TAXI	LGV	OGV1	OGV2	BUS/COACH	TOTAL	PCU TOTAL
0700 - 0715	0	1	70	0	19	1	1	0	92	93.20
0715 - 0730	0	1	96	0	15	2	0	2	116	118.40
0730 - 0745	0	0	123	2	24	3	3	1	156	162.40
0745 - 0800	0	0	122	1	17	5	1	1	147	151.80
Hourly Total	0	2	411	3	75	11	5	4	511	525.80
Hourly Average	0.00	0.50	102.75	0.75	18.75	2.75	1.25	1.00	127.75	131.45
0800 - 0815	0	0	105	3	23	4	2	1	138	143.60
0815 - 0830	0	0	89	0	16	3	1	0	109	111.80
0830 - 0845	1	0	76	3	11	3	3	0	97	101.60
0845 - 0900	0	0	109	3	14	1	3	0	130	134.40
Hourly Total	1	0	379	9	64	11	9	1	474	491.40
Hourly Average	0.25	0.00	94.75	2.25	16.00	2.75	2.25	0.25	118.50	122.85
0900 - 0915	0	0	113	2	12	2	3	1	133	138.90
0915 - 0930	0	0	77	3	13	4	1	2	100	105.30
0930 - 0945	0	0	76	7	16	2	2	0	103	106.60
0945 - 1000	0	1	59	0	15	3	0	0	78	78.90
Hourly Total	0	1	325	12	56	11	6	3	414	429.70
Hourly Average	0.00	0.25	81.25	3.00	14.00	2.75	1.50	0.75	103.50	107.43
1000 - 1015	0	0	64	1	15	5	5	1	91	101.00
1015 - 1030	0	0	60	1	14	2	2	0	79	82.60
1030 - 1045	0	0	55	1	11	4	0	0	71	73.00
1045 - 1100	0	0	49	0	9	2	3	0	63	67.90
Hourly Total	0	0	228	3	49	13	10	1	304	324.50
Hourly Average	0.00	0.00	57.00	0.75	12.25	3.25	2.50	0.25	76.00	81.13
1100 - 1115	0	0	49	0	13	3	2	0	67	71.10
1115 - 1130	0	0	50	4	16	2	1	0	73	75.30
1130 - 1145	0	1	60	4	13	4	5	0	87	94.90
1145 - 1200	0	0	38	2	17	4	0	0	61	63.00
Hourly Total	0	1	197	10	59	13	8	0	288	304.30
Hourly Average	0.00	0.25	49.25	2.50	14.75	3.25	2.00	0.00	72.00	76.08
1200 - 1215	0	3	55	0	17	3	2	1	81	84.30
1215 - 1230	0	2	71	4	13	5	2	0	97	100.90
1230 - 1245	0	3	79	2	21	4	0	0	109	109.20
1245 - 1300	0	0	98	2	13	2	1	0	116	118.30
Hourly Total	0	8	303	8	64	14	5	1	403	412.70
Hourly Average	0.00	2.00	75.75	2.00	16.00	3.50	1.25	0.25	100.75	103.18
1300 - 1315	0	0	69	0	21	4	1	0	95	98.30
1315 - 1330	0	0	94	2	13	1	2	0	112	115.10
1330 - 1345	0	0	84	2	16	5	1	0	108	111.80
1345 - 1400	0	1	76	2	11	3	0	0	93	93.90
Hourly Total	0	1	323	6	61	13	4	0	408	419.10
Hourly Average	0.00	0.25	80.75	1.50	15.25	3.25	1.00	0.00	102.00	104.78
1400 - 1415	0	1	65	5	12	3	4	1	91	98.10
1415 - 1430	0	1	59	7	19	2	11	0	99	113.70
1430 - 1445	0	2	61	4	13	4	2	0	86	89.40
1445 - 1500	0	1	71	4	11	6	5	0	98	106.90
Hourly Total	0	5	256	20	55	15	22	1	374	408.10
Hourly Average	0.00	1.25	64.00	5.00	13.75	3.75	5.50	0.25	93.50	102.03
1500 - 1515	0	1	62	5	13	5	3	0	89	94.80
1515 - 1530	0	0	72	6	7	4	3	0	92	97.90
1530 - 1545	0	0	76	2	12	2	1	0	93	95.30
1545 - 1600	0	0	88	2	25	2	4	0	121	127.20
Hourly Total	0	1	298	15	57	13	11	0	395	415.20
Hourly Average	0.00	0.25	74.50	3.75	14.25	3.25	2.75	0.00	98.75	103.80
1600 - 1615	0	0	85	2	9	0	3	2	101	106.90
1615 - 1630	0	2	78	3	16	3	2	1	105	108.90
1630 - 1645	0	0	80	1	11	0	1	1	94	96.30
1645 - 1700	0	0	77	1	18	3	3	0	102	107.40
Hourly Total	0	2	320	7	54	6	9	4	402	419.50
Hourly Average	0.00	0.50	80.00	1.75	13.50	1.50	2.25	1.00	100.50	104.88
1700 - 1715	0	0	76	4	11	2	0	1	94	96.00
1715 - 1730	0	0	65	5	10	1	3	0	84	88.40
1730 - 1745	1	2	76	2	9	1	0	0	91	89.50
1745 - 1800	0	2	84	1	5	0	0	0	92	90.80
Hourly Total	1	4	301	12	35	4	3	1	361	364.70
Hourly Average	0.25	1.00	75.25	3.00	8.75	1.00	0.75	0.25	90.25	91.18
1800 - 1815	0	0	77	1	9	0	0	0	87	87.00
1815 - 1830	0	0	53	0	3	0	2	0	58	60.60
1830 - 1845	0	1	70	0	7	0	1	0	79	79.70
1845 - 1900	0	0	56	0	5	0	0	2	63	65.00
Hourly Total	0	1	256	1	24	0	3	2	287	292.30
Hourly Average	0.00	0.25	64.00	0.25	6.00	0.00	0.75	0.50	71.75	73.08

Session Total	2	26	3597	106	653	124	95	18	4621	4807.30
Session Average	0.04	0.54	74.94	2.21	13.60	2.58	1.98	0.38	96.27	100.15

Kirkby
Classified Junction Count

Site 10 of 12
Arbour Lane
Local Road
A5208 County Road (South)
Broad Lane
A5208 County Road (North)

Lat/Long
lat 53.476854° lon -2.869811°

Date
Thursday 20 October 2022

Weather
Sunny Intervals
Temp: 14°C

0700 - 1900 (Thursday 12H Session)

	Movement 11.24: Right from A5208 County Road (North) to Broad Lane								Original Data	
TIME	P/CYCLE	M/CYCLE	CAR	TAXI	LGV	OGV1	OGV2	BUS/COACH	TOTAL	PCU TOTAL
0700 - 0715	0	0	0	0	0	0	0	0	0	0.00
0715 - 0730	0	0	2	0	0	0	0	0	2	2.00
0730 - 0745	0	0	0	0	2	0	0	0	2	2.00
0745 - 0800	0	0	1	0	0	0	0	0	1	1.00
Hourly Total	0	0	3	0	2	0	0	0	5	5.00
Hourly Average	0.00	0.00	0.75	0.00	0.50	0.00	0.00	0.00	1.25	1.25
0800 - 0815	0	0	8	0	2	0	0	0	10	10.00
0815 - 0830	0	0	8	0	0	0	0	0	8	8.00
0830 - 0845	0	0	14	0	0	0	0	0	14	14.00
0845 - 0900	0	0	17	1	1	0	0	0	19	19.00
Hourly Total	0	0	47	1	3	0	0	0	51	51.00
Hourly Average	0.00	0.00	11.75	0.25	0.75	0.00	0.00	0.00	12.75	12.75
0900 - 0915	0	0	10	0	0	0	0	0	10	10.00
0915 - 0930	0	0	6	0	0	0	0	0	6	6.00
0930 - 0945	0	0	6	0	0	0	0	0	6	6.00
0945 - 1000	0	0	1	0	1	0	0	0	2	2.00
Hourly Total	0	0	23	0	1	0	0	0	24	24.00
Hourly Average	0.00	0.00	5.75	0.00	0.25	0.00	0.00	0.00	6.00	6.00
1000 - 1015	0	0	1	0	1	0	0	0	2	2.00
1015 - 1030	0	1	3	0	1	0	0	0	5	4.40
1030 - 1045	0	0	6	0	0	0	0	0	6	6.00
1045 - 1100	0	0	7	0	0	1	0	0	8	8.50
Hourly Total	0	1	17	0	2	1	0	0	21	20.90
Hourly Average	0.00	0.25	4.25	0.00	0.50	0.25	0.00	0.00	5.25	5.23
1100 - 1115	0	0	2	0	0	0	0	0	2	2.00
1115 - 1130	0	0	2	0	2	0	0	0	4	4.00
1130 - 1145	0	1	2	0	0	0	0	0	3	2.40
1145 - 1200	0	0	4	0	0	0	0	0	4	4.00
Hourly Total	0	1	10	0	2	0	0	0	13	12.40
Hourly Average	0.00	0.25	2.50	0.00	0.50	0.00	0.00	0.00	3.25	3.10
1200 - 1215	0	0	5	0	0	0	0	0	5	5.00
1215 - 1230	0	0	5	0	0	0	0	0	5	5.00
1230 - 1245	0	0	5	0	0	1	0	0	6	6.50
1245 - 1300	0	0	7	0	0	0	0	0	7	7.00
Hourly Total	0	0	22	0	0	1	0	0	23	23.50
Hourly Average	0.00	0.00	5.50	0.00	0.00	0.25	0.00	0.00	5.75	5.88
1300 - 1315	0	0	6	0	1	0	0	0	7	7.00
1315 - 1330	0	0	2	0	1	0	0	0	3	3.00
1330 - 1345	0	0	5	0	0	0	0	0	5	5.00
1345 - 1400	0	0	3	0	1	0	0	0	4	4.00
Hourly Total	0	0	16	0	3	0	0	0	19	19.00
Hourly Average	0.00	0.00	4.00	0.00	0.75	0.00	0.00	0.00	4.75	4.75
1400 - 1415	0	0	6	0	1	0	0	0	7	7.00
1415 - 1430	0	0	4	0	0	0	0	0	4	4.00
1430 - 1445	0	0	6	0	0	0	0	0	6	6.00
1445 - 1500	0	0	10	0	0	0	0	0	10	10.00
Hourly Total	0	0	26	0	1	0	0	0	27	27.00
Hourly Average	0.00	0.00	6.50	0.00	0.25	0.00	0.00	0.00	6.75	6.75
1500 - 1515	0	0	16	0	0	0	0	0	16	16.00
1515 - 1530	0	0	8	0	1	0	0	0	9	9.00
1530 - 1545	0	0	5	0	1	0	0	0	6	6.00
1545 - 1600	0	0	6	0	1	0	0	0	7	7.00
Hourly Total	0	0	35	0	3	0	0	0	38	38.00
Hourly Average	0.00	0.00	8.75	0.00	0.75	0.00	0.00	0.00	9.50	9.50
1600 - 1615	0	0	4	0	1	0	0	0	5	5.00
1615 - 1630	0	0	2	1	0	0	0	0	3	3.00
1630 - 1645	0	0	3	0	0	0	0	0	3	3.00
1645 - 1700	0	0	2	0	0	0	0	0	2	2.00
Hourly Total	0	0	11	1	1	0	0	0	13	13.00
Hourly Average	0.00	0.00	2.75	0.25	0.25	0.00	0.00	0.00	3.25	3.25
1700 - 1715	0	0	2	0	0	0	0	0	2	2.00
1715 - 1730	0	0	6	0	1	0	0	0	7	7.00
1730 - 1745	0	0	3	0	0	0	0	0	3	3.00
1745 - 1800	0	0	2	0	0	0	0	0	2	2.00
Hourly Total	0	0	13	0	1	0	0	0	14	14.00
Hourly Average	0.00	0.00	3.25	0.00	0.25	0.00	0.00	0.00	3.50	3.50
1800 - 1815	0	0	6	0	1	0	0	0	7	7.00
1815 - 1830	0	0	3	0	0	0	0	0	3	3.00
1830 - 1845	0	0	6	0	0	0	0	0	6	6.00
1845 - 1900	0	0	3	0	1	0	0	0	4	4.00
Hourly Total	0	0	18	0	2	0	0	0	20	20.00
Hourly Average	0.00	0.00	4.50	0.00	0.50	0.00	0.00	0.00	5.00	5.00

Session Total	0	2	241	2	21	2	0	0	268	267.80
Session Average	0.00	0.04	5.02	0.04	0.44	0.04	0.00	0.00	5.58	5.58

Kirkby
Classified Junction Count

Site 10 of 12
Arbour Lane
Local Road
A5208 County Road (South)
Broad Lane
A5208 County Road (North)

Lat/Long
lat 53.476854° lon -2.869811°

Date
Thursday 20 October 2022

Weather
Sunny Intervals
Temp: 14°C

0700 - 1900 (Thursday 12H Session)

	Movement 11.25: U-Turn from A5208 County Road (North) to A5208 County Road (North)								Original Data	
TIME	P/CYCLE	M/CYCLE	CAR	TAXI	LGV	OGV1	OGV2	BUS/COACH	TOTAL	PCU TOTAL
0700 - 0715	0	0	0	0	0	0	0	0	0	0.00
0715 - 0730	0	0	0	0	0	0	0	0	0	0.00
0730 - 0745	0	0	0	0	0	0	0	0	0	0.00
0745 - 0800	0	0	0	0	0	0	0	0	0	0.00
Hourly Total	0	0	0	0	0	0	0	0	0	0.00
Hourly Average	0.00	0.00	0.00	0.00	0.00	0.00	0.00	0.00	0.00	0.00
0800 - 0815	0	0	0	0	0	0	0	0	0	0.00
0815 - 0830	0	0	0	0	0	0	0	0	0	0.00
0830 - 0845	0	0	0	0	0	0	0	0	0	0.00
0845 - 0900	0	0	0	0	1	0	0	0	1	1.00
Hourly Total	0	0	0	0	1	0	0	0	1	1.00
Hourly Average	0.00	0.00	0.00	0.00	0.25	0.00	0.00	0.00	0.25	0.25
0900 - 0915	0	0	0	0	0	0	0	0	0	0.00
0915 - 0930	0	0	0	0	0	0	0	0	0	0.00
0930 - 0945	0	0	0	0	0	0	0	0	0	0.00
0945 - 1000	0	0	0	0	0	0	0	0	0	0.00
Hourly Total	0	0	0	0	0	0	0	0	0	0.00
Hourly Average	0.00	0.00	0.00	0.00	0.00	0.00	0.00	0.00	0.00	0.00
1000 - 1015	0	0	0	0	0	0	0	0	0	0.00
1015 - 1030	0	0	0	0	0	0	0	0	0	0.00
1030 - 1045	0	0	0	0	0	0	0	0	0	0.00
1045 - 1100	0	0	0	0	0	0	0	0	0	0.00
Hourly Total	0	0	0	0	0	0	0	0	0	0.00
Hourly Average	0.00	0.00	0.00	0.00	0.00	0.00	0.00	0.00	0.00	0.00
1100 - 1115	0	0	0	0	0	0	0	0	0	0.00
1115 - 1130	0	0	0	0	0	0	0	0	0	0.00
1130 - 1145	0	0	0	0	0	0	0	0	0	0.00
1145 - 1200	0	0	0	0	0	0	0	0	0	0.00
Hourly Total	0	0	0	0	0	0	0	0	0	0.00
Hourly Average	0.00	0.00	0.00	0.00	0.00	0.00	0.00	0.00	0.00	0.00
1200 - 1215	0	0	0	0	0	0	0	0	0	0.00
1215 - 1230	0	0	0	0	0	0	0	0	0	0.00
1230 - 1245	0	0	0	0	1	0	0	0	1	1.00
1245 - 1300	0	0	1	0	0	0	0	0	1	1.00
Hourly Total	0	0	1	0	1	0	0	0	2	2.00
Hourly Average	0.00	0.00	0.25	0.00	0.25	0.00	0.00	0.00	0.50	0.50
1300 - 1315	0	0	1	0	0	0	0	0	1	1.00
1315 - 1330	0	0	0	0	0	0	0	0	0	0.00
1330 - 1345	0	0	0	0	0	0	0	0	0	0.00
1345 - 1400	0	0	1	0	0	0	0	0	1	1.00
Hourly Total	0	0	2	0	0	0	0	0	2	2.00
Hourly Average	0.00	0.00	0.50	0.00	0.00	0.00	0.00	0.00	0.50	0.50
1400 - 1415	0	0	0	0	0	0	0	0	0	0.00
1415 - 1430	0	0	1	0	0	0	0	0	1	1.00
1430 - 1445	0	0	0	0	0	0	0	0	0	0.00
1445 - 1500	0	0	0	0	0	0	0	0	0	0.00
Hourly Total	0	0	1	0	0	0	0	0	1	1.00
Hourly Average	0.00	0.00	0.25	0.00	0.00	0.00	0.00	0.00	0.25	0.25
1500 - 1515	0	0	1	0	0	0	0	0	1	1.00
1515 - 1530	0	0	0	0	0	0	0	0	0	0.00
1530 - 1545	0	0	0	0	0	0	0	0	0	0.00
1545 - 1600	0	0	0	0	0	0	0	0	0	0.00
Hourly Total	0	0	1	0	0	0	0	0	1	1.00
Hourly Average	0.00	0.00	0.25	0.00	0.00	0.00	0.00	0.00	0.25	0.25
1600 - 1615	0	0	1	0	0	0	0	0	1	1.00
1615 - 1630	0	0	0	0	0	0	0	0	0	0.00
1630 - 1645	0	0	0	0	0	0	0	0	0	0.00
1645 - 1700	0	0	0	0	0	0	0	0	0	0.00
Hourly Total	0	0	1	0	0	0	0	0	1	1.00
Hourly Average	0.00	0.00	0.25	0.00	0.00	0.00	0.00	0.00	0.25	0.25
1700 - 1715	0	0	0	0	0	0	0	0	0	0.00
1715 - 1730	0	0	0	0	0	0	0	0	0	0.00
1730 - 1745	0	0	0	0	0	0	0	0	0	0.00
1745 - 1800	0	0	0	0	0	0	0	0	0	0.00
Hourly Total	0	0	0	0	0	0	0	0	0	0.00
Hourly Average	0.00	0.00	0.00	0.00	0.00	0.00	0.00	0.00	0.00	0.00
1800 - 1815	0	0	0	0	0	0	0	0	0	0.00
1815 - 1830	0	0	1	0	0	0	0	0	1	1.00
1830 - 1845	0	0	0	0	0	0	0	0	0	0.00
1845 - 1900	0	0	0	0	0	0	0	0	0	0.00
Hourly Total	0	0	1	0	0	0	0	0	1	1.00
Hourly Average	0.00	0.00	0.25	0.00	0.00	0.00	0.00	0.00	0.25	0.25

Session Total	0	0	7	0	2	0	0	0	9	9.00
Session Average	0.00	0.00	0.15	0.00	0.04	0.00	0.00	0.00	0.19	0.19

Kirkby
Classified Junction Count

Site 11 of 12
Lees Road
A5208 South Boundary Road
A5207 Moorgate Road North
A5208 County Road

Lat/Long
lat 53.475286° lon -2.867422°

Date
Thursday 20 October 2022

Weather
Sunny Intervals
Temp: 14°C

0700 - 1900 (Thursday 12H Session)

	Movement 12.1: Left from Lees Road to A5208 South Boundary Road								Original Data	
TIME	P/CYCLE	M/CYCLE	CAR	TAXI	LGV	OGV1	OGV2	BUS/COACH	TOTAL	PCU TOTAL
0700 - 0715	0	0	1	1	1	1	0	0	4	4.50
0715 - 0730	0	0	1	0	3	1	1	0	6	7.80
0730 - 0745	0	0	2	0	1	4	1	0	8	11.30
0745 - 0800	0	0	1	0	3	1	2	0	7	10.10
Hourly Total	0	0	5	1	8	7	4	0	25	33.70
Hourly Average	0.00	0.00	1.25	0.25	2.00	1.75	1.00	0.00	6.25	8.43
0800 - 0815	0	0	2	0	8	2	1	0	13	15.30
0815 - 0830	0	0	3	0	5	2	1	0	11	13.30
0830 - 0845	0	0	2	0	4	1	1	0	8	9.80
0845 - 0900	0	0	3	0	2	2	0	0	7	8.00
Hourly Total	0	0	10	0	19	7	3	0	39	46.40
Hourly Average	0.00	0.00	2.50	0.00	4.75	1.75	0.75	0.00	9.75	11.60
0900 - 0915	0	0	0	0	4	2	3	0	9	13.90
0915 - 0930	0	0	4	0	5	2	1	0	12	14.30
0930 - 0945	0	0	5	0	2	0	1	0	8	9.30
0945 - 1000	0	0	4	1	0	1	2	0	8	11.10
Hourly Total	0	0	13	1	11	5	7	0	37	48.60
Hourly Average	0.00	0.00	3.25	0.25	2.75	1.25	1.75	0.00	9.25	12.15
1000 - 1015	0	0	4	0	3	1	0	0	8	8.50
1015 - 1030	0	0	7	1	9	1	1	0	19	20.80
1030 - 1045	0	0	4	0	3	5	0	0	12	14.50
1045 - 1100	0	0	1	0	1	1	0	0	3	3.50
Hourly Total	0	0	16	1	16	8	1	0	42	47.30
Hourly Average	0.00	0.00	4.00	0.25	4.00	2.00	0.25	0.00	10.50	11.83
1100 - 1115	0	0	3	0	3	3	1	0	10	12.80
1115 - 1130	0	0	5	0	1	0	1	0	7	8.30
1130 - 1145	0	0	6	0	1	1	0	0	8	8.50
1145 - 1200	0	0	6	0	4	0	0	0	10	10.00
Hourly Total	0	0	20	0	9	4	2	0	35	39.60
Hourly Average	0.00	0.00	5.00	0.00	2.25	1.00	0.50	0.00	8.75	9.90
1200 - 1215	0	0	4	0	0	1	2	0	7	10.10
1215 - 1230	0	0	9	0	1	1	0	0	11	11.50
1230 - 1245	0	0	8	1	2	0	1	0	12	13.30
1245 - 1300	0	0	9	0	2	0	0	0	11	11.00
Hourly Total	0	0	30	1	5	2	3	0	41	45.90
Hourly Average	0.00	0.00	7.50	0.25	1.25	0.50	0.75	0.00	10.25	11.48
1300 - 1315	0	0	8	0	6	0	2	0	16	18.60
1315 - 1330	0	0	5	1	2	0	1	0	9	10.30
1330 - 1345	0	0	1	0	3	0	1	0	5	6.30
1345 - 1400	0	0	4	0	2	0	3	0	9	12.90
Hourly Total	0	0	18	1	13	0	7	0	39	48.10
Hourly Average	0.00	0.00	4.50	0.25	3.25	0.00	1.75	0.00	9.75	12.03
1400 - 1415	0	3	4	0	7	2	0	0	16	15.20
1415 - 1430	0	0	6	0	3	1	1	0	11	12.80
1430 - 1445	0	1	5	0	3	0	0	0	9	8.40
1445 - 1500	0	0	4	0	2	1	3	0	10	14.40
Hourly Total	0	4	19	0	15	4	4	0	46	50.80
Hourly Average	0.00	1.00	4.75	0.00	3.75	1.00	1.00	0.00	11.50	12.70
1500 - 1515	0	0	5	0	2	1	4	0	12	17.70
1515 - 1530	0	0	1	1	6	3	0	0	11	12.50
1530 - 1545	0	0	5	0	4	1	1	0	11	12.80
1545 - 1600	0	0	8	1	0	2	1	0	12	14.30
Hourly Total	0	0	19	2	12	7	6	0	46	57.30
Hourly Average	0.00	0.00	4.75	0.50	3.00	1.75	1.50	0.00	11.50	14.33
1600 - 1615	1	0	5	1	2	1	0	0	10	9.70
1615 - 1630	0	0	6	0	2	0	1	0	9	10.30
1630 - 1645	0	0	8	1	1	1	0	0	11	11.50
1645 - 1700	0	0	4	0	2	1	0	0	7	7.50
Hourly Total	1	0	23	2	7	3	1	0	37	39.00
Hourly Average	0.25	0.00	5.75	0.50	1.75	0.75	0.25	0.00	9.25	9.75
1700 - 1715	0	0	12	1	2	0	0	0	15	15.00
1715 - 1730	0	0	2	0	2	0	1	0	5	6.30
1730 - 1745	0	0	5	0	1	1	1	0	8	9.80
1745 - 1800	0	0	5	0	3	0	0	0	8	8.00
Hourly Total	0	0	24	1	8	1	2	0	36	39.10
Hourly Average	0.00	0.00	6.00	0.25	2.00	0.25	0.50	0.00	9.00	9.78
1800 - 1815	0	0	1	0	1	0	0	0	2	2.00
1815 - 1830	0	0	1	0	0	0	1	0	2	3.30
1830 - 1845	0	1	2	0	1	0	3	0	7	10.30
1845 - 1900	0	0	2	0	1	0	0	0	3	3.00
Hourly Total	0	1	6	0	3	0	4	0	14	18.60
Hourly Average	0.00	0.25	1.50	0.00	0.75	0.00	1.00	0.00	3.50	4.65

Session Total	1	5	203	10	126	48	44	0	437	514.40
Session Average	0.02	0.10	4.23	0.21	2.63	1.00	0.92	0.00	9.10	10.72

Kirkby
Classified Junction Count

Site 11 of 12
Lees Road
A5208 South Boundary Road
A5207 Moorgate Road North
A5208 County Road

Lat/Long
lat 53.475286° lon -2.867422°

Date
Thursday 20 October 2022

Weather
Sunny Intervals
Temp: 14°C

0700 - 1900 (Thursday 12H Session)

	Movement 12.2: Westbound from Lees Road to A5207 Moorgate Road North								Original Data	
TIME	P/CYCLE	M/CYCLE	CAR	TAXI	LGV	OGV1	OGV2	BUS/COACH	TOTAL	PCU TOTAL
0700 - 0715	0	0	6	0	13	5	9	0	33	47.20
0715 - 0730	0	0	9	0	14	3	6	1	33	43.30
0730 - 0745	0	0	15	0	6	7	9	0	37	52.20
0745 - 0800	0	0	14	0	10	7	12	0	43	62.10
Hourly Total	0	0	44	0	43	22	36	1	146	204.80
Hourly Average	0.00	0.00	11.00	0.00	10.75	5.50	9.00	0.25	36.50	51.20
0800 - 0815	0	0	16	0	20	16	12	0	64	87.60
0815 - 0830	0	0	12	0	21	14	18	0	65	95.40
0830 - 0845	0	0	12	0	16	5	7	0	40	51.60
0845 - 0900	0	0	16	1	15	9	12	0	53	73.10
Hourly Total	0	0	56	1	72	44	49	0	222	307.70
Hourly Average	0.00	0.00	14.00	0.25	18.00	11.00	12.25	0.00	55.50	76.93
0900 - 0915	0	0	7	1	15	6	10	0	39	55.00
0915 - 0930	0	0	11	0	18	7	14	0	50	71.70
0930 - 0945	0	0	16	0	19	9	12	0	56	76.10
0945 - 1000	0	0	17	1	13	5	18	0	54	79.90
Hourly Total	0	0	51	2	65	27	54	0	199	282.70
Hourly Average	0.00	0.00	12.75	0.50	16.25	6.75	13.50	0.00	49.75	70.68
1000 - 1015	0	1	14	0	18	7	16	0	56	79.70
1015 - 1030	0	0	21	0	13	9	9	0	52	68.20
1030 - 1045	0	0	15	2	16	11	14	0	58	81.70
1045 - 1100	0	0	18	1	11	8	14	0	52	74.20
Hourly Total	0	1	68	3	58	35	53	0	218	303.80
Hourly Average	0.00	0.25	17.00	0.75	14.50	8.75	13.25	0.00	54.50	75.95
1100 - 1115	0	0	20	0	19	6	11	0	56	73.30
1115 - 1130	0	0	19	0	21	12	18	0	70	99.40
1130 - 1145	0	0	22	1	11	3	8	0	45	56.90
1145 - 1200	0	0	20	1	19	8	7	0	55	68.10
Hourly Total	0	0	81	2	70	29	44	0	226	297.70
Hourly Average	0.00	0.00	20.25	0.50	17.50	7.25	11.00	0.00	56.50	74.43
1200 - 1215	0	0	38	1	14	7	7	0	67	79.60
1215 - 1230	0	1	33	1	15	8	8	0	66	79.80
1230 - 1245	0	1	24	1	8	6	10	0	50	65.40
1245 - 1300	0	0	26	0	9	8	9	0	52	67.70
Hourly Total	0	2	121	3	46	29	34	0	235	292.50
Hourly Average	0.00	0.50	30.25	0.75	11.50	7.25	8.50	0.00	58.75	73.13
1300 - 1315	0	0	29	1	8	6	8	0	52	65.40
1315 - 1330	0	0	28	1	8	8	14	0	59	81.20
1330 - 1345	0	0	42	1	11	6	12	0	72	90.60
1345 - 1400	0	0	26	1	17	6	14	0	64	85.20
Hourly Total	0	0	125	4	44	26	48	0	247	322.40
Hourly Average	0.00	0.00	31.25	1.00	11.00	6.50	12.00	0.00	61.75	80.60
1400 - 1415	0	0	89	1	20	15	7	0	132	148.60
1415 - 1430	0	0	46	0	25	4	8	0	83	95.40
1430 - 1445	1	0	69	1	24	4	10	0	109	123.20
1445 - 1500	0	1	34	0	14	3	10	0	62	75.90
Hourly Total	1	1	238	2	83	26	35	0	386	443.10
Hourly Average	0.25	0.25	59.50	0.50	20.75	6.50	8.75	0.00	96.50	110.78
1500 - 1515	0	2	56	2	19	6	10	0	95	109.80
1515 - 1530	0	1	34	1	15	3	14	0	68	87.10
1530 - 1545	0	0	47	0	15	3	13	0	78	96.40
1545 - 1600	2	1	54	0	20	2	12	0	91	105.40
Hourly Total	2	4	191	3	69	14	49	0	332	398.70
Hourly Average	0.50	1.00	47.75	0.75	17.25	3.50	12.25	0.00	83.00	99.68
1600 - 1615	0	0	88	2	17	1	6	0	114	122.30
1615 - 1630	2	1	60	0	19	3	5	0	90	95.80
1630 - 1645	1	0	86	0	17	1	5	0	110	116.20
1645 - 1700	0	0	61	0	19	2	3	0	85	89.90
Hourly Total	3	1	295	2	72	7	19	0	399	424.20
Hourly Average	0.75	0.25	73.75	0.50	18.00	1.75	4.75	0.00	99.75	106.05
1700 - 1715	0	1	114	0	19	1	6	0	141	148.70
1715 - 1730	0	0	65	0	3	2	5	0	75	82.50
1730 - 1745	0	1	61	1	3	0	4	0	70	74.60
1745 - 1800	0	1	37	1	5	1	3	0	48	51.80
Hourly Total	0	3	277	2	30	4	18	0	334	357.60
Hourly Average	0.00	0.75	69.25	0.50	7.50	1.00	4.50	0.00	83.50	89.40
1800 - 1815	0	2	124	0	2	1	7	0	136	144.40
1815 - 1830	0	1	36	0	1	0	0	0	38	37.40
1830 - 1845	0	1	44	0	3	1	4	0	53	58.10
1845 - 1900	0	0	20	0	2	0	7	0	29	38.10
Hourly Total	0	4	224	0	8	2	18	0	256	278.00
Hourly Average	0.00	1.00	56.00	0.00	2.00	0.50	4.50	0.00	64.00	69.50

Session Total	6	16	1771	24	660	265	457	1	3200	3913.20
Session Average	0.13	0.33	36.90	0.50	13.75	5.52	9.52	0.02	66.67	81.53

Kirkby
Classified Junction Count

Site 11 of 12
Lees Road
A5208 South Boundary Road
A5207 Moorgate Road North
A5208 County Road

Lat/Long
lat 53.475286° lon -2.867422°

Date
Thursday 20 October 2022

Weather
Sunny Intervals
Temp: 14°C

0700 - 1900 (Thursday 12H Session)

	Movement 12.3: Right from Lees Road to A5208 County Road								Original Data	
TIME	P/CYCLE	M/CYCLE	CAR	TAXI	LGV	OGV1	OGV2	BUS/COACH	TOTAL	PCU TOTAL
0700 - 0715	0	0	8	1	2	1	2	0	14	17.10
0715 - 0730	0	0	9	2	6	0	4	0	21	26.20
0730 - 0745	0	0	17	0	1	2	2	0	22	25.60
0745 - 0800	0	0	13	2	5	4	2	0	26	30.60
Hourly Total	0	0	47	5	14	7	10	0	83	99.50
Hourly Average	0.00	0.00	11.75	1.25	3.50	1.75	2.50	0.00	20.75	24.88
0800 - 0815	0	0	20	1	9	2	2	0	34	37.60
0815 - 0830	0	0	9	0	5	3	1	0	18	20.80
0830 - 0845	0	0	10	0	6	6	3	0	25	31.90
0845 - 0900	0	0	11	1	6	2	0	0	20	21.00
Hourly Total	0	0	50	2	26	13	6	0	97	111.30
Hourly Average	0.00	0.00	12.50	0.50	6.50	3.25	1.50	0.00	24.25	27.83
0900 - 0915	0	0	23	1	3	0	1	0	28	29.30
0915 - 0930	0	0	15	0	2	3	2	0	22	26.10
0930 - 0945	0	0	25	2	1	2	2	1	33	37.60
0945 - 1000	0	0	18	1	14	1	0	0	34	34.50
Hourly Total	0	0	81	4	20	6	5	1	117	127.50
Hourly Average	0.00	0.00	20.25	1.00	5.00	1.50	1.25	0.25	29.25	31.88
1000 - 1015	0	0	16	0	8	2	1	0	27	29.30
1015 - 1030	0	0	13	0	4	1	0	0	18	18.50
1030 - 1045	0	0	12	0	8	1	2	0	23	26.10
1045 - 1100	0	0	12	0	4	1	1	0	18	19.80
Hourly Total	0	0	53	0	24	5	4	0	86	93.70
Hourly Average	0.00	0.00	13.25	0.00	6.00	1.25	1.00	0.00	21.50	23.43
1100 - 1115	0	0	14	1	7	1	4	0	27	32.70
1115 - 1130	0	0	18	0	12	3	4	0	37	43.70
1130 - 1145	0	1	15	1	6	2	0	0	25	25.40
1145 - 1200	0	0	16	0	6	0	1	0	23	24.30
Hourly Total	0	1	63	2	31	6	9	0	112	126.10
Hourly Average	0.00	0.25	15.75	0.50	7.75	1.50	2.25	0.00	28.00	31.53
1200 - 1215	0	0	40	0	2	1	0	0	43	43.50
1215 - 1230	0	0	20	0	5	1	0	0	26	26.50
1230 - 1245	0	0	23	0	11	2	3	0	39	43.90
1245 - 1300	0	0	27	1	7	3	1	0	39	41.80
Hourly Total	0	0	110	1	25	7	4	0	147	155.70
Hourly Average	0.00	0.00	27.50	0.25	6.25	1.75	1.00	0.00	36.75	38.93
1300 - 1315	0	0	24	0	5	0	1	0	30	31.30
1315 - 1330	0	0	29	1	3	1	1	0	35	36.80
1330 - 1345	0	0	27	0	3	0	1	0	31	32.30
1345 - 1400	0	1	18	1	8	3	2	0	33	36.50
Hourly Total	0	1	98	2	19	4	5	0	129	136.90
Hourly Average	0.00	0.25	24.50	0.50	4.75	1.00	1.25	0.00	32.25	34.23
1400 - 1415	0	0	42	0	5	0	2	0	49	51.60
1415 - 1430	0	1	22	1	9	2	1	0	36	37.70
1430 - 1445	0	0	34	1	3	3	1	0	42	44.80
1445 - 1500	0	0	21	0	3	1	1	0	26	27.80
Hourly Total	0	1	119	2	20	6	5	0	153	161.90
Hourly Average	0.00	0.25	29.75	0.50	5.00	1.50	1.25	0.00	38.25	40.48
1500 - 1515	0	0	21	0	8	1	2	0	32	35.10
1515 - 1530	0	0	16	0	8	0	2	0	26	28.60
1530 - 1545	0	0	21	0	10	2	0	0	33	34.00
1545 - 1600	0	0	26	0	3	0	0	0	29	29.00
Hourly Total	0	0	84	0	29	3	4	0	120	126.70
Hourly Average	0.00	0.00	21.00	0.00	7.25	0.75	1.00	0.00	30.00	31.68
1600 - 1615	0	0	47	0	6	3	1	0	57	59.80
1615 - 1630	0	0	41	0	8	0	0	0	49	49.00
1630 - 1645	0	0	60	0	7	3	0	1	71	73.50
1645 - 1700	0	1	21	1	4	1	0	0	28	27.90
Hourly Total	0	1	169	1	25	7	1	1	205	210.20
Hourly Average	0.00	0.25	42.25	0.25	6.25	1.75	0.25	0.25	51.25	52.55
1700 - 1715	0	0	72	0	8	1	0	0	81	81.50
1715 - 1730	0	0	30	0	3	0	0	0	33	33.00
1730 - 1745	0	0	23	0	5	1	0	0	29	29.50
1745 - 1800	0	0	13	0	3	0	0	0	16	16.00
Hourly Total	0	0	138	0	19	2	0	0	159	160.00
Hourly Average	0.00	0.00	34.50	0.00	4.75	0.50	0.00	0.00	39.75	40.00
1800 - 1815	0	1	46	0	1	0	0	0	48	47.40
1815 - 1830	0	0	13	0	2	1	1	0	17	18.80
1830 - 1845	0	1	14	0	2	1	0	0	18	17.90
1845 - 1900	0	0	13	0	1	0	0	0	14	14.00
Hourly Total	0	2	86	0	6	2	1	0	97	98.10
Hourly Average	0.00	0.50	21.50	0.00	1.50	0.50	0.25	0.00	24.25	24.53

Session Total	0	6	1098	19	258	68	54	2	1505	1607.60
Session Average	0.00	0.13	22.88	0.40	5.38	1.42	1.13	0.04	31.35	33.49

Kirkby
Classified Junction Count

Site 11 of 12
Lees Road
A5208 South Boundary Road
A5207 Moorgate Road North
A5208 County Road

Lat/Long
lat 53.475286° lon -2.867422°

Date
Thursday 20 October 2022

Weather
Sunny Intervals
Temp: 14°C

0700 - 1900 (Thursday 12H Session)

	Movement 12.4: U-Turn from Lees Road to Lees Road								Original Data	
TIME	P/CYCLE	M/CYCLE	CAR	TAXI	LGV	OGV1	OGV2	BUS/COACH	TOTAL	PCU TOTAL
0700 - 0715	0	0	0	0	0	0	0	0	0	0.00
0715 - 0730	0	0	0	0	0	0	0	0	0	0.00
0730 - 0745	0	0	0	0	0	0	0	0	0	0.00
0745 - 0800	0	0	0	0	0	0	0	0	0	0.00
Hourly Total	0	0	0	0	0	0	0	0	0	0.00
Hourly Average	0.00	0.00	0.00	0.00	0.00	0.00	0.00	0.00	0.00	0.00
0800 - 0815	0	0	0	0	0	0	0	0	0	0.00
0815 - 0830	0	0	2	0	0	0	0	0	2	2.00
0830 - 0845	0	0	0	0	1	0	0	0	1	1.00
0845 - 0900	0	0	0	0	0	0	0	0	0	0.00
Hourly Total	0	0	2	0	1	0	0	0	3	3.00
Hourly Average	0.00	0.00	0.50	0.00	0.25	0.00	0.00	0.00	0.75	0.75
0900 - 0915	0	0	0	0	0	0	0	0	0	0.00
0915 - 0930	0	0	0	0	0	0	0	0	0	0.00
0930 - 0945	0	0	1	0	0	0	0	0	1	1.00
0945 - 1000	0	0	0	0	1	0	0	0	1	1.00
Hourly Total	0	0	1	0	1	0	0	0	2	2.00
Hourly Average	0.00	0.00	0.25	0.00	0.25	0.00	0.00	0.00	0.50	0.50
1000 - 1015	0	0	0	0	0	0	0	0	0	0.00
1015 - 1030	0	0	0	0	0	0	0	0	0	0.00
1030 - 1045	0	0	0	0	0	0	0	0	0	0.00
1045 - 1100	0	0	0	0	0	0	0	0	0	0.00
Hourly Total	0	0	0	0	0	0	0	0	0	0.00
Hourly Average	0.00	0.00	0.00	0.00	0.00	0.00	0.00	0.00	0.00	0.00
1100 - 1115	0	0	0	0	0	0	0	0	0	0.00
1115 - 1130	0	0	1	0	0	0	0	0	1	1.00
1130 - 1145	0	0	1	0	0	0	0	0	1	1.00
1145 - 1200	0	0	0	0	0	0	0	0	0	0.00
Hourly Total	0	0	2	0	0	0	0	0	2	2.00
Hourly Average	0.00	0.00	0.50	0.00	0.00	0.00	0.00	0.00	0.50	0.50
1200 - 1215	0	0	0	0	0	0	0	0	0	0.00
1215 - 1230	0	0	0	0	0	0	0	0	0	0.00
1230 - 1245	0	0	0	0	0	0	0	0	0	0.00
1245 - 1300	0	0	1	0	0	0	0	0	1	1.00
Hourly Total	0	0	1	0	0	0	0	0	1	1.00
Hourly Average	0.00	0.00	0.25	0.00	0.00	0.00	0.00	0.00	0.25	0.25
1300 - 1315	0	0	1	0	0	0	0	0	1	1.00
1315 - 1330	0	0	0	0	0	0	0	0	0	0.00
1330 - 1345	0	0	0	0	0	0	0	0	0	0.00
1345 - 1400	0	0	1	0	0	0	0	0	1	1.00
Hourly Total	0	0	2	0	0	0	0	0	2	2.00
Hourly Average	0.00	0.00	0.50	0.00	0.00	0.00	0.00	0.00	0.50	0.50
1400 - 1415	0	0	0	0	0	0	0	0	0	0.00
1415 - 1430	0	0	0	0	0	0	0	0	0	0.00
1430 - 1445	0	0	1	0	0	0	0	0	1	1.00
1445 - 1500	0	0	0	0	1	0	0	0	1	1.00
Hourly Total	0	0	1	0	1	0	0	0	2	2.00
Hourly Average	0.00	0.00	0.25	0.00	0.25	0.00	0.00	0.00	0.50	0.50
1500 - 1515	0	0	0	0	0	0	0	0	0	0.00
1515 - 1530	0	0	0	0	0	0	0	0	0	0.00
1530 - 1545	0	0	0	0	0	0	0	0	0	0.00
1545 - 1600	0	0	0	0	0	0	0	0	0	0.00
Hourly Total	0	0	0	0	0	0	0	0	0	0.00
Hourly Average	0.00	0.00	0.00	0.00	0.00	0.00	0.00	0.00	0.00	0.00
1600 - 1615	0	0	1	0	0	0	0	0	1	1.00
1615 - 1630	0	0	2	0	0	0	0	0	2	2.00
1630 - 1645	0	0	0	0	0	0	0	0	0	0.00
1645 - 1700	0	0	0	0	0	0	0	0	0	0.00
Hourly Total	0	0	3	0	0	0	0	0	3	3.00
Hourly Average	0.00	0.00	0.75	0.00	0.00	0.00	0.00	0.00	0.75	0.75
1700 - 1715	0	0	0	0	0	0	0	0	0	0.00
1715 - 1730	0	0	0	0	0	0	0	0	0	0.00
1730 - 1745	0	0	1	0	0	0	0	0	1	1.00
1745 - 1800	0	0	0	0	0	0	0	0	0	0.00
Hourly Total	0	0	1	0	0	0	0	0	1	1.00
Hourly Average	0.00	0.00	0.25	0.00	0.00	0.00	0.00	0.00	0.25	0.25
1800 - 1815	0	0	1	0	0	0	0	0	1	1.00
1815 - 1830	0	0	0	0	0	0	0	0	0	0.00
1830 - 1845	0	0	0	0	0	0	0	0	0	0.00
1845 - 1900	0	0	0	0	0	0	0	0	0	0.00
Hourly Total	0	0	1	0	0	0	0	0	1	1.00
Hourly Average	0.00	0.00	0.25	0.00	0.00	0.00	0.00	0.00	0.25	0.25

Session Total	0	0	14	0	3	0	0	0	17	17.00
Session Average	0.00	0.00	0.29	0.00	0.06	0.00	0.00	0.00	0.35	0.35

Kirkby
Classified Junction Count

Site 11 of 12
Lees Road
A5208 South Boundary Road
A5207 Moorgate Road North
A5208 County Road

Lat/Long
lat 53.475286° lon -2.867422°

Date
Thursday 20 October 2022

Weather
Sunny Intervals
Temp: 14°C

0700 - 1900 (Thursday 12H Session)

	Movement 12.5: Left from A5208 South Boundary Road to A5207 Moorgate Road North								Original Data	
TIME	P/CYCLE	M/CYCLE	CAR	TAXI	LGV	OGV1	OGV2	BUS/COACH	TOTAL	PCU TOTAL
0700 - 0715	0	0	17	0	5	2	8	1	33	45.40
0715 - 0730	0	0	22	0	8	4	5	2	41	51.50
0730 - 0745	0	0	32	0	12	6	2	3	55	63.60
0745 - 0800	0	0	40	0	5	3	9	5	62	80.20
Hourly Total	0	0	111	0	30	15	24	11	191	240.70
Hourly Average	0.00	0.00	27.75	0.00	7.50	3.75	6.00	2.75	47.75	60.18
0800 - 0815	0	0	17	0	6	4	7	2	36	49.10
0815 - 0830	0	1	31	1	13	4	3	0	53	58.30
0830 - 0845	0	1	28	0	9	3	3	1	45	50.80
0845 - 0900	0	0	34	1	6	1	6	2	50	60.30
Hourly Total	0	2	110	2	34	12	19	5	184	218.50
Hourly Average	0.00	0.50	27.50	0.50	8.50	3.00	4.75	1.25	46.00	54.63
0900 - 0915	0	0	24	0	11	7	3	1	46	54.40
0915 - 0930	0	0	17	0	9	4	7	1	38	50.10
0930 - 0945	0	0	21	1	15	5	6	1	49	60.30
0945 - 1000	0	0	15	0	9	5	2	2	33	40.10
Hourly Total	0	0	77	1	44	21	18	5	166	204.90
Hourly Average	0.00	0.00	19.25	0.25	11.00	5.25	4.50	1.25	41.50	51.23
1000 - 1015	0	0	21	0	25	2	6	1	55	64.80
1015 - 1030	0	0	14	1	17	3	6	2	43	54.30
1030 - 1045	0	1	14	1	32	0	7	0	55	63.50
1045 - 1100	0	0	19	0	29	3	10	2	63	79.50
Hourly Total	0	1	68	2	103	8	29	5	216	262.10
Hourly Average	0.00	0.25	17.00	0.50	25.75	2.00	7.25	1.25	54.00	65.53
1100 - 1115	0	0	16	0	16	3	3	1	39	45.40
1115 - 1130	0	0	17	1	8	3	4	2	35	43.70
1130 - 1145	0	0	19	1	11	2	4	0	37	43.20
1145 - 1200	0	0	14	0	11	1	4	2	32	39.70
Hourly Total	0	0	66	2	46	9	15	5	143	172.00
Hourly Average	0.00	0.00	16.50	0.50	11.50	2.25	3.75	1.25	35.75	43.00
1200 - 1215	0	0	23	0	3	3	7	1	37	48.60
1215 - 1230	0	0	31	0	6	3	3	1	44	50.40
1230 - 1245	0	0	25	2	7	1	7	1	43	53.60
1245 - 1300	0	0	25	1	7	4	5	1	43	52.50
Hourly Total	0	0	104	3	23	11	22	4	167	205.10
Hourly Average	0.00	0.00	26.00	0.75	5.75	2.75	5.50	1.00	41.75	51.28
1300 - 1315	0	0	21	0	3	4	0	3	31	36.00
1315 - 1330	0	0	23	0	9	2	3	0	37	41.90
1330 - 1345	0	0	22	0	6	2	7	2	39	51.10
1345 - 1400	0	0	25	0	6	2	8	2	43	56.40
Hourly Total	0	0	91	0	24	10	18	7	150	185.40
Hourly Average	0.00	0.00	22.75	0.00	6.00	2.50	4.50	1.75	37.50	46.35
1400 - 1415	0	0	29	0	8	2	5	0	44	51.50
1415 - 1430	0	0	25	1	7	5	9	2	49	65.20
1430 - 1445	0	0	27	1	5	2	4	1	40	47.20
1445 - 1500	0	0	25	1	8	3	4	1	42	49.70
Hourly Total	0	0	106	3	28	12	22	4	175	213.60
Hourly Average	0.00	0.00	26.50	0.75	7.00	3.00	5.50	1.00	43.75	53.40
1500 - 1515	0	0	41	3	8	1	11	2	66	82.80
1515 - 1530	0	1	32	1	7	5	5	1	52	61.40
1530 - 1545	0	0	25	2	5	3	4	2	41	49.70
1545 - 1600	0	0	33	0	7	1	2	0	43	46.10
Hourly Total	0	1	131	6	27	10	22	5	202	240.00
Hourly Average	0.00	0.25	32.75	1.50	6.75	2.50	5.50	1.25	50.50	60.00
1600 - 1615	0	0	33	0	4	0	1	0	38	39.30
1615 - 1630	0	0	28	0	8	1	4	3	44	52.70
1630 - 1645	0	0	44	0	6	0	2	1	53	56.60
1645 - 1700	0	1	46	1	6	1	1	1	57	59.20
Hourly Total	0	1	151	1	24	2	8	5	192	207.80
Hourly Average	0.00	0.25	37.75	0.25	6.00	0.50	2.00	1.25	48.00	51.95
1700 - 1715	0	0	67	0	2	1	0	0	70	70.50
1715 - 1730	0	0	56	0	7	0	0	1	64	65.00
1730 - 1745	0	0	34	0	3	0	0	3	40	43.00
1745 - 1800	0	0	33	0	5	2	0	1	41	43.00
Hourly Total	0	0	190	0	17	3	0	5	215	221.50
Hourly Average	0.00	0.00	47.50	0.00	4.25	0.75	0.00	1.25	53.75	55.38
1800 - 1815	0	0	46	0	4	0	0	3	53	56.00
1815 - 1830	0	1	14	0	2	0	2	2	21	25.00
1830 - 1845	0	0	26	0	1	0	3	2	32	37.90
1845 - 1900	0	0	17	0	3	0	0	2	22	24.00
Hourly Total	0	1	103	0	10	0	5	9	128	142.90
Hourly Average	0.00	0.25	25.75	0.00	2.50	0.00	1.25	2.25	32.00	35.73

Session Total	0	6	1308	20	410	113	202	70	2129	2514.50
Session Average	0.00	0.13	27.25	0.42	8.54	2.35	4.21	1.46	44.35	52.39

Kirkby
Classified Junction Count

Site 11 of 12
Lees Road
A5208 South Boundary Road
A5207 Moorgate Road North
A5208 County Road

Lat/Long
lat 53.475286° lon -2.867422°

Date
Thursday 20 October 2022

Weather
Sunny Intervals
Temp: 14°C

0700 - 1900 (Thursday 12H Session)

	Movement 12.6: Northbound from A5208 South Boundary Road to A5208 County Road								Original Data	
TIME	P/CYCLE	M/CYCLE	CAR	TAXI	LGV	OGV1	OGV2	BUS/COACH	TOTAL	PCU TOTAL
0700 - 0715	0	0	25	0	2	2	1	1	31	34.30
0715 - 0730	0	0	27	0	3	2	1	1	34	37.30
0730 - 0745	0	0	32	0	6	1	1	1	41	43.80
0745 - 0800	0	0	40	4	8	0	0	2	54	56.00
Hourly Total	0	0	124	4	19	5	3	5	160	171.40
Hourly Average	0.00	0.00	31.00	1.00	4.75	1.25	0.75	1.25	40.00	42.85
0800 - 0815	0	0	47	2	4	0	0	2	55	57.00
0815 - 0830	0	0	50	2	8	1	1	0	62	63.80
0830 - 0845	0	0	50	1	9	2	1	0	63	65.30
0845 - 0900	0	0	49	4	16	4	2	2	77	83.60
Hourly Total	0	0	196	9	37	7	4	4	257	269.70
Hourly Average	0.00	0.00	49.00	2.25	9.25	1.75	1.00	1.00	64.25	67.43
0900 - 0915	0	0	53	0	7	1	5	0	66	73.00
0915 - 0930	0	1	34	1	8	3	2	0	49	52.50
0930 - 0945	0	0	34	1	7	3	0	1	46	48.50
0945 - 1000	0	0	29	2	3	0	0	1	35	36.00
Hourly Total	0	1	150	4	25	7	7	2	196	210.00
Hourly Average	0.00	0.25	37.50	1.00	6.25	1.75	1.75	0.50	49.00	52.50
1000 - 1015	0	1	20	0	9	2	2	0	34	37.00
1015 - 1030	0	0	26	3	5	1	1	0	36	37.80
1030 - 1045	0	0	24	0	4	1	4	0	33	38.70
1045 - 1100	0	0	24	1	3	2	2	1	33	37.60
Hourly Total	0	1	94	4	21	6	9	1	136	151.10
Hourly Average	0.00	0.25	23.50	1.00	5.25	1.50	2.25	0.25	34.00	37.78
1100 - 1115	0	0	22	0	11	3	0	0	36	37.50
1115 - 1130	0	0	36	0	14	0	0	0	50	50.00
1130 - 1145	0	0	37	1	7	7	3	1	56	64.40
1145 - 1200	0	0	34	0	8	0	1	1	44	46.30
Hourly Total	0	0	129	1	40	10	4	2	186	198.20
Hourly Average	0.00	0.00	32.25	0.25	10.00	2.50	1.00	0.50	46.50	49.55
1200 - 1215	1	1	47	0	8	3	3	0	63	67.00
1215 - 1230	0	0	44	0	9	1	2	0	56	59.10
1230 - 1245	0	0	43	0	3	1	0	0	47	47.50
1245 - 1300	0	0	45	1	5	2	1	0	54	56.30
Hourly Total	1	1	179	1	25	7	6	0	220	229.90
Hourly Average	0.25	0.25	44.75	0.25	6.25	1.75	1.50	0.00	55.00	57.48
1300 - 1315	0	1	51	1	12	2	1	0	68	69.70
1315 - 1330	0	1	27	1	10	1	0	0	40	39.90
1330 - 1345	0	0	36	1	7	1	1	0	46	47.80
1345 - 1400	0	1	25	0	3	0	4	1	34	39.60
Hourly Total	0	3	139	3	32	4	6	1	188	197.00
Hourly Average	0.00	0.75	34.75	0.75	8.00	1.00	1.50	0.25	47.00	49.25
1400 - 1415	0	0	41	2	5	4	1	0	53	56.30
1415 - 1430	0	0	45	1	6	2	2	0	56	59.60
1430 - 1445	0	1	36	0	6	1	5	0	49	55.40
1445 - 1500	0	0	44	1	10	1	1	0	57	58.80
Hourly Total	0	1	166	4	27	8	9	0	215	230.10
Hourly Average	0.00	0.25	41.50	1.00	6.75	2.00	2.25	0.00	53.75	57.53
1500 - 1515	0	0	58	1	5	2	1	0	67	69.30
1515 - 1530	0	1	40	0	11	1	4	0	57	62.10
1530 - 1545	0	1	34	1	5	0	3	0	44	47.30
1545 - 1600	0	1	46	1	8	0	0	0	56	55.40
Hourly Total	0	3	178	3	29	3	8	0	224	234.10
Hourly Average	0.00	0.75	44.50	0.75	7.25	0.75	2.00	0.00	56.00	58.53
1600 - 1615	0	0	64	2	6	0	0	2	74	76.00
1615 - 1630	0	1	55	1	7	1	0	0	65	64.90
1630 - 1645	1	0	71	1	9	0	0	0	82	81.20
1645 - 1700	0	0	68	1	9	3	1	1	83	86.80
Hourly Total	1	1	258	5	31	4	1	3	304	308.90
Hourly Average	0.25	0.25	64.50	1.25	7.75	1.00	0.25	0.75	76.00	77.23
1700 - 1715	0	1	87	2	9	1	0	1	101	101.90
1715 - 1730	1	0	71	0	12	0	0	1	85	85.20
1730 - 1745	0	1	59	0	6	1	0	0	67	66.90
1745 - 1800	0	0	50	0	7	1	0	1	59	60.50
Hourly Total	1	2	267	2	34	3	0	3	312	314.50
Hourly Average	0.25	0.50	66.75	0.50	8.50	0.75	0.00	0.75	78.00	78.63
1800 - 1815	1	0	59	1	4	0	0	0	65	64.20
1815 - 1830	0	0	51	0	8	0	0	1	60	61.00
1830 - 1845	0	2	33	0	4	0	0	0	39	37.80
1845 - 1900	0	0	40	0	4	0	0	0	44	44.00
Hourly Total	1	2	183	1	20	0	0	1	208	207.00
Hourly Average	0.25	0.50	45.75	0.25	5.00	0.00	0.00	0.25	52.00	51.75

Session Total	4	15	2063	41	340	64	57	22	2606	2721.90
Session Average	0.08	0.31	42.98	0.85	7.08	1.33	1.19	0.46	54.29	56.71

Kirkby
Classified Junction Count

Site 11 of 12
Lees Road
A5208 South Boundary Road
A5207 Moorgate Road North
A5208 County Road

Lat/Long
lat 53.475286° lon -2.867422°

Date
Thursday 20 October 2022

Weather
Sunny Intervals
Temp: 14°C

0700 - 1900 (Thursday 12H Session)

	Movement 12.7: Right from A5208 South Boundary Road to Lees Road								Original Data	
TIME	P/CYCLE	M/CYCLE	CAR	TAXI	LGV	OGV1	OGV2	BUS/COACH	TOTAL	PCU TOTAL
0700 - 0715	0	0	10	0	4	0	1	0	15	16.30
0715 - 0730	0	2	20	0	9	3	5	2	41	49.80
0730 - 0745	0	1	30	0	5	1	2	0	39	41.50
0745 - 0800	0	2	44	0	17	1	2	0	66	67.90
Hourly Total	0	5	104	0	35	5	10	2	161	175.50
Hourly Average	0.00	1.25	26.00	0.00	8.75	1.25	2.50	0.50	40.25	43.88
0800 - 0815	0	0	27	1	10	1	4	0	43	48.70
0815 - 0830	0	0	21	0	5	2	3	0	31	35.90
0830 - 0845	0	0	16	0	5	0	0	1	22	23.00
0845 - 0900	0	0	23	0	3	3	1	0	30	32.80
Hourly Total	0	0	87	1	23	6	8	1	126	140.40
Hourly Average	0.00	0.00	21.75	0.25	5.75	1.50	2.00	0.25	31.50	35.10
0900 - 0915	0	0	9	0	10	2	1	0	22	24.30
0915 - 0930	0	0	12	0	13	4	2	0	31	35.60
0930 - 0945	0	0	12	0	10	2	2	0	26	29.60
0945 - 1000	0	1	10	0	6	4	4	0	25	31.60
Hourly Total	0	1	43	0	39	12	9	0	104	121.10
Hourly Average	0.00	0.25	10.75	0.00	9.75	3.00	2.25	0.00	26.00	30.28
1000 - 1015	0	0	12	0	4	1	2	1	20	24.10
1015 - 1030	0	0	11	0	2	2	3	0	18	22.90
1030 - 1045	0	0	8	1	3	7	0	0	19	22.50
1045 - 1100	0	0	12	0	3	3	4	0	22	28.70
Hourly Total	0	0	43	1	12	13	9	1	79	98.20
Hourly Average	0.00	0.00	10.75	0.25	3.00	3.25	2.25	0.25	19.75	24.55
1100 - 1115	0	0	5	0	6	0	0	0	11	11.00
1115 - 1130	0	0	7	0	5	1	1	0	14	15.80
1130 - 1145	0	0	5	1	4	1	3	0	14	18.40
1145 - 1200	0	0	5	0	6	1	1	0	13	14.80
Hourly Total	0	0	22	1	21	3	5	0	52	60.00
Hourly Average	0.00	0.00	5.50	0.25	5.25	0.75	1.25	0.00	13.00	15.00
1200 - 1215	0	0	8	0	4	0	0	0	12	12.00
1215 - 1230	0	0	8	0	1	2	0	1	12	14.00
1230 - 1245	0	0	11	0	9	1	2	0	23	26.10
1245 - 1300	0	0	9	0	9	1	6	0	25	33.30
Hourly Total	0	0	36	0	23	4	8	1	72	85.40
Hourly Average	0.00	0.00	9.00	0.00	5.75	1.00	2.00	0.25	18.00	21.35
1300 - 1315	0	0	10	0	9	2	1	0	22	24.30
1315 - 1330	0	0	24	0	6	1	3	0	34	38.40
1330 - 1345	0	0	9	0	1	0	2	1	13	16.60
1345 - 1400	0	0	16	0	3	1	5	0	25	32.00
Hourly Total	0	0	59	0	19	4	11	1	94	111.30
Hourly Average	0.00	0.00	14.75	0.00	4.75	1.00	2.75	0.25	23.50	27.83
1400 - 1415	0	0	8	0	4	1	2	0	15	18.10
1415 - 1430	0	0	7	0	9	1	3	0	20	24.40
1430 - 1445	0	0	6	0	8	4	0	0	18	20.00
1445 - 1500	0	0	15	0	3	3	3	0	24	29.40
Hourly Total	0	0	36	0	24	9	8	0	77	91.90
Hourly Average	0.00	0.00	9.00	0.00	6.00	2.25	2.00	0.00	19.25	22.98
1500 - 1515	0	0	7	0	6	1	1	0	15	16.80
1515 - 1530	0	0	8	1	2	1	1	0	13	14.80
1530 - 1545	0	0	11	0	3	1	0	0	15	15.50
1545 - 1600	0	0	5	0	2	1	2	0	10	13.10
Hourly Total	0	0	31	1	13	4	4	0	53	60.20
Hourly Average	0.00	0.00	7.75	0.25	3.25	1.00	1.00	0.00	13.25	15.05
1600 - 1615	0	0	10	0	2	0	1	0	13	14.30
1615 - 1630	0	0	11	0	2	1	0	0	14	14.50
1630 - 1645	0	0	11	0	1	0	0	1	13	14.00
1645 - 1700	0	0	8	0	1	1	1	0	11	12.80
Hourly Total	0	0	40	0	6	2	2	1	51	55.60
Hourly Average	0.00	0.00	10.00	0.00	1.50	0.50	0.50	0.25	12.75	13.90
1700 - 1715	0	0	12	0	1	0	0	0	13	13.00
1715 - 1730	0	0	6	0	1	1	0	0	8	8.50
1730 - 1745	0	0	5	0	2	0	0	1	8	9.00
1745 - 1800	0	0	6	0	2	0	1	0	9	10.30
Hourly Total	0	0	29	0	6	1	1	1	38	40.80
Hourly Average	0.00	0.00	7.25	0.00	1.50	0.25	0.25	0.25	9.50	10.20
1800 - 1815	0	0	6	0	1	0	0	0	7	7.00
1815 - 1830	0	1	6	0	1	0	0	0	8	7.40
1830 - 1845	0	0	6	0	3	0	0	1	10	11.00
1845 - 1900	0	0	5	0	1	0	0	0	6	6.00
Hourly Total	0	1	23	0	6	0	0	1	31	31.40
Hourly Average	0.00	0.25	5.75	0.00	1.50	0.00	0.00	0.25	7.75	7.85

Session Total	0	7	553	4	227	63	75	9	938	1071.80
Session Average	0.00	0.15	11.52	0.08	4.73	1.31	1.56	0.19	19.54	22.33

Kirkby
Classified Junction Count

Site 11 of 12
Lees Road
A5208 South Boundary Road
A5207 Moorgate Road North
A5208 County Road

Lat/Long
lat 53.475286° lon -2.867422°

Date
Thursday 20 October 2022

Weather
Sunny Intervals
Temp: 14°C

0700 - 1900 (Thursday 12H Session)

	Movement 12.8: U-Turn from A5208 South Boundary Road to A5208 South Boundary Road								Original Data	
TIME	P/CYCLE	M/CYCLE	CAR	TAXI	LGV	OGV1	OGV2	BUS/COACH	TOTAL	PCU TOTAL
0700 - 0715	0	0	0	0	0	0	0	0	0	0.00
0715 - 0730	0	0	0	0	0	0	0	0	0	0.00
0730 - 0745	0	0	0	0	0	0	0	0	0	0.00
0745 - 0800	0	0	0	0	0	0	0	0	0	0.00
Hourly Total	0	0	0	0	0	0	0	0	0	0.00
Hourly Average	0.00	0.00	0.00	0.00	0.00	0.00	0.00	0.00	0.00	0.00
0800 - 0815	0	0	0	0	0	0	0	0	0	0.00
0815 - 0830	0	0	0	0	0	0	0	0	0	0.00
0830 - 0845	0	0	0	0	0	0	0	0	0	0.00
0845 - 0900	0	0	0	0	0	0	0	0	0	0.00
Hourly Total	0	0	0	0	0	0	0	0	0	0.00
Hourly Average	0.00	0.00	0.00	0.00	0.00	0.00	0.00	0.00	0.00	0.00
0900 - 0915	0	0	0	0	0	0	0	0	0	0.00
0915 - 0930	0	0	0	0	0	0	0	0	0	0.00
0930 - 0945	0	0	0	0	0	0	0	0	0	0.00
0945 - 1000	0	0	0	0	0	0	0	0	0	0.00
Hourly Total	0	0	0	0	0	0	0	0	0	0.00
Hourly Average	0.00	0.00	0.00	0.00	0.00	0.00	0.00	0.00	0.00	0.00
1000 - 1015	0	0	0	0	0	0	0	0	0	0.00
1015 - 1030	0	0	0	0	0	0	0	0	0	0.00
1030 - 1045	0	0	0	0	0	0	0	0	0	0.00
1045 - 1100	0	0	0	0	0	0	0	0	0	0.00
Hourly Total	0	0	0	0	0	0	0	0	0	0.00
Hourly Average	0.00	0.00	0.00	0.00	0.00	0.00	0.00	0.00	0.00	0.00
1100 - 1115	0	0	0	0	0	0	0	0	0	0.00
1115 - 1130	0	0	0	0	0	0	0	0	0	0.00
1130 - 1145	0	0	0	0	0	0	0	0	0	0.00
1145 - 1200	0	0	0	0	0	0	0	0	0	0.00
Hourly Total	0	0	0	0	0	0	0	0	0	0.00
Hourly Average	0.00	0.00	0.00	0.00	0.00	0.00	0.00	0.00	0.00	0.00
1200 - 1215	0	0	0	0	0	0	0	0	0	0.00
1215 - 1230	0	0	0	0	0	0	0	0	0	0.00
1230 - 1245	0	0	0	0	0	0	0	0	0	0.00
1245 - 1300	0	0	0	0	0	0	0	0	0	0.00
Hourly Total	0	0	0	0	0	0	0	0	0	0.00
Hourly Average	0.00	0.00	0.00	0.00	0.00	0.00	0.00	0.00	0.00	0.00
1300 - 1315	0	0	0	0	0	0	0	0	0	0.00
1315 - 1330	0	0	0	0	0	0	0	0	0	0.00
1330 - 1345	0	0	0	0	0	0	0	0	0	0.00
1345 - 1400	0	0	0	0	0	0	0	0	0	0.00
Hourly Total	0	0	0	0	0	0	0	0	0	0.00
Hourly Average	0.00	0.00	0.00	0.00	0.00	0.00	0.00	0.00	0.00	0.00
1400 - 1415	0	0	0	0	0	0	0	0	0	0.00
1415 - 1430	0	0	0	0	0	0	0	0	0	0.00
1430 - 1445	0	0	0	0	0	0	0	0	0	0.00
1445 - 1500	0	0	0	0	0	0	0	0	0	0.00
Hourly Total	0	0	0	0	0	0	0	0	0	0.00
Hourly Average	0.00	0.00	0.00	0.00	0.00	0.00	0.00	0.00	0.00	0.00
1500 - 1515	0	0	0	0	0	0	0	0	0	0.00
1515 - 1530	0	0	0	0	0	0	0	0	0	0.00
1530 - 1545	0	0	0	0	0	0	0	0	0	0.00
1545 - 1600	0	0	0	0	0	0	0	0	0	0.00
Hourly Total	0	0	0	0	0	0	0	0	0	0.00
Hourly Average	0.00	0.00	0.00	0.00	0.00	0.00	0.00	0.00	0.00	0.00
1600 - 1615	0	0	0	0	0	0	0	0	0	0.00
1615 - 1630	0	0	0	0	0	0	0	0	0	0.00
1630 - 1645	0	0	0	0	0	0	0	0	0	0.00
1645 - 1700	0	0	0	0	0	0	0	0	0	0.00
Hourly Total	0	0	0	0	0	0	0	0	0	0.00
Hourly Average	0.00	0.00	0.00	0.00	0.00	0.00	0.00	0.00	0.00	0.00
1700 - 1715	0	0	0	0	0	0	0	0	0	0.00
1715 - 1730	0	0	0	0	0	0	0	0	0	0.00
1730 - 1745	0	0	0	0	0	0	0	0	0	0.00
1745 - 1800	0	0	0	0	0	0	0	0	0	0.00
Hourly Total	0	0	0	0	0	0	0	0	0	0.00
Hourly Average	0.00	0.00	0.00	0.00	0.00	0.00	0.00	0.00	0.00	0.00
1800 - 1815	0	0	0	0	0	0	0	0	0	0.00
1815 - 1830	0	0	0	0	0	0	0	0	0	0.00
1830 - 1845	0	0	0	0	0	0	0	0	0	0.00
1845 - 1900	0	0	0	0	0	0	0	0	0	0.00
Hourly Total	0	0	0	0	0	0	0	0	0	0.00
Hourly Average	0.00	0.00	0.00	0.00	0.00	0.00	0.00	0.00	0.00	0.00

Session Total	0	0	0	0	0	0	0	0	0	0.00
Session Average	0.00	0.00	0.00	0.00	0.00	0.00	0.00	0.00	0.00	0.00

Kirkby
Classified Junction Count

Site 11 of 12
Lees Road
A5208 South Boundary Road
A5207 Moorgate Road North
A5208 County Road

Lat/Long
lat 53.475286° lon -2.867422°

Date
Thursday 20 October 2022

Weather
Sunny Intervals
Temp: 14°C

0700 - 1900 (Thursday 12H Session)

	Movement 12.9: Left from A5207 Moorgate Road North to A5208 County Road								Original Data	
TIME	P/CYCLE	M/CYCLE	CAR	TAXI	LGV	OGV1	OGV2	BUS/COACH	TOTAL	PCU TOTAL
0700 - 0715	0	0	24	0	6	2	1	1	34	37.30
0715 - 0730	0	0	27	0	7	0	0	0	34	34.00
0730 - 0745	0	0	35	0	7	0	0	1	43	44.00
0745 - 0800	0	0	40	0	9	0	1	2	52	55.30
Hourly Total	0	0	126	0	29	2	2	4	163	170.60
Hourly Average	0.00	0.00	31.50	0.00	7.25	0.50	0.50	1.00	40.75	42.65
0800 - 0815	0	1	36	0	8	4	1	1	51	54.70
0815 - 0830	0	0	61	0	9	2	3	0	75	79.90
0830 - 0845	0	0	68	0	14	2	0	0	84	85.00
0845 - 0900	0	0	58	0	11	0	0	0	69	69.00
Hourly Total	0	1	223	0	42	8	4	1	279	288.60
Hourly Average	0.00	0.25	55.75	0.00	10.50	2.00	1.00	0.25	69.75	72.15
0900 - 0915	0	1	74	1	10	0	0	0	86	85.40
0915 - 0930	0	0	64	1	13	4	4	0	86	93.20
0930 - 0945	0	0	46	0	7	4	1	0	58	61.30
0945 - 1000	0	0	50	0	7	0	2	0	59	61.60
Hourly Total	0	1	234	2	37	8	7	0	289	301.50
Hourly Average	0.00	0.25	58.50	0.50	9.25	2.00	1.75	0.00	72.25	75.38
1000 - 1015	0	0	45	1	10	1	2	1	60	64.10
1015 - 1030	0	0	47	1	11	0	3	0	62	65.90
1030 - 1045	0	0	36	0	12	4	0	1	53	56.00
1045 - 1100	0	0	43	0	10	6	0	0	59	62.00
Hourly Total	0	0	171	2	43	11	5	2	234	248.00
Hourly Average	0.00	0.00	42.75	0.50	10.75	2.75	1.25	0.50	58.50	62.00
1100 - 1115	0	0	37	2	16	4	3	0	62	67.90
1115 - 1130	0	0	33	3	10	3	1	0	50	52.80
1130 - 1145	0	0	41	1	8	5	1	0	56	59.80
1145 - 1200	0	0	45	0	8	1	2	0	56	59.10
Hourly Total	0	0	156	6	42	13	7	0	224	239.60
Hourly Average	0.00	0.00	39.00	1.50	10.50	3.25	1.75	0.00	56.00	59.90
1200 - 1215	0	1	48	0	6	2	1	0	58	59.70
1215 - 1230	0	1	48	1	13	0	2	0	65	67.00
1230 - 1245	0	0	62	1	15	2	1	0	81	83.30
1245 - 1300	0	0	38	1	6	2	1	0	48	50.30
Hourly Total	0	2	196	3	40	6	5	0	252	260.30
Hourly Average	0.00	0.50	49.00	0.75	10.00	1.50	1.25	0.00	63.00	65.08
1300 - 1315	0	0	45	1	2	1	1	0	50	51.80
1315 - 1330	0	0	38	0	11	4	2	0	55	59.60
1330 - 1345	0	0	49	1	14	4	0	0	68	70.00
1345 - 1400	0	0	43	1	8	4	1	0	57	60.30
Hourly Total	0	0	175	3	35	13	4	0	230	241.70
Hourly Average	0.00	0.00	43.75	0.75	8.75	3.25	1.00	0.00	57.50	60.43
1400 - 1415	0	0	45	1	12	2	0	0	60	61.00
1415 - 1430	0	0	55	2	8	1	1	0	67	68.80
1430 - 1445	0	0	46	1	12	0	0	0	59	59.00
1445 - 1500	0	1	55	1	7	4	1	0	69	71.70
Hourly Total	0	1	201	5	39	7	2	0	255	260.50
Hourly Average	0.00	0.25	50.25	1.25	9.75	1.75	0.50	0.00	63.75	65.13
1500 - 1515	0	0	81	0	12	0	0	0	93	93.00
1515 - 1530	0	0	43	1	15	1	6	0	66	74.30
1530 - 1545	0	0	75	0	10	2	2	0	89	92.60
1545 - 1600	0	0	61	1	10	1	0	0	73	73.50
Hourly Total	0	0	260	2	47	4	8	0	321	333.40
Hourly Average	0.00	0.00	65.00	0.50	11.75	1.00	2.00	0.00	80.25	83.35
1600 - 1615	0	0	70	0	15	2	0	0	87	88.00
1615 - 1630	0	1	66	1	13	1	1	0	83	84.20
1630 - 1645	0	0	101	1	19	5	2	0	128	133.10
1645 - 1700	0	1	100	1	13	3	1	0	119	121.20
Hourly Total	0	2	337	3	60	11	4	0	417	426.50
Hourly Average	0.00	0.50	84.25	0.75	15.00	2.75	1.00	0.00	104.25	106.63
1700 - 1715	0	0	104	2	9	1	1	0	117	118.80
1715 - 1730	0	0	95	0	12	1	1	0	109	110.80
1730 - 1745	0	1	79	1	7	0	0	0	88	87.40
1745 - 1800	0	1	86	2	6	0	1	0	96	96.70
Hourly Total	0	2	364	5	34	2	3	0	410	413.70
Hourly Average	0.00	0.50	91.00	1.25	8.50	0.50	0.75	0.00	102.50	103.43
1800 - 1815	1	0	60	1	4	0	0	0	66	65.20
1815 - 1830	0	0	59	1	7	0	0	0	67	67.00
1830 - 1845	0	1	59	0	4	0	1	0	65	65.70
1845 - 1900	0	0	62	0	5	1	0	0	68	68.50
Hourly Total	1	1	240	2	20	1	1	0	266	266.40
Hourly Average	0.25	0.25	60.00	0.50	5.00	0.25	0.25	0.00	66.50	66.60

Session Total	1	10	2683	33	468	86	52	7	3340	3450.80
Session Average	0.02	0.21	55.90	0.69	9.75	1.79	1.08	0.15	69.58	71.89

Kirkby
Classified Junction Count

Site 11 of 12
Lees Road
A5208 South Boundary Road
A5207 Moorgate Road North
A5208 County Road

Lat/Long
lat 53.475286° lon -2.867422°

Date
Thursday 20 October 2022

Weather
Sunny Intervals
Temp: 14°C

0700 - 1900 (Thursday 12H Session)

	Movement 12.10: Eastbound from A5207 Moorgate Road North to Lees Road								Original Data	
TIME	P/CYCLE	M/CYCLE	CAR	TAXI	LGV	OGV1	OGV2	BUS/COACH	TOTAL	PCU TOTAL
0700 - 0715	0	1	74	0	11	6	6	2	100	112.20
0715 - 0730	1	1	110	0	27	10	9	0	158	173.30
0730 - 0745	0	0	143	0	26	5	15	2	191	215.00
0745 - 0800	0	2	184	0	52	8	7	2	255	268.90
Hourly Total	1	4	511	0	116	29	37	6	704	769.40
Hourly Average	0.25	1.00	127.75	0.00	29.00	7.25	9.25	1.50	176.00	192.35
0800 - 0815	1	2	95	0	33	8	9	0	148	161.70
0815 - 0830	0	0	63	0	19	0	10	0	92	105.00
0830 - 0845	0	0	90	0	11	5	12	1	119	138.10
0845 - 0900	0	0	87	3	18	9	19	1	137	167.20
Hourly Total	1	2	335	3	81	22	50	2	496	572.00
Hourly Average	0.25	0.50	83.75	0.75	20.25	5.50	12.50	0.50	124.00	143.00
0900 - 0915	0	0	56	1	18	3	12	2	92	111.10
0915 - 0930	0	0	62	1	19	10	14	0	106	129.20
0930 - 0945	0	1	37	1	12	6	21	1	79	109.70
0945 - 1000	0	0	43	1	19	6	13	1	83	103.90
Hourly Total	0	1	198	4	68	25	60	4	360	453.90
Hourly Average	0.00	0.25	49.50	1.00	17.00	6.25	15.00	1.00	90.00	113.48
1000 - 1015	0	0	23	1	14	11	12	0	61	82.10
1015 - 1030	0	0	17	1	18	8	19	1	64	93.70
1030 - 1045	0	0	12	0	22	6	17	3	60	88.10
1045 - 1100	0	0	34	1	39	13	6	0	93	107.30
Hourly Total	0	0	86	3	93	38	54	4	278	371.20
Hourly Average	0.00	0.00	21.50	0.75	23.25	9.50	13.50	1.00	69.50	92.80
1100 - 1115	0	0	25	1	54	7	16	0	103	127.30
1115 - 1130	0	0	27	0	24	9	8	0	68	82.90
1130 - 1145	0	0	23	0	16	7	20	2	68	99.50
1145 - 1200	0	0	35	0	18	10	22	0	85	118.60
Hourly Total	0	0	110	1	112	33	66	2	324	428.30
Hourly Average	0.00	0.00	27.50	0.25	28.00	8.25	16.50	0.50	81.00	107.08
1200 - 1215	0	0	23	0	15	7	12	0	57	76.10
1215 - 1230	1	1	32	0	22	9	14	0	79	100.30
1230 - 1245	0	0	24	1	24	15	7	1	72	89.60
1245 - 1300	0	0	21	0	20	11	14	2	68	93.70
Hourly Total	1	1	100	1	81	42	47	3	276	359.70
Hourly Average	0.25	0.25	25.00	0.25	20.25	10.50	11.75	0.75	69.00	89.93
1300 - 1315	0	0	33	1	13	11	13	0	71	93.40
1315 - 1330	1	0	32	1	20	11	15	0	80	104.20
1330 - 1345	0	2	35	0	37	10	10	0	94	110.80
1345 - 1400	0	0	26	1	25	8	10	1	71	89.00
Hourly Total	1	2	126	3	95	40	48	1	316	397.40
Hourly Average	0.25	0.50	31.50	0.75	23.75	10.00	12.00	0.25	79.00	99.35
1400 - 1415	0	0	35	0	21	14	24	1	95	134.20
1415 - 1430	0	0	26	0	15	14	8	0	63	80.40
1430 - 1445	0	0	26	1	18	5	14	0	64	84.70
1445 - 1500	0	0	15	1	31	15	14	2	78	105.70
Hourly Total	0	0	102	2	85	48	60	3	300	405.00
Hourly Average	0.00	0.00	25.50	0.50	21.25	12.00	15.00	0.75	75.00	101.25
1500 - 1515	0	0	27	2	24	18	17	0	88	119.10
1515 - 1530	0	1	14	0	18	11	11	0	55	74.20
1530 - 1545	0	0	17	0	32	14	10	0	73	93.00
1545 - 1600	0	0	21	0	17	10	11	0	59	78.30
Hourly Total	0	1	79	2	91	53	49	0	275	364.60
Hourly Average	0.00	0.25	19.75	0.50	22.75	13.25	12.25	0.00	68.75	91.15
1600 - 1615	0	0	22	1	21	12	6	3	65	81.80
1615 - 1630	0	0	19	0	10	3	11	2	45	62.80
1630 - 1645	0	0	14	1	15	3	13	0	46	64.40
1645 - 1700	0	0	24	0	9	5	2	1	41	47.10
Hourly Total	0	0	79	2	55	23	32	6	197	256.10
Hourly Average	0.00	0.00	19.75	0.50	13.75	5.75	8.00	1.50	49.25	64.03
1700 - 1715	0	0	19	0	8	4	4	2	37	46.20
1715 - 1730	0	1	27	0	1	6	9	0	44	58.10
1730 - 1745	1	0	55	0	5	3	6	2	72	82.50
1745 - 1800	0	1	69	0	14	2	6	1	93	102.20
Hourly Total	1	2	170	0	28	15	25	5	246	289.00
Hourly Average	0.25	0.50	42.50	0.00	7.00	3.75	6.25	1.25	61.50	72.25
1800 - 1815	0	0	42	3	10	0	1	2	58	61.30
1815 - 1830	0	0	33	0	24	3	2	0	62	66.10
1830 - 1845	0	0	33	0	9	3	1	1	47	50.80
1845 - 1900	0	0	22	0	6	0	1	1	30	32.30
Hourly Total	0	0	130	3	49	6	5	4	197	210.50
Hourly Average	0.00	0.00	32.50	0.75	12.25	1.50	1.25	1.00	49.25	52.63

Session Total	5	13	2026	24	954	374	533	40	3969	4877.10
Session Average	0.10	0.27	42.21	0.50	19.88	7.79	11.10	0.83	82.69	101.61

Kirkby
Classified Junction Count

Site 11 of 12
Lees Road
A5208 South Boundary Road
A5207 Moorgate Road North
A5208 County Road

Lat/Long
lat 53.475286° lon -2.867422°

Date
Thursday 20 October 2022

Weather
Sunny Intervals
Temp: 14°C

0700 - 1900 (Thursday 12H Session)

	Movement 12.11: Right from A5207 Moorgate Road North to A5208 South Boundary Road								Original Data	
TIME	P/CYCLE	M/CYCLE	CAR	TAXI	LGV	OGV1	OGV2	BUS/COACH	TOTAL	PCU TOTAL
0700 - 0715	0	0	13	0	9	0	0	0	22	22.00
0715 - 0730	0	0	32	2	3	3	6	1	47	57.30
0730 - 0745	0	0	48	4	7	4	6	1	70	80.80
0745 - 0800	0	0	80	3	14	0	2	2	101	105.60
Hourly Total	0	0	173	9	33	7	14	4	240	265.70
Hourly Average	0.00	0.00	43.25	2.25	8.25	1.75	3.50	1.00	60.00	66.43
0800 - 0815	0	0	75	2	23	0	3	0	103	106.90
0815 - 0830	0	0	101	2	13	3	4	2	125	133.70
0830 - 0845	0	0	60	1	16	0	3	0	80	83.90
0845 - 0900	0	0	46	1	7	0	6	1	61	69.80
Hourly Total	0	0	282	6	59	3	16	3	369	394.30
Hourly Average	0.00	0.00	70.50	1.50	14.75	0.75	4.00	0.75	92.25	98.58
0900 - 0915	0	0	39	0	15	0	7	1	62	72.10
0915 - 0930	0	0	13	1	11	0	2	0	27	29.60
0930 - 0945	0	0	18	0	4	1	3	1	27	32.40
0945 - 1000	0	0	25	0	7	5	5	1	43	53.00
Hourly Total	0	0	95	1	37	6	17	3	159	187.10
Hourly Average	0.00	0.00	23.75	0.25	9.25	1.50	4.25	0.75	39.75	46.78
1000 - 1015	0	0	32	1	7	0	6	0	46	53.80
1015 - 1030	0	0	30	0	11	4	1	0	46	49.30
1030 - 1045	0	0	8	0	11	3	8	0	30	41.90
1045 - 1100	0	1	18	0	14	2	6	1	42	51.20
Hourly Total	0	1	88	1	43	9	21	1	164	196.20
Hourly Average	0.00	0.25	22.00	0.25	10.75	2.25	5.25	0.25	41.00	49.05
1100 - 1115	0	0	23	0	15	1	2	0	41	44.10
1115 - 1130	0	0	14	0	16	7	8	1	46	60.90
1130 - 1145	0	0	11	0	10	1	2	1	25	29.10
1145 - 1200	0	0	19	1	7	2	3	1	33	38.90
Hourly Total	0	0	67	1	48	11	15	3	145	173.00
Hourly Average	0.00	0.00	16.75	0.25	12.00	2.75	3.75	0.75	36.25	43.25
1200 - 1215	0	0	18	0	6	1	4	1	30	36.70
1215 - 1230	0	0	14	1	4	1	3	0	23	27.40
1230 - 1245	0	0	23	0	11	2	1	1	38	41.30
1245 - 1300	0	0	31	0	5	0	1	2	39	42.30
Hourly Total	0	0	86	1	26	4	9	4	130	147.70
Hourly Average	0.00	0.00	21.50	0.25	6.50	1.00	2.25	1.00	32.50	36.93
1300 - 1315	0	0	25	0	7	2	7	0	41	51.10
1315 - 1330	0	0	25	0	5	5	4	1	40	48.70
1330 - 1345	0	0	15	2	6	4	11	2	40	58.30
1345 - 1400	0	0	30	0	2	3	6	1	42	52.30
Hourly Total	0	0	95	2	20	14	28	4	163	210.40
Hourly Average	0.00	0.00	23.75	0.50	5.00	3.50	7.00	1.00	40.75	52.60
1400 - 1415	0	0	23	1	2	4	3	0	33	38.90
1415 - 1430	0	0	13	0	9	1	7	1	31	41.60
1430 - 1445	0	0	14	1	6	6	10	1	38	55.00
1445 - 1500	0	0	21	0	6	8	7	0	42	55.10
Hourly Total	0	0	71	2	23	19	27	2	144	190.60
Hourly Average	0.00	0.00	17.75	0.50	5.75	4.75	6.75	0.50	36.00	47.65
1500 - 1515	0	0	18	0	7	1	3	0	29	33.40
1515 - 1530	0	0	26	1	4	6	6	2	45	57.80
1530 - 1545	0	0	25	1	2	4	4	0	36	43.20
1545 - 1600	0	0	21	0	8	4	4	1	38	46.20
Hourly Total	0	0	90	2	21	15	17	3	148	180.60
Hourly Average	0.00	0.00	22.50	0.50	5.25	3.75	4.25	0.75	37.00	45.15
1600 - 1615	0	0	38	0	12	5	4	2	61	70.70
1615 - 1630	0	0	42	2	11	3	2	1	61	66.10
1630 - 1645	0	0	55	0	15	5	2	1	78	84.10
1645 - 1700	0	0	50	1	20	2	2	0	75	78.60
Hourly Total	0	0	185	3	58	15	10	4	275	299.50
Hourly Average	0.00	0.00	46.25	0.75	14.50	3.75	2.50	1.00	68.75	74.88
1700 - 1715	0	1	66	1	22	0	2	1	93	96.00
1715 - 1730	0	0	68	1	18	1	7	1	96	106.60
1730 - 1745	0	0	62	2	17	0	4	0	85	90.20
1745 - 1800	0	0	50	1	5	0	5	2	63	71.50
Hourly Total	0	1	246	5	62	1	18	4	337	364.30
Hourly Average	0.00	0.25	61.50	1.25	15.50	0.25	4.50	1.00	84.25	91.08
1800 - 1815	0	3	20	0	8	0	5	0	36	40.70
1815 - 1830	0	0	20	0	10	2	1	2	35	39.30
1830 - 1845	0	0	18	0	14	0	2	1	35	38.60
1845 - 1900	0	0	12	0	7	0	2	0	21	23.60
Hourly Total	0	3	70	0	39	2	10	3	127	142.20
Hourly Average	0.00	0.75	17.50	0.00	9.75	0.50	2.50	0.75	31.75	35.55

Session Total	0	5	1548	33	469	106	202	38	2401	2751.60
Session Average	0.00	0.10	32.25	0.69	9.77	2.21	4.21	0.79	50.02	57.33

Kirkby
Classified Junction Count

Site 11 of 12
Lees Road
A5208 South Boundary Road
A5207 Moorgate Road North
A5208 County Road

Lat/Long
lat 53.475286° lon -2.867422°

Date
Thursday 20 October 2022

Weather
Sunny Intervals
Temp: 14°C

0700 - 1900 (Thursday 12H Session)

	Movement 12.12: U-Turn from A5207 Moorgate Road North to A5207 Moorgate Road North								Original Data	
TIME	P/CYCLE	M/CYCLE	CAR	TAXI	LGV	OGV1	OGV2	BUS/COACH	TOTAL	PCU TOTAL
0700 - 0715	0	0	0	0	0	0	0	0	0	0.00
0715 - 0730	0	0	0	0	0	0	0	0	0	0.00
0730 - 0745	0	0	0	0	0	0	0	0	0	0.00
0745 - 0800	0	0	0	0	0	0	0	0	0	0.00
Hourly Total	0	0	0	0	0	0	0	0	0	0.00
Hourly Average	0.00	0.00	0.00	0.00	0.00	0.00	0.00	0.00	0.00	0.00
0800 - 0815	0	0	0	0	0	0	0	0	0	0.00
0815 - 0830	0	0	0	0	0	0	0	0	0	0.00
0830 - 0845	0	0	0	0	0	0	0	0	0	0.00
0845 - 0900	0	0	0	0	0	0	0	0	0	0.00
Hourly Total	0	0	0	0	0	0	0	0	0	0.00
Hourly Average	0.00	0.00	0.00	0.00	0.00	0.00	0.00	0.00	0.00	0.00
0900 - 0915	0	0	0	0	0	0	0	0	0	0.00
0915 - 0930	0	0	2	0	1	0	0	0	3	3.00
0930 - 0945	0	0	0	0	0	0	0	0	0	0.00
0945 - 1000	0	0	0	0	0	0	0	0	0	0.00
Hourly Total	0	0	2	0	1	0	0	0	3	3.00
Hourly Average	0.00	0.00	0.50	0.00	0.25	0.00	0.00	0.00	0.75	0.75
1000 - 1015	0	0	1	0	0	0	0	0	1	1.00
1015 - 1030	0	0	0	0	0	0	0	0	0	0.00
1030 - 1045	0	0	0	0	0	0	0	0	0	0.00
1045 - 1100	0	0	0	0	0	0	0	0	0	0.00
Hourly Total	0	0	1	0	0	0	0	0	1	1.00
Hourly Average	0.00	0.00	0.25	0.00	0.00	0.00	0.00	0.00	0.25	0.25
1100 - 1115	0	0	0	0	0	0	0	0	0	0.00
1115 - 1130	0	0	0	0	0	0	0	0	0	0.00
1130 - 1145	0	0	1	0	0	0	0	0	1	1.00
1145 - 1200	0	0	0	0	0	0	0	0	0	0.00
Hourly Total	0	0	1	0	0	0	0	0	1	1.00
Hourly Average	0.00	0.00	0.25	0.00	0.00	0.00	0.00	0.00	0.25	0.25
1200 - 1215	0	0	0	0	0	0	0	0	0	0.00
1215 - 1230	0	0	0	0	0	0	0	0	0	0.00
1230 - 1245	0	0	1	0	1	0	0	0	2	2.00
1245 - 1300	0	0	0	0	0	0	0	0	0	0.00
Hourly Total	0	0	1	0	1	0	0	0	2	2.00
Hourly Average	0.00	0.00	0.25	0.00	0.25	0.00	0.00	0.00	0.50	0.50
1300 - 1315	0	0	1	0	0	0	0	0	1	1.00
1315 - 1330	0	0	0	0	0	0	0	0	0	0.00
1330 - 1345	0	0	0	0	0	0	0	0	0	0.00
1345 - 1400	0	0	0	0	0	0	0	0	0	0.00
Hourly Total	0	0	1	0	0	0	0	0	1	1.00
Hourly Average	0.00	0.00	0.25	0.00	0.00	0.00	0.00	0.00	0.25	0.25
1400 - 1415	0	0	1	0	0	0	0	0	1	1.00
1415 - 1430	0	0	0	0	0	0	0	0	0	0.00
1430 - 1445	0	0	0	0	0	0	0	0	0	0.00
1445 - 1500	0	0	1	0	0	0	0	0	1	1.00
Hourly Total	0	0	2	0	0	0	0	0	2	2.00
Hourly Average	0.00	0.00	0.50	0.00	0.00	0.00	0.00	0.00	0.50	0.50
1500 - 1515	0	0	0	0	0	0	0	0	0	0.00
1515 - 1530	0	0	0	0	0	0	0	0	0	0.00
1530 - 1545	0	0	0	0	0	0	0	0	0	0.00
1545 - 1600	0	0	0	0	0	0	0	0	0	0.00
Hourly Total	0	0	0	0	0	0	0	0	0	0.00
Hourly Average	0.00	0.00	0.00	0.00	0.00	0.00	0.00	0.00	0.00	0.00
1600 - 1615	0	0	0	0	0	0	0	0	0	0.00
1615 - 1630	0	0	2	0	0	0	0	0	2	2.00
1630 - 1645	0	0	0	0	0	0	0	0	0	0.00
1645 - 1700	0	0	0	0	0	0	0	0	0	0.00
Hourly Total	0	0	2	0	0	0	0	0	2	2.00
Hourly Average	0.00	0.00	0.50	0.00	0.00	0.00	0.00	0.00	0.50	0.50
1700 - 1715	0	0	0	0	0	0	0	0	0	0.00
1715 - 1730	0	0	0	0	0	0	0	0	0	0.00
1730 - 1745	0	0	0	0	0	0	0	0	0	0.00
1745 - 1800	0	0	0	0	0	0	0	0	0	0.00
Hourly Total	0	0	0	0	0	0	0	0	0	0.00
Hourly Average	0.00	0.00	0.00	0.00	0.00	0.00	0.00	0.00	0.00	0.00
1800 - 1815	0	0	0	0	0	0	0	0	0	0.00
1815 - 1830	0	0	0	0	0	0	0	0	0	0.00
1830 - 1845	0	0	0	0	0	0	0	0	0	0.00
1845 - 1900	0	0	0	0	0	0	0	0	0	0.00
Hourly Total	0	0	0	0	0	0	0	0	0	0.00
Hourly Average	0.00	0.00	0.00	0.00	0.00	0.00	0.00	0.00	0.00	0.00

Session Total	0	0	10	0	2	0	0	0	12	12.00
Session Average	0.00	0.00	0.21	0.00	0.04	0.00	0.00	0.00	0.25	0.25

Kirkby
Classified Junction Count

Site 11 of 12
Lees Road
A5208 South Boundary Road
A5207 Moorgate Road North
A5208 County Road

Lat/Long
lat 53.475286° lon -2.867422°

Date
Thursday 20 October 2022

Weather
Sunny Intervals
Temp: 14°C

0700 - 1900 (Thursday 12H Session)

	Movement 12.13: Left from A5208 County Road to Lees Road								Original Data	
TIME	P/CYCLE	M/CYCLE	CAR	TAXI	LGV	OGV1	OGV2	BUS/COACH	TOTAL	PCU TOTAL
0700 - 0715	1	0	31	0	7	0	0	0	39	38.20
0715 - 0730	1	0	33	0	7	0	1	1	43	44.50
0730 - 0745	0	0	47	1	6	2	1	0	57	59.30
0745 - 0800	0	0	48	0	6	2	1	0	57	59.30
Hourly Total	2	0	159	1	26	4	3	1	196	201.30
Hourly Average	0.50	0.00	39.75	0.25	6.50	1.00	0.75	0.25	49.00	50.33
0800 - 0815	0	0	39	1	6	5	1	0	52	55.80
0815 - 0830	0	0	24	0	3	2	0	0	29	30.00
0830 - 0845	0	0	23	0	3	1	3	0	30	34.40
0845 - 0900	0	0	40	1	8	0	1	0	50	51.30
Hourly Total	0	0	126	2	20	8	5	0	161	171.50
Hourly Average	0.00	0.00	31.50	0.50	5.00	2.00	1.25	0.00	40.25	42.88
0900 - 0915	1	0	40	0	3	2	3	1	50	55.10
0915 - 0930	0	0	31	2	6	1	2	0	42	45.10
0930 - 0945	0	0	30	3	8	2	0	0	43	44.00
0945 - 1000	0	0	17	1	9	1	0	0	28	28.50
Hourly Total	1	0	118	6	26	6	5	1	163	172.70
Hourly Average	0.25	0.00	29.50	1.50	6.50	1.50	1.25	0.25	40.75	43.18
1000 - 1015	0	0	17	0	9	4	3	0	33	38.90
1015 - 1030	0	0	22	0	6	1	1	0	30	31.80
1030 - 1045	0	0	18	1	8	2	0	1	30	32.00
1045 - 1100	0	0	15	0	7	2	2	0	26	29.60
Hourly Total	0	0	72	1	30	9	6	1	119	132.30
Hourly Average	0.00	0.00	18.00	0.25	7.50	2.25	1.50	0.25	29.75	33.08
1100 - 1115	0	0	18	0	12	2	2	0	34	37.60
1115 - 1130	0	0	10	0	7	2	0	0	19	20.00
1130 - 1145	0	1	14	0	6	1	1	0	23	24.20
1145 - 1200	0	0	19	0	8	3	1	0	31	33.80
Hourly Total	0	1	61	0	33	8	4	0	107	115.60
Hourly Average	0.00	0.25	15.25	0.00	8.25	2.00	1.00	0.00	26.75	28.90
1200 - 1215	0	0	10	0	3	4	1	0	18	21.30
1215 - 1230	0	1	14	3	8	0	2	0	28	30.00
1230 - 1245	0	0	20	0	5	3	1	0	29	31.80
1245 - 1300	0	0	28	0	8	2	1	0	39	41.30
Hourly Total	0	1	72	3	24	9	5	0	114	124.40
Hourly Average	0.00	0.25	18.00	0.75	6.00	2.25	1.25	0.00	28.50	31.10
1300 - 1315	0	0	27	1	11	2	0	0	41	42.00
1315 - 1330	0	0	28	0	9	1	0	0	38	38.50
1330 - 1345	0	0	30	0	10	3	2	0	45	49.10
1345 - 1400	0	0	24	0	6	1	0	0	31	31.50
Hourly Total	0	0	109	1	36	7	2	0	155	161.10
Hourly Average	0.00	0.00	27.25	0.25	9.00	1.75	0.50	0.00	38.75	40.28
1400 - 1415	0	1	24	4	3	1	2	0	35	37.50
1415 - 1430	0	0	19	1	9	1	8	0	38	48.90
1430 - 1445	0	0	14	1	10	2	3	0	30	34.90
1445 - 1500	0	0	20	2	2	4	2	0	30	34.60
Hourly Total	0	1	77	8	24	8	15	0	133	155.90
Hourly Average	0.00	0.25	19.25	2.00	6.00	2.00	3.75	0.00	33.25	38.98
1500 - 1515	0	1	13	2	4	4	0	0	24	25.40
1515 - 1530	0	0	15	1	6	5	3	0	30	36.40
1530 - 1545	0	0	12	2	6	1	1	0	22	23.80
1545 - 1600	0	0	19	2	6	2	2	0	31	34.60
Hourly Total	0	1	59	7	22	12	6	0	107	120.20
Hourly Average	0.00	0.25	14.75	1.75	5.50	3.00	1.50	0.00	26.75	30.05
1600 - 1615	0	0	18	0	4	0	2	1	25	28.60
1615 - 1630	0	0	19	2	5	1	2	0	29	32.10
1630 - 1645	0	0	32	0	5	0	0	0	37	37.00
1645 - 1700	0	1	17	0	5	1	1	0	25	26.20
Hourly Total	0	1	86	2	19	2	5	1	116	123.90
Hourly Average	0.00	0.25	21.50	0.50	4.75	0.50	1.25	0.25	29.00	30.98
1700 - 1715	0	0	16	0	3	1	0	0	20	20.50
1715 - 1730	1	0	9	0	4	0	4	0	18	22.40
1730 - 1745	0	0	17	0	2	0	0	0	19	19.00
1745 - 1800	0	0	31	0	0	0	0	0	31	31.00
Hourly Total	1	0	73	0	9	1	4	0	88	92.90
Hourly Average	0.25	0.00	18.25	0.00	2.25	0.25	1.00	0.00	22.00	23.23
1800 - 1815	0	0	19	0	1	0	0	0	20	20.00
1815 - 1830	0	0	8	0	1	0	1	0	10	11.30
1830 - 1845	0	0	7	0	2	0	1	0	10	11.30
1845 - 1900	0	0	12	0	2	0	0	0	14	14.00
Hourly Total	0	0	46	0	6	0	2	0	54	56.60
Hourly Average	0.00	0.00	11.50	0.00	1.50	0.00	0.50	0.00	13.50	14.15

Session Total	4	5	1058	31	275	74	62	4	1513	1628.40
Session Average	0.08	0.10	22.04	0.65	5.73	1.54	1.29	0.08	31.52	33.93

Kirkby
Classified Junction Count

Site 11 of 12
Lees Road
A5208 South Boundary Road
A5207 Moorgate Road North
A5208 County Road

Lat/Long
lat 53.475286° lon -2.867422°

Date
Thursday 20 October 2022

Weather
Sunny Intervals
Temp: 14°C

0700 - 1900 (Thursday 12H Session)

	Movement 12.14: Southbound from A5208 County Road to A5208 South Boundary Road								Original Data	
TIME	P/CYCLE	M/CYCLE	CAR	TAXI	LGV	OGV1	OGV2	BUS/COACH	TOTAL	PCU TOTAL
0700 - 0715	0	0	45	0	13	0	2	0	60	62.60
0715 - 0730	0	1	50	0	9	9	1	1	71	77.20
0730 - 0745	0	0	70	1	13	4	4	0	92	99.20
0745 - 0800	0	0	51	1	19	0	1	1	73	75.30
Hourly Total	0	1	216	2	54	13	8	2	296	314.30
Hourly Average	0.00	0.25	54.00	0.50	13.50	3.25	2.00	0.50	74.00	78.58
0800 - 0815	0	0	70	1	19	3	4	0	97	103.70
0815 - 0830	0	0	70	0	10	6	2	0	88	93.60
0830 - 0845	0	0	50	2	7	6	2	0	67	72.60
0845 - 0900	0	0	59	1	18	2	5	0	85	92.50
Hourly Total	0	0	249	4	54	17	13	0	337	362.40
Hourly Average	0.00	0.00	62.25	1.00	13.50	4.25	3.25	0.00	84.25	90.60
0900 - 0915	0	0	70	1	8	2	3	0	84	88.90
0915 - 0930	0	0	29	0	17	3	1	0	50	52.80
0930 - 0945	0	0	46	2	14	4	4	0	70	77.20
0945 - 1000	0	0	55	0	15	10	4	0	84	94.20
Hourly Total	0	0	200	3	54	19	12	0	288	313.10
Hourly Average	0.00	0.00	50.00	0.75	13.50	4.75	3.00	0.00	72.00	78.28
1000 - 1015	0	0	54	1	14	1	1	0	71	72.80
1015 - 1030	0	0	62	0	16	3	0	0	81	82.50
1030 - 1045	0	0	34	0	16	3	2	0	55	59.10
1045 - 1100	0	0	45	1	7	2	2	0	57	60.60
Hourly Total	0	0	195	2	53	9	5	0	264	275.00
Hourly Average	0.00	0.00	48.75	0.50	13.25	2.25	1.25	0.00	66.00	68.75
1100 - 1115	0	0	50	0	18	2	0	0	70	71.00
1115 - 1130	0	0	49	4	19	5	1	0	78	81.80
1130 - 1145	0	0	49	2	14	6	3	0	74	80.90
1145 - 1200	0	1	33	1	20	5	2	0	62	66.50
Hourly Total	0	1	181	7	71	18	6	0	284	300.20
Hourly Average	0.00	0.25	45.25	1.75	17.75	4.50	1.50	0.00	71.00	75.05
1200 - 1215	0	1	45	0	14	1	2	0	63	65.50
1215 - 1230	0	1	46	1	11	4	4	0	67	73.60
1230 - 1245	0	0	60	0	18	2	0	0	80	81.00
1245 - 1300	0	0	66	1	10	1	2	0	80	83.10
Hourly Total	0	2	217	2	53	8	8	0	290	303.20
Hourly Average	0.00	0.50	54.25	0.50	13.25	2.00	2.00	0.00	72.50	75.80
1300 - 1315	0	0	40	0	14	5	2	0	61	66.10
1315 - 1330	0	0	72	1	7	2	5	0	87	94.50
1330 - 1345	0	0	44	1	10	2	2	0	59	62.60
1345 - 1400	0	1	61	2	9	4	2	0	79	83.00
Hourly Total	0	1	217	4	40	13	11	0	286	306.20
Hourly Average	0.00	0.25	54.25	1.00	10.00	3.25	2.75	0.00	71.50	76.55
1400 - 1415	0	0	53	2	11	6	1	0	73	77.30
1415 - 1430	0	1	42	4	17	0	3	0	67	70.30
1430 - 1445	0	1	46	5	11	5	3	0	71	76.80
1445 - 1500	0	1	56	1	9	6	2	1	76	82.00
Hourly Total	0	3	197	12	48	17	9	1	287	306.40
Hourly Average	0.00	0.75	49.25	3.00	12.00	4.25	2.25	0.25	71.75	76.60
1500 - 1515	0	0	55	1	8	6	4	0	74	82.20
1515 - 1530	0	0	77	5	13	0	0	0	95	95.00
1530 - 1545	0	1	67	0	9	6	0	0	83	85.40
1545 - 1600	0	0	62	1	24	4	2	0	93	97.60
Hourly Total	0	1	261	7	54	16	6	0	345	360.20
Hourly Average	0.00	0.25	65.25	1.75	13.50	4.00	1.50	0.00	86.25	90.05
1600 - 1615	0	0	72	2	7	1	4	0	86	91.70
1615 - 1630	0	1	63	1	4	2	2	0	73	76.00
1630 - 1645	0	0	80	0	6	1	2	0	89	92.10
1645 - 1700	0	0	59	0	19	2	3	0	83	87.90
Hourly Total	0	1	274	3	36	6	11	0	331	347.70
Hourly Average	0.00	0.25	68.50	0.75	9.00	1.50	2.75	0.00	82.75	86.93
1700 - 1715	0	0	75	3	10	1	0	0	89	89.50
1715 - 1730	0	0	52	6	12	0	0	0	70	70.00
1730 - 1745	0	1	65	1	13	0	1	0	81	81.70
1745 - 1800	0	3	73	3	9	0	0	0	88	86.20
Hourly Total	0	4	265	13	44	1	1	0	328	327.40
Hourly Average	0.00	1.00	66.25	3.25	11.00	0.25	0.25	0.00	82.00	81.85
1800 - 1815	0	0	67	0	11	0	1	0	79	80.30
1815 - 1830	0	1	39	0	3	0	2	0	45	47.00
1830 - 1845	0	0	64	0	9	1	1	0	75	76.80
1845 - 1900	0	0	41	0	5	0	1	1	48	50.30
Hourly Total	0	1	211	0	28	1	5	1	247	254.40
Hourly Average	0.00	0.25	52.75	0.00	7.00	0.25	1.25	0.25	61.75	63.60

Session Total	0	15	2683	59	589	138	95	4	3583	3770.50
Session Average	0.00	0.31	55.90	1.23	12.27	2.88	1.98	0.08	74.65	78.55

Kirkby
Classified Junction Count

Site 11 of 12
Lees Road
A5208 South Boundary Road
A5207 Moorgate Road North
A5208 County Road

Lat/Long
lat 53.475286° lon -2.867422°

Date
Thursday 20 October 2022

Weather
Sunny Intervals
Temp: 14°C

0700 - 1900 (Thursday 12H Session)

	Movement 12.15: Right from A5208 County Road to A5207 Moorgate Road North								Original Data	
TIME	P/CYCLE	M/CYCLE	CAR	TAXI	LGV	OGV1	OGV2	BUS/COACH	TOTAL	PCU TOTAL
0700 - 0715	0	1	15	0	2	3	0	0	21	21.90
0715 - 0730	0	0	44	0	7	0	0	1	52	53.00
0730 - 0745	0	0	29	0	15	2	2	1	49	53.60
0745 - 0800	0	0	33	0	3	5	0	0	41	43.50
Hourly Total	0	1	121	0	27	10	2	2	163	172.00
Hourly Average	0.00	0.25	30.25	0.00	6.75	2.50	0.50	0.50	40.75	43.00
0800 - 0815	0	0	58	1	10	1	1	1	72	74.80
0815 - 0830	0	0	30	0	7	0	1	0	38	39.30
0830 - 0845	0	0	34	1	9	7	2	0	53	59.10
0845 - 0900	0	0	54	1	8	4	0	0	67	69.00
Hourly Total	0	0	176	3	34	12	4	1	230	242.20
Hourly Average	0.00	0.00	44.00	0.75	8.50	3.00	1.00	0.25	57.50	60.55
0900 - 0915	0	0	36	3	8	1	0	0	48	48.50
0915 - 0930	0	0	54	3	5	5	1	3	71	77.80
0930 - 0945	0	0	26	3	9	1	2	0	41	44.10
0945 - 1000	0	1	31	0	5	0	2	1	40	43.00
Hourly Total	0	1	147	9	27	7	5	4	200	213.40
Hourly Average	0.00	0.25	36.75	2.25	6.75	1.75	1.25	1.00	50.00	53.35
1000 - 1015	0	0	20	0	3	4	0	1	28	31.00
1015 - 1030	0	0	13	1	4	2	2	0	22	25.60
1030 - 1045	0	0	35	0	1	1	0	0	37	37.50
1045 - 1100	0	0	15	0	1	4	1	1	22	26.30
Hourly Total	0	0	83	1	9	11	3	2	109	120.40
Hourly Average	0.00	0.00	20.75	0.25	2.25	2.75	0.75	0.50	27.25	30.10
1100 - 1115	0	0	16	1	1	1	2	0	21	24.10
1115 - 1130	0	0	18	0	2	0	2	0	22	24.60
1130 - 1145	0	0	29	2	3	2	1	0	37	39.30
1145 - 1200	0	0	22	1	5	3	1	0	32	34.80
Hourly Total	0	0	85	4	11	6	6	0	112	122.80
Hourly Average	0.00	0.00	21.25	1.00	2.75	1.50	1.50	0.00	28.00	30.70
1200 - 1215	0	2	27	1	9	3	0	1	43	44.30
1215 - 1230	0	0	30	0	14	4	2	0	50	54.60
1230 - 1245	0	3	33	1	6	4	2	0	49	51.80
1245 - 1300	0	0	27	2	3	3	1	0	36	38.80
Hourly Total	0	5	117	4	32	14	5	1	178	189.50
Hourly Average	0.00	1.25	29.25	1.00	8.00	3.50	1.25	0.25	44.50	47.38
1300 - 1315	0	0	28	1	6	3	0	0	38	39.50
1315 - 1330	0	0	25	1	9	3	1	0	39	41.80
1330 - 1345	0	0	40	0	8	3	0	0	51	52.50
1345 - 1400	0	0	29	2	8	2	0	0	41	42.00
Hourly Total	0	0	122	4	31	11	1	0	169	175.80
Hourly Average	0.00	0.00	30.50	1.00	7.75	2.75	0.25	0.00	42.25	43.95
1400 - 1415	1	0	26	0	5	0	3	1	36	40.10
1415 - 1430	0	0	30	1	5	3	2	1	42	47.10
1430 - 1445	0	1	34	0	9	1	0	0	45	44.90
1445 - 1500	0	0	22	1	12	1	4	0	40	45.70
Hourly Total	1	1	112	2	31	5	9	2	163	177.80
Hourly Average	0.25	0.25	28.00	0.50	7.75	1.25	2.25	0.50	40.75	44.45
1500 - 1515	0	0	40	2	9	1	1	0	53	54.80
1515 - 1530	0	0	21	0	7	2	0	0	30	31.00
1530 - 1545	0	1	42	0	7	0	1	0	51	51.70
1545 - 1600	0	0	48	0	9	0	1	0	58	59.30
Hourly Total	0	1	151	2	32	3	3	0	192	196.80
Hourly Average	0.00	0.25	37.75	0.50	8.00	0.75	0.75	0.00	48.00	49.20
1600 - 1615	0	0	65	1	5	1	0	1	73	74.50
1615 - 1630	0	1	41	2	12	2	0	1	59	60.40
1630 - 1645	0	0	46	1	6	0	1	1	55	57.30
1645 - 1700	1	0	52	1	3	0	0	0	57	56.20
Hourly Total	1	1	204	5	26	3	1	3	244	248.40
Hourly Average	0.25	0.25	51.00	1.25	6.50	0.75	0.25	0.75	61.00	62.10
1700 - 1715	0	0	55	2	4	1	3	1	66	71.40
1715 - 1730	0	0	28	1	1	1	1	0	32	33.80
1730 - 1745	0	0	39	0	2	1	1	0	43	44.80
1745 - 1800	1	0	22	0	1	0	0	0	24	23.20
Hourly Total	1	0	144	3	8	3	5	1	165	173.20
Hourly Average	0.25	0.00	36.00	0.75	2.00	0.75	1.25	0.25	41.25	43.30
1800 - 1815	0	0	35	0	1	0	1	0	37	38.30
1815 - 1830	0	0	37	1	1	0	0	0	39	39.00
1830 - 1845	0	1	31	0	2	0	0	0	34	33.40
1845 - 1900	0	0	28	0	1	0	0	1	30	31.00
Hourly Total	0	1	131	1	5	0	1	1	140	141.70
Hourly Average	0.00	0.25	32.75	0.25	1.25	0.00	0.25	0.25	35.00	35.43

Session Total	3	11	1593	38	273	85	45	17	2065	2174.00
Session Average	0.06	0.23	33.19	0.79	5.69	1.77	0.94	0.35	43.02	45.29

Kirkby
Classified Junction Count

Site 11 of 12
Lees Road
A5208 South Boundary Road
A5207 Moorgate Road North
A5208 County Road

Lat/Long
lat 53.475286° lon -2.867422°

Date
Thursday 20 October 2022

Weather
Sunny Intervals
Temp: 14°C

0700 - 1900 (Thursday 12H Session)

	Movement 12.16: U-Turn from A5208 County Road to A5208 County Road								Original Data	
TIME	P/CYCLE	M/CYCLE	CAR	TAXI	LGV	OGV1	OGV2	BUS/COACH	TOTAL	PCU TOTAL
0700 - 0715	0	0	0	0	0	0	0	0	0	0.00
0715 - 0730	0	0	0	0	0	0	0	0	0	0.00
0730 - 0745	0	0	1	0	0	0	0	0	1	1.00
0745 - 0800	0	0	0	0	0	0	0	0	0	0.00
Hourly Total	0	0	1	0	0	0	0	0	1	1.00
Hourly Average	0.00	0.00	0.25	0.00	0.00	0.00	0.00	0.00	0.25	0.25
0800 - 0815	0	0	0	0	0	0	0	0	0	0.00
0815 - 0830	0	0	0	0	0	0	0	0	0	0.00
0830 - 0845	0	0	0	0	0	0	0	0	0	0.00
0845 - 0900	0	0	0	0	0	0	0	0	0	0.00
Hourly Total	0	0	0	0	0	0	0	0	0	0.00
Hourly Average	0.00	0.00	0.00	0.00	0.00	0.00	0.00	0.00	0.00	0.00
0900 - 0915	0	0	0	0	0	0	0	0	0	0.00
0915 - 0930	0	0	1	0	1	0	0	0	2	2.00
0930 - 0945	0	0	0	0	0	0	0	0	0	0.00
0945 - 1000	0	0	1	0	0	0	0	0	1	1.00
Hourly Total	0	0	2	0	1	0	0	0	3	3.00
Hourly Average	0.00	0.00	0.50	0.00	0.25	0.00	0.00	0.00	0.75	0.75
1000 - 1015	0	0	0	0	0	0	0	0	0	0.00
1015 - 1030	0	0	0	0	0	0	0	0	0	0.00
1030 - 1045	0	0	1	0	0	0	0	0	1	1.00
1045 - 1100	0	0	0	0	0	0	0	0	0	0.00
Hourly Total	0	0	1	0	0	0	0	0	1	1.00
Hourly Average	0.00	0.00	0.25	0.00	0.00	0.00	0.00	0.00	0.25	0.25
1100 - 1115	0	0	1	0	0	0	0	0	1	1.00
1115 - 1130	0	0	0	0	0	0	0	0	0	0.00
1130 - 1145	0	0	0	0	0	0	0	0	0	0.00
1145 - 1200	0	0	0	0	0	0	0	0	0	0.00
Hourly Total	0	0	1	0	0	0	0	0	1	1.00
Hourly Average	0.00	0.00	0.25	0.00	0.00	0.00	0.00	0.00	0.25	0.25
1200 - 1215	0	0	0	0	0	0	0	0	0	0.00
1215 - 1230	0	0	0	0	0	0	0	0	0	0.00
1230 - 1245	0	0	0	0	0	0	0	0	0	0.00
1245 - 1300	0	0	0	0	0	0	0	0	0	0.00
Hourly Total	0	0	0	0	0	0	0	0	0	0.00
Hourly Average	0.00	0.00	0.00	0.00	0.00	0.00	0.00	0.00	0.00	0.00
1300 - 1315	0	0	0	0	0	0	0	0	0	0.00
1315 - 1330	0	0	0	0	1	0	0	0	1	1.00
1330 - 1345	0	0	0	0	0	0	0	0	0	0.00
1345 - 1400	0	0	0	0	0	0	0	0	0	0.00
Hourly Total	0	0	0	0	1	0	0	0	1	1.00
Hourly Average	0.00	0.00	0.00	0.00	0.25	0.00	0.00	0.00	0.25	0.25
1400 - 1415	0	0	0	0	1	0	0	0	1	1.00
1415 - 1430	0	0	0	0	0	0	0	0	0	0.00
1430 - 1445	0	0	1	0	0	0	0	0	1	1.00
1445 - 1500	0	0	0	0	0	0	0	0	0	0.00
Hourly Total	0	0	1	0	1	0	0	0	2	2.00
Hourly Average	0.00	0.00	0.25	0.00	0.25	0.00	0.00	0.00	0.50	0.50
1500 - 1515	0	0	0	0	0	0	0	0	0	0.00
1515 - 1530	0	0	0	0	0	0	0	0	0	0.00
1530 - 1545	0	0	0	0	0	0	0	0	0	0.00
1545 - 1600	0	0	0	0	0	0	0	0	0	0.00
Hourly Total	0	0	0	0	0	0	0	0	0	0.00
Hourly Average	0.00	0.00	0.00	0.00	0.00	0.00	0.00	0.00	0.00	0.00
1600 - 1615	0	0	1	0	1	0	0	0	2	2.00
1615 - 1630	0	0	0	0	0	0	0	0	0	0.00
1630 - 1645	0	0	0	0	0	0	0	0	0	0.00
1645 - 1700	0	0	0	0	0	0	0	0	0	0.00
Hourly Total	0	0	1	0	1	0	0	0	2	2.00
Hourly Average	0.00	0.00	0.25	0.00	0.25	0.00	0.00	0.00	0.50	0.50
1700 - 1715	0	0	0	0	0	0	0	0	0	0.00
1715 - 1730	0	0	1	0	0	0	0	0	1	1.00
1730 - 1745	0	0	1	0	0	0	0	0	1	1.00
1745 - 1800	0	0	0	0	0	0	0	0	0	0.00
Hourly Total	0	0	2	0	0	0	0	0	2	2.00
Hourly Average	0.00	0.00	0.50	0.00	0.00	0.00	0.00	0.00	0.50	0.50
1800 - 1815	0	0	0	0	0	0	0	0	0	0.00
1815 - 1830	0	0	0	0	0	0	0	0	0	0.00
1830 - 1845	0	0	0	0	0	0	0	0	0	0.00
1845 - 1900	0	0	0	0	0	0	0	0	0	0.00
Hourly Total	0	0	0	0	0	0	0	0	0	0.00
Hourly Average	0.00	0.00	0.00	0.00	0.00	0.00	0.00	0.00	0.00	0.00

Session Total	0	0	9	0	4	0	0	0	13	13.00
Session Average	0.00	0.00	0.19	0.00	0.08	0.00	0.00	0.00	0.27	0.27

Kirkby
Classified Junction Count

Site 12 of 12
Cherryfield Drive (East)
Local Access
Cherryfield Drive (West)

Lat/Long
lat 53.480509° lon -2.885638°

Date
Thursday 20 October 2022

Weather
Sunny Intervals
Temp: 14°C

0700 - 1900 (Thursday 12H Session)

	Movement 13.1: Left from Cherryfield Drive (East) to Local Access								Original Data	
TIME	P/CYCLE	M/CYCLE	CAR	TAXI	LGV	OGV1	OGV2	BUS/COACH	TOTAL	PCU TOTAL
0700 - 0715	0	0	1	0	0	0	0	0	1	1.00
0715 - 0730	0	0	0	0	1	0	0	0	1	1.00
0730 - 0745	0	0	1	0	0	0	0	0	1	1.00
0745 - 0800	0	0	1	0	0	0	0	0	1	1.00
Hourly Total	0	0	3	0	1	0	0	0	4	4.00
Hourly Average	0.00	0.00	0.75	0.00	0.25	0.00	0.00	0.00	1.00	1.00
0800 - 0815	0	0	2	0	0	0	0	0	2	2.00
0815 - 0830	0	0	1	0	0	0	0	0	1	1.00
0830 - 0845	0	0	6	0	0	0	0	0	6	6.00
0845 - 0900	0	0	10	0	1	0	0	0	11	11.00
Hourly Total	0	0	19	0	1	0	0	0	20	20.00
Hourly Average	0.00	0.00	4.75	0.00	0.25	0.00	0.00	0.00	5.00	5.00
0900 - 0915	0	0	10	0	0	0	0	6	16	22.00
0915 - 0930	0	0	5	0	0	0	0	0	5	5.00
0930 - 0945	0	0	9	0	0	0	0	0	9	9.00
0945 - 1000	0	0	4	0	0	0	0	0	4	4.00
Hourly Total	0	0	28	0	0	0	0	6	34	40.00
Hourly Average	0.00	0.00	7.00	0.00	0.00	0.00	0.00	1.50	8.50	10.00
1000 - 1015	0	0	8	0	0	0	0	0	8	8.00
1015 - 1030	0	0	12	0	0	0	0	0	12	12.00
1030 - 1045	0	0	4	0	0	0	0	0	4	4.00
1045 - 1100	0	0	7	0	0	0	0	0	7	7.00
Hourly Total	0	0	31	0	0	0	0	0	31	31.00
Hourly Average	0.00	0.00	7.75	0.00	0.00	0.00	0.00	0.00	7.75	7.75
1100 - 1115	0	0	6	0	1	0	0	0	7	7.00
1115 - 1130	0	0	11	0	0	0	0	0	11	11.00
1130 - 1145	0	0	10	0	2	0	0	0	12	12.00
1145 - 1200	0	0	11	0	1	0	0	0	12	12.00
Hourly Total	0	0	38	0	4	0	0	0	42	42.00
Hourly Average	0.00	0.00	9.50	0.00	1.00	0.00	0.00	0.00	10.50	10.50
1200 - 1215	0	0	12	0	2	0	0	0	14	14.00
1215 - 1230	0	0	11	0	0	0	0	0	11	11.00
1230 - 1245	0	0	7	0	0	0	0	0	7	7.00
1245 - 1300	0	0	7	1	1	0	0	0	9	9.00
Hourly Total	0	0	37	1	3	0	0	0	41	41.00
Hourly Average	0.00	0.00	9.25	0.25	0.75	0.00	0.00	0.00	10.25	10.25
1300 - 1315	0	0	9	0	0	0	0	0	9	9.00
1315 - 1330	0	0	4	0	1	0	0	0	5	5.00
1330 - 1345	0	0	6	0	0	0	0	0	6	6.00
1345 - 1400	0	0	6	0	0	0	0	0	6	6.00
Hourly Total	0	0	25	0	1	0	0	0	26	26.00
Hourly Average	0.00	0.00	6.25	0.00	0.25	0.00	0.00	0.00	6.50	6.50
1400 - 1415	0	0	11	0	0	0	0	0	11	11.00
1415 - 1430	0	0	5	0	1	0	0	0	6	6.00
1430 - 1445	0	0	8	0	1	0	0	0	9	9.00
1445 - 1500	0	0	8	0	1	0	0	0	9	9.00
Hourly Total	0	0	32	0	3	0	0	0	35	35.00
Hourly Average	0.00	0.00	8.00	0.00	0.75	0.00	0.00	0.00	8.75	8.75
1500 - 1515	0	0	6	0	0	0	0	0	6	6.00
1515 - 1530	0	0	6	0	0	0	0	0	6	6.00
1530 - 1545	0	0	4	0	0	0	0	0	4	4.00
1545 - 1600	0	0	10	0	0	0	0	0	10	10.00
Hourly Total	0	0	26	0	0	0	0	0	26	26.00
Hourly Average	0.00	0.00	6.50	0.00	0.00	0.00	0.00	0.00	6.50	6.50
1600 - 1615	0	0	5	0	1	0	0	0	6	6.00
1615 - 1630	0	0	5	0	0	0	0	0	5	5.00
1630 - 1645	0	0	5	0	0	0	0	0	5	5.00
1645 - 1700	0	0	5	0	0	0	0	0	5	5.00
Hourly Total	0	0	20	0	1	0	0	0	21	21.00
Hourly Average	0.00	0.00	5.00	0.00	0.25	0.00	0.00	0.00	5.25	5.25
1700 - 1715	0	0	2	0	0	0	0	0	2	2.00
1715 - 1730	0	0	2	0	0	0	0	0	2	2.00
1730 - 1745	0	0	2	0	0	0	0	0	2	2.00
1745 - 1800	0	0	4	0	0	0	0	0	4	4.00
Hourly Total	0	0	10	0	0	0	0	0	10	10.00
Hourly Average	0.00	0.00	2.50	0.00	0.00	0.00	0.00	0.00	2.50	2.50
1800 - 1815	0	0	0	0	1	0	0	0	1	1.00
1815 - 1830	0	0	7	0	0	0	0	0	7	7.00
1830 - 1845	0	0	1	0	0	0	0	0	1	1.00
1845 - 1900	0	0	1	0	0	0	0	0	1	1.00
Hourly Total	0	0	9	0	1	0	0	0	10	10.00
Hourly Average	0.00	0.00	2.25	0.00	0.25	0.00	0.00	0.00	2.50	2.50

Session Total	0	0	278	1	15	0	0	6	300	306.00
Session Average	0.00	0.00	5.79	0.02	0.31	0.00	0.00	0.13	6.25	6.38

Kirkby
Classified Junction Count

Site 12 of 12
Cherryfield Drive (East)
Local Access
Cherryfield Drive (West)

Lat/Long
lat 53.480509° lon -2.885638°

Date
Thursday 20 October 2022

Weather
Sunny Intervals
Temp: 14°C

0700 - 1900 (Thursday 12H Session)

	Movement 13.2: Northbound from Cherryfield Drive (East) to Cherryfield Drive (West)								Original Data	
TIME	P/CYCLE	M/CYCLE	CAR	TAXI	LGV	OGV1	OGV2	BUS/COACH	TOTAL	PCU TOTAL
0700 - 0715	0	0	17	0	3	0	1	2	23	26.30
0715 - 0730	0	0	16	1	3	0	1	5	26	32.30
0730 - 0745	0	0	26	0	3	2	0	2	33	36.00
0745 - 0800	1	0	37	2	9	1	0	7	57	63.70
Hourly Total	1	0	96	3	18	3	2	16	139	158.30
Hourly Average	0.25	0.00	24.00	0.75	4.50	0.75	0.50	4.00	34.75	39.58
0800 - 0815	0	0	40	0	10	0	0	5	55	60.00
0815 - 0830	0	0	54	1	11	2	0	5	73	79.00
0830 - 0845	0	0	67	1	6	3	2	2	81	87.10
0845 - 0900	0	0	62	3	6	0	0	5	76	81.00
Hourly Total	0	0	223	5	33	5	2	17	285	307.10
Hourly Average	0.00	0.00	55.75	1.25	8.25	1.25	0.50	4.25	71.25	76.78
0900 - 0915	0	0	32	3	6	1	0	0	42	42.50
0915 - 0930	0	0	36	1	5	1	0	3	46	49.50
0930 - 0945	0	0	31	3	3	1	0	4	42	46.50
0945 - 1000	0	0	43	2	8	0	0	5	58	63.00
Hourly Total	0	0	142	9	22	3	0	12	188	201.50
Hourly Average	0.00	0.00	35.50	2.25	5.50	0.75	0.00	3.00	47.00	50.38
1000 - 1015	0	0	29	2	8	2	0	5	46	52.00
1015 - 1030	1	0	33	0	3	0	1	3	41	44.50
1030 - 1045	0	0	40	2	1	2	0	3	48	52.00
1045 - 1100	0	0	30	3	4	1	0	6	44	50.50
Hourly Total	1	0	132	7	16	5	1	17	179	199.00
Hourly Average	0.25	0.00	33.00	1.75	4.00	1.25	0.25	4.25	44.75	49.75
1100 - 1115	0	0	32	6	3	1	1	5	48	54.80
1115 - 1130	1	1	36	5	6	1	0	2	52	53.10
1130 - 1145	0	0	35	3	3	0	0	5	46	51.00
1145 - 1200	0	1	32	1	3	1	0	5	43	47.90
Hourly Total	1	2	135	15	15	3	1	17	189	206.80
Hourly Average	0.25	0.50	33.75	3.75	3.75	0.75	0.25	4.25	47.25	51.70
1200 - 1215	0	0	47	7	5	1	5	1	66	74.00
1215 - 1230	0	0	34	3	3	0	0	3	43	46.00
1230 - 1245	0	0	28	6	5	2	1	4	46	52.30
1245 - 1300	0	0	34	3	7	1	1	3	49	53.80
Hourly Total	0	0	143	19	20	4	7	11	204	226.10
Hourly Average	0.00	0.00	35.75	4.75	5.00	1.00	1.75	2.75	51.00	56.53
1300 - 1315	0	1	34	4	6	0	0	5	50	54.40
1315 - 1330	0	0	39	4	10	1	0	4	58	62.50
1330 - 1345	0	0	48	4	6	0	0	3	61	64.00
1345 - 1400	0	0	47	4	2	1	0	4	58	62.50
Hourly Total	0	1	168	16	24	2	0	16	227	243.40
Hourly Average	0.00	0.25	42.00	4.00	6.00	0.50	0.00	4.00	56.75	60.85
1400 - 1415	1	0	43	2	6	1	0	5	58	62.70
1415 - 1430	0	0	38	5	4	1	0	4	52	56.50
1430 - 1445	0	0	44	4	3	1	0	4	56	60.50
1445 - 1500	1	0	61	3	3	0	0	2	70	71.20
Hourly Total	2	0	186	14	16	3	0	15	236	250.90
Hourly Average	0.50	0.00	46.50	3.50	4.00	0.75	0.00	3.75	59.00	62.73
1500 - 1515	0	0	69	3	4	0	0	4	80	84.00
1515 - 1530	1	0	53	3	3	0	0	3	63	65.20
1530 - 1545	0	0	52	4	8	1	0	4	69	73.50
1545 - 1600	0	0	50	4	9	0	0	1	64	65.00
Hourly Total	1	0	224	14	24	1	0	12	276	287.70
Hourly Average	0.25	0.00	56.00	3.50	6.00	0.25	0.00	3.00	69.00	71.93
1600 - 1615	0	0	62	6	10	1	1	8	88	97.80
1615 - 1630	0	0	61	3	13	0	0	2	79	81.00
1630 - 1645	0	1	86	3	4	0	0	6	100	105.40
1645 - 1700	0	0	73	4	7	0	0	2	86	88.00
Hourly Total	0	1	282	16	34	1	1	18	353	372.20
Hourly Average	0.00	0.25	70.50	4.00	8.50	0.25	0.25	4.50	88.25	93.05
1700 - 1715	0	0	86	5	11	0	0	5	107	112.00
1715 - 1730	0	0	56	3	12	0	0	6	77	83.00
1730 - 1745	1	1	49	4	2	0	0	3	60	61.60
1745 - 1800	0	0	52	2	2	1	0	3	60	63.50
Hourly Total	1	1	243	14	27	1	0	17	304	320.10
Hourly Average	0.25	0.25	60.75	3.50	6.75	0.25	0.00	4.25	76.00	80.03
1800 - 1815	1	0	52	1	2	0	0	3	59	61.20
1815 - 1830	0	0	53	0	1	0	0	7	61	68.00
1830 - 1845	0	0	39	2	1	0	0	3	45	48.00
1845 - 1900	0	0	37	0	1	0	0	3	41	44.00
Hourly Total	1	0	181	3	5	0	0	16	206	221.20
Hourly Average	0.25	0.00	45.25	0.75	1.25	0.00	0.00	4.00	51.50	55.30

Session Total	8	5	2155	135	254	31	14	184	2786	2994.30
Session Average	0.17	0.10	44.90	2.81	5.29	0.65	0.29	3.83	58.04	62.38

Kirkby
Classified Junction Count

Site 12 of 12
Cherryfield Drive (East)
Local Access
Cherryfield Drive (West)

Lat/Long
lat 53.480509° lon -2.885638°

Date
Thursday 20 October 2022

Weather
Sunny Intervals
Temp: 14°C

0700 - 1900 (Thursday 12H Session)

	Movement 13.3: Left from Local Access to Cherryfield Drive (West)								Original Data	
TIME	P/CYCLE	M/CYCLE	CAR	TAXI	LGV	OGV1	OGV2	BUS/COACH	TOTAL	PCU TOTAL
0700 - 0715	0	0	0	0	0	0	0	0	0	0.00
0715 - 0730	0	0	0	0	0	0	0	0	0	0.00
0730 - 0745	0	0	0	0	0	0	0	0	0	0.00
0745 - 0800	0	0	0	0	0	0	0	0	0	0.00
Hourly Total	0	0	0	0	0	0	0	0	0	0.00
Hourly Average	0.00	0.00	0.00	0.00	0.00	0.00	0.00	0.00	0.00	0.00
0800 - 0815	0	0	0	0	0	0	0	0	0	0.00
0815 - 0830	0	0	0	0	0	0	0	0	0	0.00
0830 - 0845	0	0	0	0	0	0	0	0	0	0.00
0845 - 0900	0	0	2	0	0	0	0	0	2	2.00
Hourly Total	0	0	2	0	0	0	0	0	2	2.00
Hourly Average	0.00	0.00	0.50	0.00	0.00	0.00	0.00	0.00	0.50	0.50
0900 - 0915	0	0	1	0	0	0	0	0	1	1.00
0915 - 0930	0	0	5	0	0	0	0	0	5	5.00
0930 - 0945	0	0	4	0	0	0	0	0	4	4.00
0945 - 1000	0	0	5	0	2	0	0	0	7	7.00
Hourly Total	0	0	15	0	2	0	0	0	17	17.00
Hourly Average	0.00	0.00	3.75	0.00	0.50	0.00	0.00	0.00	4.25	4.25
1000 - 1015	0	0	7	0	0	0	0	0	7	7.00
1015 - 1030	0	0	6	0	0	0	0	0	6	6.00
1030 - 1045	0	0	5	0	0	0	0	0	5	5.00
1045 - 1100	0	0	11	0	0	0	0	0	11	11.00
Hourly Total	0	0	29	0	0	0	0	0	29	29.00
Hourly Average	0.00	0.00	7.25	0.00	0.00	0.00	0.00	0.00	7.25	7.25
1100 - 1115	0	0	17	0	1	0	0	0	18	18.00
1115 - 1130	0	0	10	0	0	0	0	0	10	10.00
1130 - 1145	0	0	8	0	0	0	0	0	8	8.00
1145 - 1200	0	0	11	0	0	0	0	0	11	11.00
Hourly Total	0	0	46	0	1	0	0	0	47	47.00
Hourly Average	0.00	0.00	11.50	0.00	0.25	0.00	0.00	0.00	11.75	11.75
1200 - 1215	0	0	7	0	0	0	0	0	7	7.00
1215 - 1230	0	0	9	0	1	0	0	0	10	10.00
1230 - 1245	0	0	7	0	2	1	0	0	10	10.50
1245 - 1300	0	0	4	0	1	0	0	0	5	5.00
Hourly Total	0	0	27	0	4	1	0	0	32	32.50
Hourly Average	0.00	0.00	6.75	0.00	1.00	0.25	0.00	0.00	8.00	8.13
1300 - 1315	0	0	3	0	1	0	0	0	4	4.00
1315 - 1330	0	0	7	0	0	0	0	0	7	7.00
1330 - 1345	0	0	6	0	0	0	0	0	6	6.00
1345 - 1400	0	0	6	0	0	0	0	0	6	6.00
Hourly Total	0	0	22	0	1	0	0	0	23	23.00
Hourly Average	0.00	0.00	5.50	0.00	0.25	0.00	0.00	0.00	5.75	5.75
1400 - 1415	0	0	17	0	1	0	0	0	18	18.00
1415 - 1430	0	0	5	1	1	0	0	0	7	7.00
1430 - 1445	0	0	6	0	0	0	0	0	6	6.00
1445 - 1500	0	0	3	0	1	0	0	0	4	4.00
Hourly Total	0	0	31	1	3	0	0	0	35	35.00
Hourly Average	0.00	0.00	7.75	0.25	0.75	0.00	0.00	0.00	8.75	8.75
1500 - 1515	0	0	3	0	1	0	0	0	4	4.00
1515 - 1530	0	0	6	0	0	0	0	0	6	6.00
1530 - 1545	0	0	3	0	1	0	0	0	4	4.00
1545 - 1600	0	0	6	0	1	0	0	0	7	7.00
Hourly Total	0	0	18	0	3	0	0	0	21	21.00
Hourly Average	0.00	0.00	4.50	0.00	0.75	0.00	0.00	0.00	5.25	5.25
1600 - 1615	0	0	8	0	0	0	0	0	8	8.00
1615 - 1630	0	0	12	0	0	0	0	0	12	12.00
1630 - 1645	0	0	2	0	1	0	0	0	3	3.00
1645 - 1700	0	0	8	0	2	0	0	0	10	10.00
Hourly Total	0	0	30	0	3	0	0	0	33	33.00
Hourly Average	0.00	0.00	7.50	0.00	0.75	0.00	0.00	0.00	8.25	8.25
1700 - 1715	0	0	19	0	0	0	0	0	19	19.00
1715 - 1730	0	0	3	0	0	0	0	0	3	3.00
1730 - 1745	0	0	1	0	0	0	0	0	1	1.00
1745 - 1800	0	0	8	0	0	0	0	0	8	8.00
Hourly Total	0	0	31	0	0	0	0	0	31	31.00
Hourly Average	0.00	0.00	7.75	0.00	0.00	0.00	0.00	0.00	7.75	7.75
1800 - 1815	0	0	3	0	0	0	0	0	3	3.00
1815 - 1830	0	0	2	0	0	0	0	0	2	2.00
1830 - 1845	0	0	2	0	0	0	0	0	2	2.00
1845 - 1900	0	0	3	0	0	0	0	0	3	3.00
Hourly Total	0	0	10	0	0	0	0	0	10	10.00
Hourly Average	0.00	0.00	2.50	0.00	0.00	0.00	0.00	0.00	2.50	2.50

Session Total	0	0	261	1	17	1	0	0	280	280.50
Session Average	0.00	0.00	5.44	0.02	0.35	0.02	0.00	0.00	5.83	5.84

Kirkby
Classified Junction Count

Site 12 of 12
Cherryfield Drive (East)
Local Access
Cherryfield Drive (West)

Lat/Long
lat 53.480509° lon -2.885638°

Date
Thursday 20 October 2022

Weather
Sunny Intervals
Temp: 14°C

0700 - 1900 (Thursday 12H Session)

	Movement 13.4: Right from Local Access to Cherryfield Drive (East)								Original Data	
TIME	P/CYCLE	M/CYCLE	CAR	TAXI	LGV	OGV1	OGV2	BUS/COACH	TOTAL	PCU TOTAL
0700 - 0715	0	0	0	0	0	0	0	0	0	0.00
0715 - 0730	0	0	0	0	0	0	0	0	0	0.00
0730 - 0745	0	0	0	0	1	0	0	0	1	1.00
0745 - 0800	0	0	1	0	0	0	0	0	1	1.00
Hourly Total	**0**	**0**	**1**	**0**	**1**	**0**	**0**	**0**	**2**	**2.00**
Hourly Average	**0.00**	**0.00**	**0.25**	**0.00**	**0.25**	**0.00**	**0.00**	**0.00**	**0.50**	**0.50**
0800 - 0815	0	0	0	0	0	0	0	0	0	0.00
0815 - 0830	0	0	1	0	0	0	0	0	1	1.00
0830 - 0845	0	0	1	0	0	0	0	0	1	1.00
0845 - 0900	0	0	2	0	0	0	0	0	2	2.00
Hourly Total	**0**	**0**	**4**	**0**	**0**	**0**	**0**	**0**	**4**	**4.00**
Hourly Average	**0.00**	**0.00**	**1.00**	**0.00**	**0.00**	**0.00**	**0.00**	**0.00**	**1.00**	**1.00**
0900 - 0915	0	0	5	0	0	0	0	0	5	5.00
0915 - 0930	0	0	4	0	0	0	0	0	4	4.00
0930 - 0945	0	0	6	0	0	0	0	0	6	6.00
0945 - 1000	0	0	6	1	1	0	0	0	8	8.00
Hourly Total	**0**	**0**	**21**	**1**	**1**	**0**	**0**	**0**	**23**	**23.00**
Hourly Average	**0.00**	**0.00**	**5.25**	**0.25**	**0.25**	**0.00**	**0.00**	**0.00**	**5.75**	**5.75**
1000 - 1015	0	0	3	0	0	0	0	0	3	3.00
1015 - 1030	0	0	6	0	0	0	0	0	6	6.00
1030 - 1045	0	0	3	0	1	0	0	0	4	4.00
1045 - 1100	0	0	6	0	0	0	0	0	6	6.00
Hourly Total	**0**	**0**	**18**	**0**	**1**	**0**	**0**	**0**	**19**	**19.00**
Hourly Average	**0.00**	**0.00**	**4.50**	**0.00**	**0.25**	**0.00**	**0.00**	**0.00**	**4.75**	**4.75**
1100 - 1115	0	0	6	0	1	0	0	0	7	7.00
1115 - 1130	0	0	6	1	0	0	0	0	7	7.00
1130 - 1145	0	0	5	0	0	0	0	0	5	5.00
1145 - 1200	0	0	7	1	1	0	0	0	9	9.00
Hourly Total	**0**	**0**	**24**	**2**	**2**	**0**	**0**	**0**	**28**	**28.00**
Hourly Average	**0.00**	**0.00**	**6.00**	**0.50**	**0.50**	**0.00**	**0.00**	**0.00**	**7.00**	**7.00**
1200 - 1215	0	0	12	2	1	0	0	0	15	15.00
1215 - 1230	0	0	11	1	1	0	0	0	13	13.00
1230 - 1245	0	0	7	0	0	0	0	0	7	7.00
1245 - 1300	0	0	6	0	1	0	0	0	7	7.00
Hourly Total	**0**	**0**	**36**	**3**	**3**	**0**	**0**	**0**	**42**	**42.00**
Hourly Average	**0.00**	**0.00**	**9.00**	**0.75**	**0.75**	**0.00**	**0.00**	**0.00**	**10.50**	**10.50**
1300 - 1315	0	0	13	1	1	0	0	0	15	15.00
1315 - 1330	0	0	6	1	0	0	0	0	7	7.00
1330 - 1345	0	0	3	0	0	0	0	0	3	3.00
1345 - 1400	0	0	4	1	1	0	0	0	6	6.00
Hourly Total	**0**	**0**	**26**	**3**	**2**	**0**	**0**	**0**	**31**	**31.00**
Hourly Average	**0.00**	**0.00**	**6.50**	**0.75**	**0.50**	**0.00**	**0.00**	**0.00**	**7.75**	**7.75**
1400 - 1415	0	0	6	0	0	0	0	0	6	6.00
1415 - 1430	0	0	8	0	0	0	0	0	8	8.00
1430 - 1445	0	0	6	0	0	0	0	0	6	6.00
1445 - 1500	0	0	7	1	1	0	0	0	9	9.00
Hourly Total	**0**	**0**	**27**	**1**	**1**	**0**	**0**	**0**	**29**	**29.00**
Hourly Average	**0.00**	**0.00**	**6.75**	**0.25**	**0.25**	**0.00**	**0.00**	**0.00**	**7.25**	**7.25**
1500 - 1515	0	0	9	1	0	0	0	0	10	10.00
1515 - 1530	0	0	2	0	0	0	0	0	2	2.00
1530 - 1545	0	0	10	0	0	0	0	0	10	10.00
1545 - 1600	0	0	6	0	1	0	0	0	7	7.00
Hourly Total	**0**	**0**	**27**	**1**	**1**	**0**	**0**	**0**	**29**	**29.00**
Hourly Average	**0.00**	**0.00**	**6.75**	**0.25**	**0.25**	**0.00**	**0.00**	**0.00**	**7.25**	**7.25**
1600 - 1615	0	0	6	2	0	0	0	0	8	8.00
1615 - 1630	0	0	7	0	1	0	0	0	8	8.00
1630 - 1645	0	0	6	0	0	0	0	0	6	6.00
1645 - 1700	0	0	2	0	0	0	0	0	2	2.00
Hourly Total	**0**	**0**	**21**	**2**	**1**	**0**	**0**	**0**	**24**	**24.00**
Hourly Average	**0.00**	**0.00**	**5.25**	**0.50**	**0.25**	**0.00**	**0.00**	**0.00**	**6.00**	**6.00**
1700 - 1715	0	0	6	0	0	0	0	0	6	6.00
1715 - 1730	0	0	4	0	0	0	0	0	4	4.00
1730 - 1745	0	0	5	0	0	0	0	0	5	5.00
1745 - 1800	0	0	2	0	0	0	0	0	2	2.00
Hourly Total	**0**	**0**	**17**	**0**	**0**	**0**	**0**	**0**	**17**	**17.00**
Hourly Average	**0.00**	**0.00**	**4.25**	**0.00**	**0.00**	**0.00**	**0.00**	**0.00**	**4.25**	**4.25**
1800 - 1815	0	0	7	0	0	0	0	0	7	7.00
1815 - 1830	0	0	3	0	1	0	0	0	4	4.00
1830 - 1845	0	0	1	0	0	0	0	0	1	1.00
1845 - 1900	0	0	0	0	0	0	0	0	0	0.00
Hourly Total	**0**	**0**	**11**	**0**	**1**	**0**	**0**	**0**	**12**	**12.00**
Hourly Average	**0.00**	**0.00**	**2.75**	**0.00**	**0.25**	**0.00**	**0.00**	**0.00**	**3.00**	**3.00**

Session Total	**0**	**0**	**233**	**13**	**14**	**0**	**0**	**0**	**260**	**260.00**
Session Average	**0.00**	**0.00**	**4.85**	**0.27**	**0.29**	**0.00**	**0.00**	**0.00**	**5.42**	**5.42**

Kirkby
Classified Junction Count

Site 12 of 12
Cherryfield Drive (East)
Local Access
Cherryfield Drive (West)

Lat/Long
lat 53.480509° lon -2.885638°

Date
Thursday 20 October 2022

Weather
Sunny Intervals
Temp: 14°C

0700 - 1900 (Thursday 12H Session)

	Movement 13.5: Southbound from Cherryfield Drive (West) to Cherryfield Drive (East)								Original Data	
TIME	P/CYCLE	M/CYCLE	CAR	TAXI	LGV	OGV1	OGV2	BUS/COACH	TOTAL	PCU TOTAL
0700 - 0715	1	0	19	0	2	0	0	3	25	27.20
0715 - 0730	0	0	30	1	9	0	0	5	45	50.00
0730 - 0745	0	1	38	2	5	1	0	3	50	52.90
0745 - 0800	0	0	55	0	13	1	0	5	74	79.50
Hourly Total	1	1	142	3	29	2	0	16	194	209.60
Hourly Average	0.25	0.25	35.50	0.75	7.25	0.50	0.00	4.00	48.50	52.40
0800 - 0815	0	0	56	0	10	0	1	5	72	78.30
0815 - 0830	0	0	69	1	9	2	0	2	83	86.00
0830 - 0845	0	0	72	3	5	2	0	4	86	91.00
0845 - 0900	0	0	92	0	8	1	0	3	104	107.50
Hourly Total	0	0	289	4	32	5	1	14	345	362.80
Hourly Average	0.00	0.00	72.25	1.00	8.00	1.25	0.25	3.50	86.25	90.70
0900 - 0915	0	0	74	0	4	1	0	4	83	87.50
0915 - 0930	0	0	54	4	9	1	0	5	73	78.50
0930 - 0945	1	0	37	4	4	3	0	5	54	59.70
0945 - 1000	0	0	42	3	5	2	1	2	55	59.30
Hourly Total	1	0	207	11	22	7	1	16	265	285.00
Hourly Average	0.25	0.00	51.75	2.75	5.50	1.75	0.25	4.00	66.25	71.25
1000 - 1015	0	0	46	7	9	0	0	5	67	72.00
1015 - 1030	0	0	40	5	7	0	0	5	57	62.00
1030 - 1045	0	0	48	5	1	0	0	5	59	64.00
1045 - 1100	0	0	32	3	1	0	1	3	40	44.30
Hourly Total	0	0	166	20	18	0	1	18	223	242.30
Hourly Average	0.00	0.00	41.50	5.00	4.50	0.00	0.25	4.50	55.75	60.58
1100 - 1115	0	0	49	5	5	1	1	2	63	66.80
1115 - 1130	0	0	41	6	7	1	1	5	61	67.80
1130 - 1145	0	0	43	7	5	1	0	3	59	62.50
1145 - 1200	0	3	32	5	9	1	0	5	55	58.70
Hourly Total	0	3	165	23	26	4	2	15	238	255.80
Hourly Average	0.00	0.75	41.25	5.75	6.50	1.00	0.50	3.75	59.50	63.95
1200 - 1215	0	0	44	8	2	1	1	4	60	65.80
1215 - 1230	0	1	55	9	10	0	1	4	80	84.70
1230 - 1245	0	0	42	3	2	0	0	4	51	55.00
1245 - 1300	0	0	40	10	6	1	0	4	61	65.50
Hourly Total	0	1	181	30	20	2	2	16	252	271.00
Hourly Average	0.00	0.25	45.25	7.50	5.00	0.50	0.50	4.00	63.00	67.75
1300 - 1315	0	0	40	5	8	1	0	3	57	60.50
1315 - 1330	0	0	49	5	4	1	0	4	63	67.50
1330 - 1345	0	0	50	8	2	1	0	3	64	67.50
1345 - 1400	0	0	36	5	8	1	1	5	56	62.80
Hourly Total	0	0	175	23	22	4	1	15	240	258.30
Hourly Average	0.00	0.00	43.75	5.75	5.50	1.00	0.25	3.75	60.00	64.58
1400 - 1415	0	0	32	3	6	1	1	4	47	52.80
1415 - 1430	0	0	44	8	7	0	0	6	65	71.00
1430 - 1445	0	0	45	4	8	1	2	1	61	65.10
1445 - 1500	0	0	48	4	2	1	1	5	61	67.80
Hourly Total	0	0	169	19	23	3	4	16	234	256.70
Hourly Average	0.00	0.00	42.25	4.75	5.75	0.75	1.00	4.00	58.50	64.18
1500 - 1515	1	0	49	2	6	2	0	4	64	68.20
1515 - 1530	0	0	67	4	8	0	0	3	82	85.00
1530 - 1545	1	0	83	6	5	2	0	4	101	105.20
1545 - 1600	0	0	47	3	2	0	2	5	59	66.60
Hourly Total	2	0	246	15	21	4	2	16	306	325.00
Hourly Average	0.50	0.00	61.50	3.75	5.25	1.00	0.50	4.00	76.50	81.25
1600 - 1615	0	0	59	1	6	0	1	5	72	78.30
1615 - 1630	0	0	60	3	15	0	0	2	80	82.00
1630 - 1645	0	0	64	5	8	0	0	5	82	87.00
1645 - 1700	0	0	68	3	9	0	0	5	85	90.00
Hourly Total	0	0	251	12	38	0	1	17	319	337.30
Hourly Average	0.00	0.00	62.75	3.00	9.50	0.00	0.25	4.25	79.75	84.33
1700 - 1715	1	0	59	5	4	0	0	3	72	74.20
1715 - 1730	0	0	61	2	5	1	0	4	73	77.50
1730 - 1745	0	0	42	2	9	0	0	5	58	63.00
1745 - 1800	0	0	66	1	3	0	0	4	74	78.00
Hourly Total	1	0	228	10	21	1	0	16	277	292.70
Hourly Average	0.25	0.00	57.00	2.50	5.25	0.25	0.00	4.00	69.25	73.18
1800 - 1815	0	0	44	0	10	0	0	3	57	60.00
1815 - 1830	0	0	37	0	3	1	0	1	42	43.50
1830 - 1845	0	0	53	1	4	0	0	8	66	74.00
1845 - 1900	1	0	50	2	2	0	0	1	56	56.20
Hourly Total	1	0	184	3	19	1	0	13	221	233.70
Hourly Average	0.25	0.00	46.00	0.75	4.75	0.25	0.00	3.25	55.25	58.43

Session Total	6	5	2403	173	291	33	15	188	3114	3330.20
Session Average	0.13	0.10	50.06	3.60	6.06	0.69	0.31	3.92	64.88	69.38

APPENDIX K Site Access 1 / Cherryfield Drive – PICADY Results

Junctions 9

PICADY 9 - Priority Intersection Module

Version: 9.5.1.7462
© Copyright TRL Limited, 2019

For sales and distribution information, program advice and maintenance, contact TRL:
+44 (0)1344 379777 software@trl.co.uk www.trlsoftware.co.uk

The users of this computer program for the solution of an engineering problem are in no way relieved of their responsibility for the correctness of the solution

Filename: Site Access 1.j9
Path: C:\Users\Windows\mode Dropbox\Project\Manchester\2. Projects\J326949_Cherryfield Drive, Kirkby\4. Data\6. Junction Capacity Assessments\240314 Capacity Assessments\Junctions 9
Report generation date: 14/03/2024 09:43:09

»2028 Base + Comm + Dev, AM
»2028 Base + Comm + Dev, PM

Summary of junction performance

	AM							PM						
	Set ID	Queue (PCU)	Delay (s)	RFC	LOS	Junction Delay (s)	Network Residual Capacity	Set ID	Queue (PCU)	Delay (s)	RFC	LOS	Junction Delay (s)	Network Residual Capacity
	2028 Base + Comm + Dev													
Stream B-AC	D1	0.2	9.69	0.19	A	0.97	113 % [Stream B-AC]	D2	0.1	9.33	0.09	A	0.75	114 % [Stream B-AC]
Stream C-AB		0.1	4.34	0.04	A				0.3	4.80	0.12	A		

There are warnings associated with one or more model runs - see the 'Data Errors and Warnings' tables for each Analysis or Demand Set.

Values shown are the highest values encountered over all time segments. Delay is the maximum value of average delay per arriving vehicle. Junction LOS and Junction Delay are demand-weighted averages. Network Residual Capacity indicates the amount by which network flow could be increased before a user-definable threshold (see Analysis Options) is met.

File summary

File Description

Title	(untitled)
Location	
Site number	
Date	22/11/2022
Version	
Status	(new file)
Identifier	
Client	
Jobnumber	
Enumerator	DESKTOP-J595SBC\Manchester Mode
Description	

Units

Distance units	Speed units	Traffic units input	Traffic units results	Flow units	Average delay units	Total delay units	Rate of delay units
m	kph	PCU	PCU	perHour	s	-Min	perMin

Analysis Options

Vehicle length (m)	Calculate Queue Percentiles	Calculate detailed queueing delay	Calculate residual capacity	Residual capacity criteria type	RFC Threshold	Average Delay threshold (s)	Queue threshold (PCU)
5.75			✓	Delay	0.85	36.00	20.00

Demand Set Summary

ID	Scenario name	Time Period name	Traffic profile type	Start time (HH:mm)	Finish time (HH:mm)	Time segment length (min)	Run automatically
D1	2028 Base + Comm + Dev	AM	ONE HOUR	07:45	09:15	15	✓
D2	2028 Base + Comm + Dev	PM	ONE HOUR	16:45	18:15	15	✓

Analysis Set Details

ID	Include in report	Network flow scaling factor (%)	Network capacity scaling factor (%)
A1	✓	100.000	100.000

2028 Base + Comm + Dev, AM

Data Errors and Warnings

Severity	Area	Item	Description
Warning	Vehicle Mix		HV% is zero for all movements / time segments. Vehicle Mix matrix should be completed whether working in PCUs or Vehs. If HV% at the junction is genuinely zero, please ignore this warning.

Junction Network

Junctions

Junction	Name	Junction type	Major road direction	Use circulating lanes	Junction Delay (s)	Junction LOS
1	untitled	T-Junction	Two-way		0.97	A

Junction Network Options

Driving side	Lighting	Network residual capacity (%)	First arm reaching threshold
Left	Normal/unknown	113	Stream B-AC

Arms

Arms

Arm	Name	Description	Arm type
A	Cherryfield Drive E		Major
B	Site Access 1		Minor
C	Cherryfield Drive W		Major

Major Arm Geometry

Arm	Width of carriageway (m)	Has kerbed central reserve	Has right turn bay	Visibility for right turn (m)	Blocks?	Blocking queue (PCU)
C	7.60			205.0	✓	0.00

Geometries for Arm C are measured opposite Arm B. Geometries for Arm A (if relevant) are measured opposite Arm D.

Minor Arm Geometry

Arm	Minor arm type	Lane width (m)	Visibility to left (m)	Visibility to right (m)
B	One lane	2.75	30	35

Slope / Intercept / Capacity

Priority Intersection Slopes and Intercepts

Stream	Intercept (PCU/hr)	Slope for A-B	Slope for A-C	Slope for C-A	Slope for C-B
B-A	492	0.083	0.211	0.133	0.301
B-C	630	0.090	0.227	-	-
C-B	693	0.250	0.250	-	-

The slopes and intercepts shown above do NOT include any corrections or adjustments.

Streams may be combined, in which case capacity will be adjusted.

Values are shown for the first time segment only; they may differ for subsequent time segments.

Traffic Demand

Demand Set Details

ID	Scenario name	Time Period name	Traffic profile type	Start time (HH:mm)	Finish time (HH:mm)	Time segment length (min)	Run automatically
D1	2028 Base + Comm + Dev	AM	ONE HOUR	07:45	09:15	15	✓

Vehicle mix varies over turn	Vehicle mix varies over entry	Vehicle mix source	PCU Factor for a HV (PCU)
✓	✓	HV Percentages	2.00

Demand overview (Traffic)

Arm	Linked arm	Profile type	Use O-D data	Average Demand (PCU/hr)	Scaling Factor (%)
A		ONE HOUR	✓	375	100.000
B		ONE HOUR	✓	81	100.000
C		ONE HOUR	✓	473	100.000

Origin-Destination Data

Demand (PCU/hr)

		To		
		A	B	C
From	A	0	5	370
	B	22	0	59
	C	459	14	0

Vehicle Mix

Heavy Vehicle Percentages

		To		
		A	B	C
From	A	0	0	0
	B	0	0	0
	C	0	0	0

Results

Results Summary for whole modelled period

Stream	Max RFC	Max Delay (s)	Max Queue (PCU)	Max LOS	Average Demand (PCU/hr)	Total Junction Arrivals (PCU)
B-AC	0.19	9.69	0.2	A	74	111
C-AB	0.04	4.34	0.1	A	25	38
C-A					409	613
A-B					5	7
A-C					340	509

Main Results for each time segment

07:45 - 08:00

Stream	Total Demand (PCU/hr)	Junction Arrivals (PCU)	Capacity (PCU/hr)	RFC	Throughput (PCU/hr)	Start queue (PCU)	End queue (PCU)	Delay (s)	Unsignalised level of service
B-AC	61	15	502	0.122	60	0.0	0.1	8.152	A
C-AB	18	4	848	0.021	18	0.0	0.0	4.334	A
C-A	338	85			338				
A-B	4	0.94			4				
A-C	279	70			279				

08:00 - 08:15

Stream	Total Demand (PCU/hr)	Junction Arrivals (PCU)	Capacity (PCU/hr)	RFC	Throughput (PCU/hr)	Start queue (PCU)	End queue (PCU)	Delay (s)	Unsignalised level of service
B-AC	73	18	485	0.150	73	0.1	0.2	8.736	A
C-AB	24	6	882	0.027	24	0.0	0.0	4.195	A
C-A	402	100			402				
A-B	4	1			4				
A-C	333	83			333				

08:15 - 08:30

Stream	Total Demand (PCU/hr)	Junction Arrivals (PCU)	Capacity (PCU/hr)	RFC	Throughput (PCU/hr)	Start queue (PCU)	End queue (PCU)	Delay (s)	Unsignalised level of service
B-AC	89	22	461	0.194	89	0.2	0.2	9.675	A
C-AB	34	8	929	0.036	34	0.0	0.0	4.019	A
C-A	487	122			487				
A-B	6	1			6				
A-C	407	102			407				

08:30 - 08:45

Stream	Total Demand (PCU/hr)	Junction Arrivals (PCU)	Capacity (PCU/hr)	RFC	Throughput (PCU/hr)	Start queue (PCU)	End queue (PCU)	Delay (s)	Unsignalised level of service
B-AC	89	22	461	0.194	89	0.2	0.2	9.687	A
C-AB	34	8	929	0.036	34	0.0	0.1	4.021	A
C-A	487	122			487				
A-B	6	1			6				
A-C	407	102			407				

08:45 - 09:00

Stream	Total Demand (PCU/hr)	Junction Arrivals (PCU)	Capacity (PCU/hr)	RFC	Throughput (PCU/hr)	Start queue (PCU)	End queue (PCU)	Delay (s)	Unsignalised level of service
B-AC	73	18	485	0.150	73	0.2	0.2	8.752	A
C-AB	24	6	882	0.027	24	0.1	0.0	4.196	A
C-A	401	100			401				
A-B	4	1			4				
A-C	333	83			333				

09:00 - 09:15

Stream	Total Demand (PCU/hr)	Junction Arrivals (PCU)	Capacity (PCU/hr)	RFC	Throughput (PCU/hr)	Start queue (PCU)	End queue (PCU)	Delay (s)	Unsignalised level of service
B-AC	61	15	502	0.122	61	0.2	0.1	8.177	A
C-AB	18	4	848	0.021	18	0.0	0.0	4.336	A
C-A	338	85			338				
A-B	4	0.94			4				
A-C	279	70			279				

2028 Base + Comm + Dev, PM

Data Errors and Warnings

Severity	Area	Item	Description
Warning	Vehicle Mix		HV% is zero for all movements / time segments. Vehicle Mix matrix should be completed whether working in PCUs or Vehs. If HV% at the junction is genuinely zero, please ignore this warning.

Junction Network

Junctions

Junction	Name	Junction type	Major road direction	Use circulating lanes	Junction Delay (s)	Junction LOS
1	untitled	T-Junction	Two-way		0.75	A

Junction Network Options

Driving side	Lighting	Network residual capacity (%)	First arm reaching threshold
Left	Normal/unknown	114	Stream B-AC

Traffic Demand

Demand Set Details

ID	Scenario name	Time Period name	Traffic profile type	Start time (HH:mm)	Finish time (HH:mm)	Time segment length (min)	Run automatically
D2	2028 Base + Comm + Dev	PM	ONE HOUR	16:45	18:15	15	✓

Vehicle mix varies over turn	Vehicle mix varies over entry	Vehicle mix source	PCU Factor for a HV (PCU)
✓	✓	HV Percentages	2.00

Demand overview (Traffic)

Arm	Linked arm	Profile type	Use O-D data	Average Demand (PCU/hr)	Scaling Factor (%)
A		ONE HOUR	✓	504	100.000
B		ONE HOUR	✓	36	100.000
C		ONE HOUR	✓	464	100.000

Origin-Destination Data

Demand (PCU/hr)

		To		
		A	B	C
From	A	0	17	487
	B	10	0	26
	C	418	46	0

Vehicle Mix

Heavy Vehicle Percentages

		To		
		A	B	C
From	A	0	0	0
	B	0	0	0
	C	0	0	0

Results

Results Summary for whole modelled period

Stream	Max RFC	Max Delay (s)	Max Queue (PCU)	Max LOS	Average Demand (PCU/hr)	Total Junction Arrivals (PCU)
B-AC	0.09	9.33	0.1	A	33	50
C-AB	0.12	4.80	0.3	A	80	120
C-A					346	519
A-B					16	23
A-C					447	670

Main Results for each time segment

16:45 - 17:00

Stream	Total Demand (PCU/hr)	Junction Arrivals (PCU)	Capacity (PCU/hr)	RFC	Throughput (PCU/hr)	Start queue (PCU)	End queue (PCU)	Delay (s)	Unsignalised level of service
B-AC	27	7	478	0.057	27	0.0	0.1	7.978	A
C-AB	57	14	808	0.070	56	0.0	0.1	4.786	A
C-A	293	73			293				
A-B	13	3			13				
A-C	367	92			367				

17:00 - 17:15

Stream	Total Demand (PCU/hr)	Junction Arrivals (PCU)	Capacity (PCU/hr)	RFC	Throughput (PCU/hr)	Start queue (PCU)	End queue (PCU)	Delay (s)	Unsignalised level of service
B-AC	32	8	456	0.071	32	0.1	0.1	8.491	A
C-AB	75	19	834	0.090	75	0.1	0.2	4.743	A
C-A	342	85			342				
A-B	15	4			15				
A-C	438	109			438				

17:15 - 17:30

Stream	Total Demand (PCU/hr)	Junction Arrivals (PCU)	Capacity (PCU/hr)	RFC	Throughput (PCU/hr)	Start queue (PCU)	End queue (PCU)	Delay (s)	Unsignalised level of service
B-AC	40	10	426	0.093	40	0.1	0.1	9.321	A
C-AB	108	27	873	0.123	107	0.2	0.3	4.705	A
C-A	403	101			403				
A-B	19	5			19				
A-C	536	134			536				

17:30 - 17:45

Stream	Total Demand (PCU/hr)	Junction Arrivals (PCU)	Capacity (PCU/hr)	RFC	Throughput (PCU/hr)	Start queue (PCU)	End queue (PCU)	Delay (s)	Unsignalised level of service
B-AC	40	10	426	0.093	40	0.1	0.1	9.326	A
C-AB	108	27	873	0.123	108	0.3	0.3	4.712	A
C-A	403	101			403				
A-B	19	5			19				
A-C	536	134			536				

17:45 - 18:00

Stream	Total Demand (PCU/hr)	Junction Arrivals (PCU)	Capacity (PCU/hr)	RFC	Throughput (PCU/hr)	Start queue (PCU)	End queue (PCU)	Delay (s)	Unsignalised level of service
B-AC	32	8	456	0.071	32	0.1	0.1	8.498	A
C-AB	76	19	835	0.091	76	0.3	0.2	4.751	A
C-A	341	85			341				
A-B	15	4			15				
A-C	438	109			438				

18:00 - 18:15

Stream	Total Demand (PCU/hr)	Junction Arrivals (PCU)	Capacity (PCU/hr)	RFC	Throughput (PCU/hr)	Start queue (PCU)	End queue (PCU)	Delay (s)	Unsignalised level of service
B-AC	27	7	478	0.057	27	0.1	0.1	7.991	A
C-AB	57	14	808	0.070	57	0.2	0.1	4.796	A
C-A	292	73			292				
A-B	13	3			13				
A-C	367	92			367				

APPENDIX L Site Access 3 / Cherryfield Drive – PICADY Results

Junctions 9

PICADY 9 - Priority Intersection Module

Version: 9.5.1.7462
© Copyright TRL Limited, 2019

For sales and distribution information, program advice and maintenance, contact TRL:
+44 (0)1344 379777 software@trl.co.uk www.trlsoftware.co.uk

The users of this computer program for the solution of an engineering problem are in no way relieved of their responsibility for the correctness of the solution

Filename: Site Access 3.j9
Path: C:\Users\Windows\mode Dropbox\Project\Manchester\2. Projects\J326949_Cherryfield Drive, Kirkby\4. Data\6. Junction Capacity Assessments\240314 Capacity Assessments\Junctions 9
Report generation date: 14/03/2024 09:46:38

»2028 Base + Comm + Dev, AM
»2028 Base + Comm + Dev, PM

Summary of junction performance

	AM							PM						
	Set ID	Queue (PCU)	Delay (s)	RFC	LOS	Junction Delay (s)	Network Residual Capacity	Set ID	Queue (PCU)	Delay (s)	RFC	LOS	Junction Delay (s)	Network Residual Capacity
	2028 Base + Comm + Dev													
Stream B-AC	D1	0.3	10.58	0.21	B	1.55	134 %	D2	0.1	9.70	0.09	A	0.79	179 %
Stream C-AB		0.0	5.03	0.01	A		[Stream B-AC]		0.1	5.17	0.04	A		[Stream B-AC]

There are warnings associated with one or more model runs - see the 'Data Errors and Warnings' tables for each Analysis or Demand Set.

Values shown are the highest values encountered over all time segments. Delay is the maximum value of average delay per arriving vehicle. Junction LOS and Junction Delay are demand-weighted averages. Network Residual Capacity indicates the amount by which network flow could be increased before a user-definable threshold (see Analysis Options) is met.

File summary

File Description

Title	(untitled)
Location	
Site number	
Date	22/11/2022
Version	
Status	(new file)
Identifier	
Client	
Jobnumber	
Enumerator	DESKTOP-J595SBC\Manchester Mode
Description	

Units

Distance units	Speed units	Traffic units input	Traffic units results	Flow units	Average delay units	Total delay units	Rate of delay units
m	kph	PCU	PCU	perHour	s	-Min	perMin

Analysis Options

Vehicle length (m)	Calculate Queue Percentiles	Calculate detailed queueing delay	Calculate residual capacity	Residual capacity criteria type	RFC Threshold	Average Delay threshold (s)	Queue threshold (PCU)
5.75			✓	Delay	0.85	36.00	20.00

Demand Set Summary

ID	Scenario name	Time Period name	Traffic profile type	Start time (HH:mm)	Finish time (HH:mm)	Time segment length (min)	Run automatically
D1	2028 Base + Comm + Dev	AM	ONE HOUR	07:45	09:15	15	✓
D2	2028 Base + Comm + Dev	PM	ONE HOUR	16:45	18:15	15	✓

Analysis Set Details

ID	Include in report	Network flow scaling factor (%)	Network capacity scaling factor (%)
A1	✓	100.000	100.000

2028 Base + Comm + Dev, AM

Data Errors and Warnings

Severity	Area	Item	Description
Warning	Vehicle Mix		HV% is zero for all movements / time segments. Vehicle Mix matrix should be completed whether working in PCUs or Vehs. If HV% at the junction is genuinely zero, please ignore this warning.

Junction Network

Junctions

Junction	Name	Junction type	Major road direction	Use circulating lanes	Junction Delay (s)	Junction LOS
1	untitled	T-Junction	Two-way		1.55	A

Junction Network Options

Driving side	Lighting	Network residual capacity (%)	First arm reaching threshold
Left	Normal/unknown	134	Stream B-AC

Arms

Arms

Arm	Name	Description	Arm type
A	Cherryfield Drive S		Major
B	Site Access 3		Minor
C	Cherryfield Drive N		Major

Major Arm Geometry

Arm	Width of carriageway (m)	Has kerbed central reserve	Has right turn bay	Visibility for right turn (m)	Blocks?	Blocking queue (PCU)
C	6.70			113.0	✓	0.00

Geometries for Arm C are measured opposite Arm B. Geometries for Arm A (if relevant) are measured opposite Arm D.

Minor Arm Geometry

Arm	Minor arm type	Lane width (m)	Visibility to left (m)	Visibility to right (m)
B	One lane	2.75	25	19

Slope / Intercept / Capacity

Priority Intersection Slopes and Intercepts

Stream	Intercept (PCU/hr)	Slope for A-B	Slope for A-C	Slope for C-A	Slope for C-B
B-A	483	0.085	0.215	0.136	0.308
B-C	620	0.092	0.233	-	-
C-B	639	0.240	0.240	-	-

The slopes and intercepts shown above do NOT include any corrections or adjustments.

Streams may be combined, in which case capacity will be adjusted.

Values are shown for the first time segment only; they may differ for subsequent time segments.

Traffic Demand

Demand Set Details

ID	Scenario name	Time Period name	Traffic profile type	Start time (HH:mm)	Finish time (HH:mm)	Time segment length (min)	Run automatically
D1	2028 Base + Comm + Dev	AM	ONE HOUR	07:45	09:15	15	✓

Vehicle mix varies over turn	Vehicle mix varies over entry	Vehicle mix source	PCU Factor for a HV (PCU)
✓	✓	HV Percentages	2.00

Demand overview (Traffic)

Arm	Linked arm	Profile type	Use O-D data	Average Demand (PCU/hr)	Scaling Factor (%)
A		ONE HOUR	✓	237	100.000
B		ONE HOUR	✓	80	100.000
C		ONE HOUR	✓	256	100.000

Origin-Destination Data

Demand (PCU/hr)

		To		
		A	B	C
From	A	0	13	224
	B	56	0	24
	C	250	6	0

Vehicle Mix

Heavy Vehicle Percentages

		To		
		A	B	C
From	A	0	0	0
	B	0	0	0
	C	0	0	0

Results

Results Summary for whole modelled period

Stream	Max RFC	Max Delay (s)	Max Queue (PCU)	Max LOS	Average Demand (PCU/hr)	Total Junction Arrivals (PCU)
B-AC	0.21	10.58	0.3	B	73	110
C-AB	0.01	5.03	0.0	A	8	12
C-A					227	340
A-B					12	18
A-C					206	308

Main Results for each time segment

07:45 - 08:00

Stream	Total Demand (PCU/hr)	Junction Arrivals (PCU)	Capacity (PCU/hr)	RFC	Throughput (PCU/hr)	Start queue (PCU)	End queue (PCU)	Delay (s)	Unsignalised level of service
B-AC	60	15	457	0.132	60	0.0	0.2	9.053	A
C-AB	6	2	722	0.008	6	0.0	0.0	5.025	A
C-A	187	47			187				
A-B	10	2			10				
A-C	169	42			169				

08:00 - 08:15

Stream	Total Demand (PCU/hr)	Junction Arrivals (PCU)	Capacity (PCU/hr)	RFC	Throughput (PCU/hr)	Start queue (PCU)	End queue (PCU)	Delay (s)	Unsignalised level of service
B-AC	72	18	445	0.162	72	0.2	0.2	9.645	A
C-AB	8	2	740	0.010	8	0.0	0.0	4.919	A
C-A	222	56			222				
A-B	12	3			12				
A-C	201	50			201				

08:15 - 08:30

Stream	Total Demand (PCU/hr)	Junction Arrivals (PCU)	Capacity (PCU/hr)	RFC	Throughput (PCU/hr)	Start queue (PCU)	End queue (PCU)	Delay (s)	Unsignalised level of service
B-AC	88	22	428	0.206	88	0.2	0.3	10.570	B
C-AB	10	3	764	0.014	10	0.0	0.0	4.777	A
C-A	272	68			272				
A-B	14	4			14				
A-C	247	62			247				

08:30 - 08:45

Stream	Total Demand (PCU/hr)	Junction Arrivals (PCU)	Capacity (PCU/hr)	RFC	Throughput (PCU/hr)	Start queue (PCU)	End queue (PCU)	Delay (s)	Unsignalised level of service
B-AC	88	22	428	0.206	88	0.3	0.3	10.577	B
C-AB	10	3	764	0.014	10	0.0	0.0	4.777	A
C-A	272	68			272				
A-B	14	4			14				
A-C	247	62			247				

08:45 - 09:00

Stream	Total Demand (PCU/hr)	Junction Arrivals (PCU)	Capacity (PCU/hr)	RFC	Throughput (PCU/hr)	Start queue (PCU)	End queue (PCU)	Delay (s)	Unsignalised level of service
B-AC	72	18	445	0.162	72	0.3	0.2	9.666	A
C-AB	8	2	740	0.011	8	0.0	0.0	4.921	A
C-A	222	56			222				
A-B	12	3			12				
A-C	201	50			201				

09:00 - 09:15

Stream	Total Demand (PCU/hr)	Junction Arrivals (PCU)	Capacity (PCU/hr)	RFC	Throughput (PCU/hr)	Start queue (PCU)	End queue (PCU)	Delay (s)	Unsignalised level of service
B-AC	60	15	457	0.132	60	0.2	0.2	9.089	A
C-AB	6	2	722	0.008	6	0.0	0.0	5.025	A
C-A	187	47			187				
A-B	10	2			10				
A-C	169	42			169				

2028 Base + Comm + Dev, PM

Data Errors and Warnings

Severity	Area	Item	Description
Warning	Vehicle Mix		HV% is zero for all movements / time segments. Vehicle Mix matrix should be completed whether working in PCUs or Vehs. If HV% at the junction is genuinely zero, please ignore this warning.

Junction Network

Junctions

Junction	Name	Junction type	Major road direction	Use circulating lanes	Junction Delay (s)	Junction LOS
1	untitled	T-Junction	Two-way		0.79	A

Junction Network Options

Driving side	Lighting	Network residual capacity (%)	First arm reaching threshold
Left	Normal/unknown	179	Stream B-AC

Traffic Demand

Demand Set Details

ID	Scenario name	Time Period name	Traffic profile type	Start time (HH:mm)	Finish time (HH:mm)	Time segment length (min)	Run automatically
D2	2028 Base + Comm + Dev	PM	ONE HOUR	16:45	18:15	15	✓

Vehicle mix varies over turn	Vehicle mix varies over entry	Vehicle mix source	PCU Factor for a HV (PCU)
✓	✓	HV Percentages	2.00

Demand overview (Traffic)

Arm	Linked arm	Profile type	Use O-D data	Average Demand (PCU/hr)	Scaling Factor (%)
A		ONE HOUR	✓	304	100.000
B		ONE HOUR	✓	35	100.000
C		ONE HOUR	✓	277	100.000

Origin-Destination Data

Demand (PCU/hr)

		To		
		A	B	C
From	A	0	44	260
	B	25	0	10
	C	258	19	0

Vehicle Mix

Heavy Vehicle Percentages

		To		
		A	B	C
From	A	0	0	0
	B	0	0	0
	C	0	0	0

Results

Results Summary for whole modelled period

Stream	Max RFC	Max Delay (s)	Max Queue (PCU)	Max LOS	Average Demand (PCU/hr)	Total Junction Arrivals (PCU)
B-AC	0.09	9.70	0.1	A	32	48
C-AB	0.04	5.17	0.1	A	26	39
C-A					228	342
A-B					40	61
A-C					239	358

Main Results for each time segment

16:45 - 17:00

Stream	Total Demand (PCU/hr)	Junction Arrivals (PCU)	Capacity (PCU/hr)	RFC	Throughput (PCU/hr)	Start queue (PCU)	End queue (PCU)	Delay (s)	Unsignalised level of service
B-AC	26	7	443	0.059	26	0.0	0.1	8.621	A
C-AB	20	5	716	0.027	19	0.0	0.0	5.172	A
C-A	189	47			189				
A-B	33	8			33				
A-C	196	49			196				

17:00 - 17:15

Stream	Total Demand (PCU/hr)	Junction Arrivals (PCU)	Capacity (PCU/hr)	RFC	Throughput (PCU/hr)	Start queue (PCU)	End queue (PCU)	Delay (s)	Unsignalised level of service
B-AC	31	8	429	0.073	31	0.1	0.1	9.048	A
C-AB	25	6	732	0.034	25	0.0	0.0	5.093	A
C-A	224	56			224				
A-B	40	10			40				
A-C	234	58			234				

17:15 - 17:30

Stream	Total Demand (PCU/hr)	Junction Arrivals (PCU)	Capacity (PCU/hr)	RFC	Throughput (PCU/hr)	Start queue (PCU)	End queue (PCU)	Delay (s)	Unsignalised level of service
B-AC	39	10	410	0.094	38	0.1	0.1	9.697	A
C-AB	34	8	755	0.045	34	0.0	0.1	4.990	A
C-A	271	68			271				
A-B	48	12			48				
A-C	286	72			286				

17:30 - 17:45

Stream	Total Demand (PCU/hr)	Junction Arrivals (PCU)	Capacity (PCU/hr)	RFC	Throughput (PCU/hr)	Start queue (PCU)	End queue (PCU)	Delay (s)	Unsignalised level of service
B-AC	39	10	410	0.094	39	0.1	0.1	9.701	A
C-AB	34	8	755	0.045	34	0.1	0.1	4.993	A
C-A	271	68			271				
A-B	48	12			48				
A-C	286	72			286				

17:45 - 18:00

Stream	Total Demand (PCU/hr)	Junction Arrivals (PCU)	Capacity (PCU/hr)	RFC	Throughput (PCU/hr)	Start queue (PCU)	End queue (PCU)	Delay (s)	Unsignalised level of service
B-AC	31	8	429	0.073	32	0.1	0.1	9.056	A
C-AB	25	6	732	0.034	25	0.1	0.0	5.094	A
C-A	224	56			224				
A-B	40	10			40				
A-C	234	58			234				

18:00 - 18:15

Stream	Total Demand (PCU/hr)	Junction Arrivals (PCU)	Capacity (PCU/hr)	RFC	Throughput (PCU/hr)	Start queue (PCU)	End queue (PCU)	Delay (s)	Unsignalised level of service
B-AC	26	7	443	0.059	26	0.1	0.1	8.637	A
C-AB	20	5	716	0.028	20	0.0	0.0	5.175	A
C-A	189	47			189				
A-B	33	8			33				
A-C	196	49			196				

APPENDIX M Site Access 4 / Bewley Drive – PICADY Results

Junctions 9

PICADY 9 - Priority Intersection Module

Version: 9.5.1.7462
© Copyright TRL Limited, 2019

For sales and distribution information, program advice and maintenance, contact TRL:
+44 (0)1344 379777 software@trl.co.uk www.trlsoftware.co.uk

The users of this computer program for the solution of an engineering problem are in no way relieved of their responsibility for the correctness of the solution

Filename: Site Access 4.j9
Path: C:\Users\Windows\mode Dropbox\Project\Manchester\2. Projects\J326949_Cherryfield Drive, Kirkby\4. Data\6. Junction Capacity Assessments\240314 Capacity Assessments\Junctions 9
Report generation date: 14/03/2024 09:48:18

»2028 Base + Comm + Dev, AM
»2028 Base + Comm + Dev, PM

Summary of junction performance

	AM							PM						
	Set ID	Queue (PCU)	Delay (s)	RFC	LOS	Junction Delay (s)	Network Residual Capacity	Set ID	Queue (PCU)	Delay (s)	RFC	LOS	Junction Delay (s)	Network Residual Capacity
	2028 Base + Comm + Dev													
Stream B-AC	D1	0.3	10.56	0.21	B	1.17	107 %	D6	0.1	9.81	0.10	A	0.60	131 %
Stream C-AB		0.0	4.75	0.01	A		[Stream B-AC]		0.1	4.85	0.05	A		[Stream B-AC]

There are warnings associated with one or more model runs - see the 'Data Errors and Warnings' tables for each Analysis or Demand Set.

Values shown are the highest values encountered over all time segments. Delay is the maximum value of average delay per arriving vehicle. Junction LOS and Junction Delay are demand-weighted averages. Network Residual Capacity indicates the amount by which network flow could be increased before a user-definable threshold (see Analysis Options) is met.

File summary

File Description

Title	(untitled)
Location	
Site number	
Date	22/11/2022
Version	
Status	(new file)
Identifier	
Client	
Jobnumber	
Enumerator	DESKTOP-J595SBC\Manchester Mode
Description	

Units

Distance units	Speed units	Traffic units input	Traffic units results	Flow units	Average delay units	Total delay units	Rate of delay units
m	kph	PCU	PCU	perHour	s	-Min	perMin

Analysis Options

Vehicle length (m)	Calculate Queue Percentiles	Calculate detailed queueing delay	Calculate residual capacity	Residual capacity criteria type	RFC Threshold	Average Delay threshold (s)	Queue threshold (PCU)
5.75			✓	Delay	0.85	36.00	20.00

Demand Set Summary

ID	Scenario name	Time Period name	Traffic profile type	Start time (HH:mm)	Finish time (HH:mm)	Time segment length (min)	Run automatically
D1	2028 Base + Comm + Dev	AM	ONE HOUR	07:45	09:15	15	✓
D6	2028 Base + Comm + Dev	PM	ONE HOUR	16:45	18:15	15	✓

Analysis Set Details

ID	Include in report	Network flow scaling factor (%)	Network capacity scaling factor (%)
A1	✓	100.000	100.000

2028 Base + Comm + Dev, AM

Data Errors and Warnings

Severity	Area	Item	Description
Warning	Vehicle Mix		HV% is zero for all movements / time segments. Vehicle Mix matrix should be completed whether working in PCUs or Vehs. If HV% at the junction is genuinely zero, please ignore this warning.

Junction Network

Junctions

Junction	Name	Junction type	Major road direction	Use circulating lanes	Junction Delay (s)	Junction LOS
1	untitled	T-Junction	Two-way		1.17	A

Junction Network Options

Driving side	Lighting	Network residual capacity (%)	First arm reaching threshold
Left	Normal/unknown	107	Stream B-AC

Arms

Arms

Arm	Name	Description	Arm type
A	Bewley Drive W		Major
B	Site Access 4		Minor
C	Bewley Drive E		Major

Major Arm Geometry

Arm	Width of carriageway (m)	Has kerbed central reserve	Has right turn bay	Visibility for right turn (m)	Blocks?	Blocking queue (PCU)
C	6.90			90.0	✓	0.00

Geometries for Arm C are measured opposite Arm B. Geometries for Arm A (if relevant) are measured opposite Arm D.

Minor Arm Geometry

Arm	Minor arm type	Lane width (m)	Visibility to left (m)	Visibility to right (m)
B	One lane	2.75	19	115

Slope / Intercept / Capacity

Priority Intersection Slopes and Intercepts

Stream	Intercept (PCU/hr)	Slope for A-B	Slope for A-C	Slope for C-A	Slope for C-B
B-A	526	0.092	0.233	0.147	0.333
B-C	679	0.100	0.253	-	-
C-B	626	0.233	0.233	-	-

The slopes and intercepts shown above do NOT include any corrections or adjustments.

Streams may be combined, in which case capacity will be adjusted.

Values are shown for the first time segment only; they may differ for subsequent time segments.

Traffic Demand

Demand Set Details

ID	Scenario name	Time Period name	Traffic profile type	Start time (HH:mm)	Finish time (HH:mm)	Time segment length (min)	Run automatically
D1	2028 Base + Comm + Dev	AM	ONE HOUR	07:45	09:15	15	✓

Vehicle mix varies over turn	Vehicle mix varies over entry	Vehicle mix source	PCU Factor for a HV (PCU)
✓	✓	HV Percentages	2.00

Demand overview (Traffic)

Arm	Linked arm	Profile type	Use O-D data	Average Demand (PCU/hr)	Scaling Factor (%)
A		ONE HOUR	✓	300	100.000
B		ONE HOUR	✓	80	100.000
C		ONE HOUR	✓	377	100.000

Origin-Destination Data

Demand (PCU/hr)

		To		
		A	B	C
From	A	0	14	286
	B	59	0	21
	C	372	5	0

Vehicle Mix

Heavy Vehicle Percentages

		To		
		A	B	C
From	A	0	0	0
	B	0	0	0
	C	0	0	0

Results

Results Summary for whole modelled period

Stream	Max RFC	Max Delay (s)	Max Queue (PCU)	Max LOS	Average Demand (PCU/hr)	Total Junction Arrivals (PCU)
B-AC	0.21	10.56	0.3	B	73	110
C-AB	0.01	4.75	0.0	A	8	12
C-A					338	507
A-B					13	19
A-C					262	394

Main Results for each time segment

07:45 - 08:00

Stream	Total Demand (PCU/hr)	Junction Arrivals (PCU)	Capacity (PCU/hr)	RFC	Throughput (PCU/hr)	Start queue (PCU)	End queue (PCU)	Delay (s)	Unsignalised level of service
B-AC	60	15	471	0.128	60	0.0	0.1	8.743	A
C-AB	6	1	764	0.008	6	0.0	0.0	4.746	A
C-A	278	69			278				
A-B	11	3			11				
A-C	215	54			215				

08:00 - 08:15

Stream	Total Demand (PCU/hr)	Junction Arrivals (PCU)	Capacity (PCU/hr)	RFC	Throughput (PCU/hr)	Start queue (PCU)	End queue (PCU)	Delay (s)	Unsignalised level of service
B-AC	72	18	453	0.159	72	0.1	0.2	9.430	A
C-AB	8	2	793	0.010	8	0.0	0.0	4.584	A
C-A	331	83			331				
A-B	13	3			13				
A-C	257	64			257				

08:15 - 08:30

Stream	Total Demand (PCU/hr)	Junction Arrivals (PCU)	Capacity (PCU/hr)	RFC	Throughput (PCU/hr)	Start queue (PCU)	End queue (PCU)	Delay (s)	Unsignalised level of service
B-AC	88	22	429	0.205	88	0.2	0.3	10.541	B
C-AB	11	3	834	0.013	11	0.0	0.0	4.374	A
C-A	404	101			404				
A-B	15	4			15				
A-C	315	79			315				

08:30 - 08:45

Stream	Total Demand (PCU/hr)	Junction Arrivals (PCU)	Capacity (PCU/hr)	RFC	Throughput (PCU/hr)	Start queue (PCU)	End queue (PCU)	Delay (s)	Unsignalised level of service
B-AC	88	22	429	0.205	88	0.3	0.3	10.558	B
C-AB	11	3	834	0.013	11	0.0	0.0	4.376	A
C-A	404	101			404				
A-B	15	4			15				
A-C	315	79			315				

08:45 - 09:00

Stream	Total Demand (PCU/hr)	Junction Arrivals (PCU)	Capacity (PCU/hr)	RFC	Throughput (PCU/hr)	Start queue (PCU)	End queue (PCU)	Delay (s)	Unsignalised level of service
B-AC	72	18	453	0.159	72	0.3	0.2	9.451	A
C-AB	8	2	793	0.010	8	0.0	0.0	4.584	A
C-A	331	83			331				
A-B	13	3			13				
A-C	257	64			257				

09:00 - 09:15

Stream	Total Demand (PCU/hr)	Junction Arrivals (PCU)	Capacity (PCU/hr)	RFC	Throughput (PCU/hr)	Start queue (PCU)	End queue (PCU)	Delay (s)	Unsignalised level of service
B-AC	60	15	471	0.128	60	0.2	0.1	8.777	A
C-AB	6	1	764	0.008	6	0.0	0.0	4.748	A
C-A	278	69			278				
A-B	11	3			11				
A-C	215	54			215				

2028 Base + Comm + Dev, PM

Data Errors and Warnings

Severity	Area	Item	Description
Warning	Vehicle Mix		HV% is zero for all movements / time segments. Vehicle Mix matrix should be completed whether working in PCUs or Vehs. If HV% at the junction is genuinely zero, please ignore this warning.

Junction Network

Junctions

Junction	Name	Junction type	Major road direction	Use circulating lanes	Junction Delay (s)	Junction LOS
1	untitled	T-Junction	Two-way		0.60	A

Junction Network Options

Driving side	Lighting	Network residual capacity (%)	First arm reaching threshold
Left	Normal/unknown	131	Stream B-AC

Traffic Demand

Demand Set Details

ID	Scenario name	Time Period name	Traffic profile type	Start time (HH:mm)	Finish time (HH:mm)	Time segment length (min)	Run automatically
D6	2028 Base + Comm + Dev	PM	ONE HOUR	16:45	18:15	15	✓

Vehicle mix varies over turn	Vehicle mix varies over entry	Vehicle mix source	PCU Factor for a HV (PCU)
✓	✓	HV Percentages	2.00

Demand overview (Traffic)

Arm	Linked arm	Profile type	Use O-D data	Average Demand (PCU/hr)	Scaling Factor (%)
A		ONE HOUR	✓	379	100.000
B		ONE HOUR	✓	35	100.000
C		ONE HOUR	✓	409	100.000

Origin-Destination Data

Demand (PCU/hr)

		To		
		A	B	C
From	A	0	46	333
	B	26	0	9
	C	392	17	0

Vehicle Mix

Heavy Vehicle Percentages

		To		
		A	B	C
From	A	0	0	0
	B	0	0	0
	C	0	0	0

Results

Results Summary for whole modelled period

Stream	Max RFC	Max Delay (s)	Max Queue (PCU)	Max LOS	Average Demand (PCU/hr)	Total Junction Arrivals (PCU)
B-AC	0.10	9.81	0.1	A	32	48
C-AB	0.05	4.85	0.1	A	29	44
C-A					346	519
A-B					42	63
A-C					306	458

Main Results for each time segment

16:45 - 17:00

Stream	Total Demand (PCU/hr)	Junction Arrivals (PCU)	Capacity (PCU/hr)	RFC	Throughput (PCU/hr)	Start queue (PCU)	End queue (PCU)	Delay (s)	Unsignalised level of service
B-AC	26	7	455	0.058	26	0.0	0.1	8.398	A
C-AB	21	5	763	0.027	21	0.0	0.0	4.850	A
C-A	287	72			287				
A-B	35	9			35				
A-C	251	63			251				

17:00 - 17:15

Stream	Total Demand (PCU/hr)	Junction Arrivals (PCU)	Capacity (PCU/hr)	RFC	Throughput (PCU/hr)	Start queue (PCU)	End queue (PCU)	Delay (s)	Unsignalised level of service
B-AC	31	8	434	0.073	31	0.1	0.1	8.941	A
C-AB	28	7	792	0.035	28	0.0	0.0	4.708	A
C-A	340	85			340				
A-B	41	10			41				
A-C	299	75			299				

17:15 - 17:30

Stream	Total Demand (PCU/hr)	Junction Arrivals (PCU)	Capacity (PCU/hr)	RFC	Throughput (PCU/hr)	Start queue (PCU)	End queue (PCU)	Delay (s)	Unsignalised level of service
B-AC	39	10	405	0.095	38	0.1	0.1	9.808	A
C-AB	39	10	834	0.047	39	0.0	0.1	4.529	A
C-A	411	103			411				
A-B	51	13			51				
A-C	367	92			367				

17:30 - 17:45

Stream	Total Demand (PCU/hr)	Junction Arrivals (PCU)	Capacity (PCU/hr)	RFC	Throughput (PCU/hr)	Start queue (PCU)	End queue (PCU)	Delay (s)	Unsignalised level of service
B-AC	39	10	405	0.095	39	0.1	0.1	9.814	A
C-AB	39	10	834	0.047	39	0.1	0.1	4.530	A
C-A	411	103			411				
A-B	51	13			51				
A-C	367	92			367				

17:45 - 18:00

Stream	Total Demand (PCU/hr)	Junction Arrivals (PCU)	Capacity (PCU/hr)	RFC	Throughput (PCU/hr)	Start queue (PCU)	End queue (PCU)	Delay (s)	Unsignalised level of service
B-AC	31	8	434	0.073	32	0.1	0.1	8.950	A
C-AB	28	7	792	0.035	28	0.1	0.0	4.710	A
C-A	340	85			340				
A-B	41	10			41				
A-C	299	75			299				

18:00 - 18:15

Stream	Total Demand (PCU/hr)	Junction Arrivals (PCU)	Capacity (PCU/hr)	RFC	Throughput (PCU/hr)	Start queue (PCU)	End queue (PCU)	Delay (s)	Unsignalised level of service
B-AC	26	7	455	0.058	26	0.1	0.1	8.411	A
C-AB	21	5	763	0.027	21	0.0	0.0	4.853	A
C-A	287	72			287				
A-B	35	9			35				
A-C	251	63			251				

APPENDIX N Bewley Dive / Cherryfield Drive – PICADY Results

Junctions 9

PICADY 9 - Priority Intersection Module

Version: 9.5.1.7462
© Copyright TRL Limited, 2019

For sales and distribution information, program advice and maintenance, contact TRL:
+44 (0)1344 379777 software@trl.co.uk www.trlsoftware.co.uk

The users of this computer program for the solution of an engineering problem are in no way relieved of their responsibility for the correctness of the solution

Filename: Bewley Drive_Cherryfield Drive.j9
Path: C:\Users\Windows\mode Dropbox\Project\Manchester\2. Projects\J326949_Cherryfield Drive, Kirkby\4. Data\6. Junction Capacity Assessments\240314 Capacity Assessments\Junctions 9
Report generation date: 14/03/2024 09:37:13

»2022 Base, AM
»2022 Base, PM
»2028 Base + Comm, AM
»2028 Base + Comm, PM
»2028 Base + Comm + Dev, AM
»2028 Base + Comm + Dev, PM

Summary of junction performance

	AM							PM						
	Set ID	Queue (PCU)	Delay (s)	RFC	LOS	Junction Delay (s)	Network Residual Capacity	Set ID	Queue (PCU)	Delay (s)	RFC	LOS	Junction Delay (s)	Network Residual Capacity
	2022 Base													
Stream B-AC	D1	1.1	15.37	0.53	C	5.82	37 % [Stream B-AC]	D2	1.2	15.97	0.54	C	5.88	32 % [Stream B-AC]
Stream C-AB		0.5	6.83	0.26	A				0.7	7.22	0.34	A		
	2028 Base + Comm													
Stream B-AC	D3	1.3	16.91	0.56	C	6.33	29 % [Stream B-AC]	D4	1.3	17.61	0.58	C	6.39	25 % [Stream B-AC]
Stream C-AB		0.5	6.96	0.28	A				0.8	7.44	0.36	A		
	2028 Base + Comm + Dev													
Stream B-AC	D5	2.6	28.72	0.73	D	10.53	5 % [Stream B-AC]	D6	3.0	33.38	0.77	D	11.22	1 % [Stream B-AC]
Stream C-AB		0.5	7.06	0.29	A				0.9	7.68	0.38	A		

There are warnings associated with one or more model runs - see the 'Data Errors and Warnings' tables for each Analysis or Demand Set.

Values shown are the highest values encountered over all time segments. Delay is the maximum value of average delay per arriving vehicle. Junction LOS and Junction Delay are demand-weighted averages. Network Residual Capacity indicates the amount by which network flow could be increased before a user-definable threshold (see Analysis Options) is met.

File summary

File Description

Title	(untitled)
Location	
Site number	
Date	22/11/2022
Version	
Status	(new file)
Identifier	
Client	
Jobnumber	
Enumerator	DESKTOP-J595SBC\Manchester Mode
Description	

Units

Distance units	Speed units	Traffic units input	Traffic units results	Flow units	Average delay units	Total delay units	Rate of delay units
m	kph	PCU	PCU	perHour	s	-Min	perMin

Analysis Options

Vehicle length (m)	Calculate Queue Percentiles	Calculate detailed queueing delay	Calculate residual capacity	Residual capacity criteria type	RFC Threshold	Average Delay threshold (s)	Queue threshold (PCU)
5.75			✓	Delay	0.85	36.00	20.00

Demand Set Summary

ID	Scenario name	Time Period name	Traffic profile type	Start time (HH:mm)	Finish time (HH:mm)	Time segment length (min)	Run automatically
D1	2022 Base	AM	ONE HOUR	07:45	09:15	15	✓
D2	2022 Base	PM	ONE HOUR	16:45	18:15	15	✓
D3	2028 Base + Comm	AM	ONE HOUR	07:45	09:15	15	✓
D4	2028 Base + Comm	PM	ONE HOUR	16:45	18:15	15	✓
D5	2028 Base + Comm + Dev	AM	ONE HOUR	07:45	09:15	15	✓
D6	2028 Base + Comm + Dev	PM	ONE HOUR	16:45	18:15	15	✓

Analysis Set Details

ID	Include in report	Network flow scaling factor (%)	Network capacity scaling factor (%)
A1	✓	100.000	100.000

2022 Base, AM

Data Errors and Warnings

Severity	Area	Item	Description
Warning	Vehicle Mix		HV% is zero for all movements / time segments. Vehicle Mix matrix should be completed whether working in PCUs or Vehs. If HV% at the junction is genuinely zero, please ignore this warning.

Junction Network

Junctions

Junction	Name	Junction type	Major road direction	Use circulating lanes	Junction Delay (s)	Junction LOS
1	untitled	T-Junction	Two-way		5.82	A

Junction Network Options

Driving side	Lighting	Network residual capacity (%)	First arm reaching threshold
Left	Normal/unknown	37	Stream B-AC

Arms

Arms

Arm	Name	Description	Arm type
A	Cherryfield Drive		Major
B	Bewley Drive W		Minor
C	Bewley Drive E		Major

Major Arm Geometry

Arm	Width of carriageway (m)	Has kerbed central reserve	Has right turn bay	Visibility for right turn (m)	Blocks?	Blocking queue (PCU)
C	7.30			100.0	✓	0.00

Geometries for Arm C are measured opposite Arm B. Geometries for Arm A (if relevant) are measured opposite Arm D.

Minor Arm Geometry

Arm	Minor arm type	Lane width (m)	Visibility to left (m)	Visibility to right (m)
B	One lane	3.40	27	32

Slope / Intercept / Capacity

Priority Intersection Slopes and Intercepts

Stream	Intercept (PCU/hr)	Slope for A-B	Slope for A-C	Slope for C-A	Slope for C-B
B-A	522	0.090	0.227	0.143	0.324
B-C	670	0.097	0.245	-	-
C-B	632	0.231	0.231	-	-

The slopes and intercepts shown above do NOT include any corrections or adjustments.

Streams may be combined, in which case capacity will be adjusted.

Values are shown for the first time segment only; they may differ for subsequent time segments.

Traffic Demand

Demand Set Details

ID	Scenario name	Time Period name	Traffic profile type	Start time (HH:mm)	Finish time (HH:mm)	Time segment length (min)	Run automatically
D1	2022 Base	AM	ONE HOUR	07:45	09:15	15	✓

Vehicle mix varies over turn	Vehicle mix varies over entry	Vehicle mix source	PCU Factor for a HV (PCU)
✓	✓	HV Percentages	2.00

Demand overview (Traffic)

Arm	Linked arm	Profile type	Use O-D data	Average Demand (PCU/hr)	Scaling Factor (%)
A		ONE HOUR	✓	259	100.000
B		ONE HOUR	✓	235	100.000
C		ONE HOUR	✓	315	100.000

Origin-Destination Data

Demand (PCU/hr)

		To		
		A	B	C
From	A	0	87	172
	B	106	0	129
	C	197	118	0

Vehicle Mix

Heavy Vehicle Percentages

		To		
		A	B	C
From	A	0	0	0
	B	0	0	0
	C	0	0	0

Results

Results Summary for whole modelled period

Stream	Max RFC	Max Delay (s)	Max Queue (PCU)	Max LOS	Average Demand (PCU/hr)	Total Junction Arrivals (PCU)
B-AC	0.53	15.37	1.1	C	216	323
C-AB	0.26	6.83	0.5	A	148	221
C-A					141	212
A-B					80	120
A-C					158	237

Main Results for each time segment

07:45 - 08:00

Stream	Total Demand (PCU/hr)	Junction Arrivals (PCU)	Capacity (PCU/hr)	RFC	Throughput (PCU/hr)	Start queue (PCU)	End queue (PCU)	Delay (s)	Unsignalised level of service
B-AC	177	44	526	0.336	175	0.0	0.5	10.198	B
C-AB	113	28	687	0.165	112	0.0	0.2	6.261	A
C-A	124	31			124				
A-B	65	16			65				
A-C	129	32			129				

08:00 - 08:15

Stream	Total Demand (PCU/hr)	Junction Arrivals (PCU)	Capacity (PCU/hr)	RFC	Throughput (PCU/hr)	Start queue (PCU)	End queue (PCU)	Delay (s)	Unsignalised level of service
B-AC	211	53	512	0.413	211	0.5	0.7	11.903	B
C-AB	142	36	698	0.204	142	0.2	0.3	6.473	A
C-A	141	35			141				
A-B	78	20			78				
A-C	155	39			155				

08:15 - 08:30

Stream	Total Demand (PCU/hr)	Junction Arrivals (PCU)	Capacity (PCU/hr)	RFC	Throughput (PCU/hr)	Start queue (PCU)	End queue (PCU)	Delay (s)	Unsignalised level of service
B-AC	259	65	493	0.525	257	0.7	1.1	15.179	C
C-AB	187	47	715	0.262	186	0.3	0.5	6.815	A
C-A	160	40			160				
A-B	96	24			96				
A-C	189	47			189				

08:30 - 08:45

Stream	Total Demand (PCU/hr)	Junction Arrivals (PCU)	Capacity (PCU/hr)	RFC	Throughput (PCU/hr)	Start queue (PCU)	End queue (PCU)	Delay (s)	Unsignalised level of service
B-AC	259	65	493	0.525	259	1.1	1.1	15.372	C
C-AB	187	47	715	0.262	187	0.5	0.5	6.831	A
C-A	160	40			160				
A-B	96	24			96				
A-C	189	47			189				

08:45 - 09:00

Stream	Total Demand (PCU/hr)	Junction Arrivals (PCU)	Capacity (PCU/hr)	RFC	Throughput (PCU/hr)	Start queue (PCU)	End queue (PCU)	Delay (s)	Unsignalised level of service
B-AC	211	53	512	0.413	213	1.1	0.7	12.091	B
C-AB	143	36	699	0.204	143	0.5	0.3	6.494	A
C-A	141	35			141				
A-B	78	20			78				
A-C	155	39			155				

09:00 - 09:15

Stream	Total Demand (PCU/hr)	Junction Arrivals (PCU)	Capacity (PCU/hr)	RFC	Throughput (PCU/hr)	Start queue (PCU)	End queue (PCU)	Delay (s)	Unsignalised level of service
B-AC	177	44	526	0.336	178	0.7	0.5	10.367	B
C-AB	114	28	687	0.165	114	0.3	0.3	6.291	A
C-A	124	31			124				
A-B	65	16			65				
A-C	129	32			129				

2022 Base, PM

Data Errors and Warnings

Severity	Area	Item	Description
Warning	Vehicle Mix		HV% is zero for all movements / time segments. Vehicle Mix matrix should be completed whether working in PCUs or Vehs. If HV% at the junction is genuinely zero, please ignore this warning.

Junction Network

Junctions

Junction	Name	Junction type	Major road direction	Use circulating lanes	Junction Delay (s)	Junction LOS
1	untitled	T-Junction	Two-way		5.88	A

Junction Network Options

Driving side	Lighting	Network residual capacity (%)	First arm reaching threshold
Left	Normal/unknown	32	Stream B-AC

Traffic Demand

Demand Set Details

ID	Scenario name	Time Period name	Traffic profile type	Start time (HH:mm)	Finish time (HH:mm)	Time segment length (min)	Run automatically
D2	2022 Base	PM	ONE HOUR	16:45	18:15	15	✓

Vehicle mix varies over turn	Vehicle mix varies over entry	Vehicle mix source	PCU Factor for a HV (PCU)
✓	✓	HV Percentages	2.00

Demand overview (Traffic)

Arm	Linked arm	Profile type	Use O-D data	Average Demand (PCU/hr)	Scaling Factor (%)
A		ONE HOUR	✓	278	100.000
B		ONE HOUR	✓	240	100.000
C		ONE HOUR	✓	400	100.000

Origin-Destination Data

Demand (PCU/hr)

		To		
		A	B	C
From	A	0	99	179
	B	95	0	145
	C	255	145	0

Vehicle Mix

Heavy Vehicle Percentages

		To		
		A	B	C
From	A	0	0	0
	B	0	0	0
	C	0	0	0

Results

Results Summary for whole modelled period

Stream	Max RFC	Max Delay (s)	Max Queue (PCU)	Max LOS	Average Demand (PCU/hr)	Total Junction Arrivals (PCU)
B-AC	0.54	15.97	1.2	C	220	330
C-AB	0.34	7.22	0.7	A	198	298
C-A					169	253
A-B					91	136
A-C					164	246

Main Results for each time segment

16:45 - 17:00

Stream	Total Demand (PCU/hr)	Junction Arrivals (PCU)	Capacity (PCU/hr)	RFC	Throughput (PCU/hr)	Start queue (PCU)	End queue (PCU)	Delay (s)	Unsignalised level of service
B-AC	181	45	527	0.343	179	0.0	0.5	10.273	B
C-AB	149	37	713	0.209	148	0.0	0.3	6.360	A
C-A	152	38			152				
A-B	75	19			75				
A-C	135	34			135				

17:00 - 17:15

Stream	Total Demand (PCU/hr)	Junction Arrivals (PCU)	Capacity (PCU/hr)	RFC	Throughput (PCU/hr)	Start queue (PCU)	End queue (PCU)	Delay (s)	Unsignalised level of service
B-AC	216	54	511	0.422	215	0.5	0.7	12.108	B
C-AB	190	48	731	0.261	190	0.3	0.5	6.665	A
C-A	169	42			169				
A-B	89	22			89				
A-C	161	40			161				

17:15 - 17:30

Stream	Total Demand (PCU/hr)	Junction Arrivals (PCU)	Capacity (PCU/hr)	RFC	Throughput (PCU/hr)	Start queue (PCU)	End queue (PCU)	Delay (s)	Unsignalised level of service
B-AC	264	66	489	0.540	263	0.7	1.1	15.746	C
C-AB	255	64	755	0.338	254	0.5	0.7	7.200	A
C-A	185	46			185				
A-B	109	27			109				
A-C	197	49			197				

17:30 - 17:45

Stream	Total Demand (PCU/hr)	Junction Arrivals (PCU)	Capacity (PCU/hr)	RFC	Throughput (PCU/hr)	Start queue (PCU)	End queue (PCU)	Delay (s)	Unsignalised level of service
B-AC	264	66	489	0.540	264	1.1	1.2	15.973	C
C-AB	255	64	755	0.338	255	0.7	0.7	7.224	A
C-A	185	46			185				
A-B	109	27			109				
A-C	197	49			197				

17:45 - 18:00

Stream	Total Demand (PCU/hr)	Junction Arrivals (PCU)	Capacity (PCU/hr)	RFC	Throughput (PCU/hr)	Start queue (PCU)	End queue (PCU)	Delay (s)	Unsignalised level of service
B-AC	216	54	511	0.422	217	1.2	0.7	12.318	B
C-AB	191	48	731	0.261	192	0.7	0.5	6.698	A
C-A	169	42			169				
A-B	89	22			89				
A-C	161	40			161				

18:00 - 18:15

Stream	Total Demand (PCU/hr)	Junction Arrivals (PCU)	Capacity (PCU/hr)	RFC	Throughput (PCU/hr)	Start queue (PCU)	End queue (PCU)	Delay (s)	Unsignalised level of service
B-AC	181	45	527	0.343	182	0.7	0.5	10.453	B
C-AB	150	37	714	0.210	150	0.5	0.4	6.406	A
C-A	151	38			151				
A-B	75	19			75				
A-C	135	34			135				

2028 Base + Comm, AM

Data Errors and Warnings

Severity	Area	Item	Description
Warning	Vehicle Mix		HV% is zero for all movements / time segments. Vehicle Mix matrix should be completed whether working in PCUs or Vehs. If HV% at the junction is genuinely zero, please ignore this warning.

Junction Network

Junctions

Junction	Name	Junction type	Major road direction	Use circulating lanes	Junction Delay (s)	Junction LOS
1	untitled	T-Junction	Two-way		6.33	A

Junction Network Options

Driving side	Lighting	Network residual capacity (%)	First arm reaching threshold
Left	Normal/unknown	29	Stream B-AC

Traffic Demand

Demand Set Details

ID	Scenario name	Time Period name	Traffic profile type	Start time (HH:mm)	Finish time (HH:mm)	Time segment length (min)	Run automatically
D3	2028 Base + Comm	AM	ONE HOUR	07:45	09:15	15	✓

Vehicle mix varies over turn	Vehicle mix varies over entry	Vehicle mix source	PCU Factor for a HV (PCU)
✓	✓	HV Percentages	2.00

Demand overview (Traffic)

Arm	Linked arm	Profile type	Use O-D data	Average Demand (PCU/hr)	Scaling Factor (%)
A		ONE HOUR	✓	274	100.000
B		ONE HOUR	✓	249	100.000
C		ONE HOUR	✓	334	100.000

Origin-Destination Data

Demand (PCU/hr)

		To		
		A	B	C
From	A	0	92	182
	B	112	0	137
	C	209	125	0

Vehicle Mix

Heavy Vehicle Percentages

		To		
		A	B	C
From	A	0	0	0
	B	0	0	0
	C	0	0	0

Results

Results Summary for whole modelled period

Stream	Max RFC	Max Delay (s)	Max Queue (PCU)	Max LOS	Average Demand (PCU/hr)	Total Junction Arrivals (PCU)
B-AC	0.56	16.91	1.3	C	228	343
C-AB	0.28	6.96	0.5	A	160	239
C-A					147	220
A-B					84	127
A-C					167	251

Main Results for each time segment

07:45 - 08:00

Stream	Total Demand (PCU/hr)	Junction Arrivals (PCU)	Capacity (PCU/hr)	RFC	Throughput (PCU/hr)	Start queue (PCU)	End queue (PCU)	Delay (s)	Unsignalised level of service
B-AC	187	47	522	0.359	185	0.0	0.5	10.619	B
C-AB	122	30	691	0.177	121	0.0	0.3	6.313	A
C-A	130	32			130				
A-B	69	17			69				
A-C	137	34			137				

08:00 - 08:15

Stream	Total Demand (PCU/hr)	Junction Arrivals (PCU)	Capacity (PCU/hr)	RFC	Throughput (PCU/hr)	Start queue (PCU)	End queue (PCU)	Delay (s)	Unsignalised level of service
B-AC	224	56	507	0.441	223	0.5	0.8	12.617	B
C-AB	154	38	703	0.219	153	0.3	0.4	6.552	A
C-A	147	37			147				
A-B	83	21			83				
A-C	164	41			164				

08:15 - 08:30

Stream	Total Demand (PCU/hr)	Junction Arrivals (PCU)	Capacity (PCU/hr)	RFC	Throughput (PCU/hr)	Start queue (PCU)	End queue (PCU)	Delay (s)	Unsignalised level of service
B-AC	274	69	487	0.563	272	0.8	1.2	16.634	C
C-AB	203	51	721	0.281	202	0.4	0.5	6.946	A
C-A	165	41			165				
A-B	101	25			101				
A-C	200	50			200				

08:30 - 08:45

Stream	Total Demand (PCU/hr)	Junction Arrivals (PCU)	Capacity (PCU/hr)	RFC	Throughput (PCU/hr)	Start queue (PCU)	End queue (PCU)	Delay (s)	Unsignalised level of service
B-AC	274	69	487	0.563	274	1.2	1.3	16.912	C
C-AB	203	51	721	0.281	203	0.5	0.5	6.962	A
C-A	165	41			165				
A-B	101	25			101				
A-C	200	50			200				

08:45 - 09:00

Stream	Total Demand (PCU/hr)	Junction Arrivals (PCU)	Capacity (PCU/hr)	RFC	Throughput (PCU/hr)	Start queue (PCU)	End queue (PCU)	Delay (s)	Unsignalised level of service
B-AC	224	56	507	0.441	226	1.3	0.8	12.868	B
C-AB	154	38	703	0.219	155	0.5	0.4	6.574	A
C-A	146	37			146				
A-B	83	21			83				
A-C	164	41			164				

09:00 - 09:15

Stream	Total Demand (PCU/hr)	Junction Arrivals (PCU)	Capacity (PCU/hr)	RFC	Throughput (PCU/hr)	Start queue (PCU)	End queue (PCU)	Delay (s)	Unsignalised level of service
B-AC	187	47	522	0.359	188	0.8	0.6	10.826	B
C-AB	122	31	691	0.177	123	0.4	0.3	6.346	A
C-A	129	32			129				
A-B	69	17			69				
A-C	137	34			137				

2028 Base + Comm, PM

Data Errors and Warnings

Severity	Area	Item	Description
Warning	Vehicle Mix		HV% is zero for all movements / time segments. Vehicle Mix matrix should be completed whether working in PCUs or Vehs. If HV% at the junction is genuinely zero, please ignore this warning.

Junction Network

Junctions

Junction	Name	Junction type	Major road direction	Use circulating lanes	Junction Delay (s)	Junction LOS
1	untitled	T-Junction	Two-way		6.39	A

Junction Network Options

Driving side	Lighting	Network residual capacity (%)	First arm reaching threshold
Left	Normal/unknown	25	Stream B-AC

Traffic Demand

Demand Set Details

ID	Scenario name	Time Period name	Traffic profile type	Start time (HH:mm)	Finish time (HH:mm)	Time segment length (min)	Run automatically
D4	2028 Base + Comm	PM	ONE HOUR	16:45	18:15	15	✓

Vehicle mix varies over turn	Vehicle mix varies over entry	Vehicle mix source	PCU Factor for a HV (PCU)
✓	✓	HV Percentages	2.00

Demand overview (Traffic)

Arm	Linked arm	Profile type	Use O-D data	Average Demand (PCU/hr)	Scaling Factor (%)
A		ONE HOUR	✓	294	100.000
B		ONE HOUR	✓	253	100.000
C		ONE HOUR	✓	422	100.000

Origin-Destination Data

Demand (PCU/hr)

		To		
		A	B	C
From	A	0	105	189
	B	100	0	153
	C	269	153	0

Vehicle Mix

Heavy Vehicle Percentages

		To		
		A	B	C
From	A	0	0	0
	B	0	0	0
	C	0	0	0

Results

Results Summary for whole modelled period

Stream	Max RFC	Max Delay (s)	Max Queue (PCU)	Max LOS	Average Demand (PCU/hr)	Total Junction Arrivals (PCU)
B-AC	0.58	17.61	1.3	C	232	348
C-AB	0.36	7.44	0.8	A	214	322
C-A					173	259
A-B					96	145
A-C					173	260

Main Results for each time segment

16:45 - 17:00

Stream	Total Demand (PCU/hr)	Junction Arrivals (PCU)	Capacity (PCU/hr)	RFC	Throughput (PCU/hr)	Start queue (PCU)	End queue (PCU)	Delay (s)	Unsignalised level of service
B-AC	190	48	523	0.364	188	0.0	0.6	10.689	B
C-AB	160	40	718	0.223	159	0.0	0.4	6.431	A
C-A	157	39			157				
A-B	79	20			79				
A-C	142	36			142				

17:00 - 17:15

Stream	Total Demand (PCU/hr)	Junction Arrivals (PCU)	Capacity (PCU/hr)	RFC	Throughput (PCU/hr)	Start queue (PCU)	End queue (PCU)	Delay (s)	Unsignalised level of service
B-AC	227	57	506	0.449	227	0.6	0.8	12.827	B
C-AB	205	51	736	0.279	205	0.4	0.5	6.780	A
C-A	174	43			174				
A-B	94	24			94				
A-C	170	42			170				

17:15 - 17:30

Stream	Total Demand (PCU/hr)	Junction Arrivals (PCU)	Capacity (PCU/hr)	RFC	Throughput (PCU/hr)	Start queue (PCU)	End queue (PCU)	Delay (s)	Unsignalised level of service
B-AC	279	70	483	0.577	277	0.8	1.3	17.278	C
C-AB	277	69	762	0.363	276	0.5	0.8	7.408	A
C-A	188	47			188				
A-B	116	29			116				
A-C	208	52			208				

17:30 - 17:45

Stream	Total Demand (PCU/hr)	Junction Arrivals (PCU)	Capacity (PCU/hr)	RFC	Throughput (PCU/hr)	Start queue (PCU)	End queue (PCU)	Delay (s)	Unsignalised level of service
B-AC	279	70	483	0.577	278	1.3	1.3	17.608	C
C-AB	277	69	762	0.363	277	0.8	0.8	7.439	A
C-A	188	47			188				
A-B	116	29			116				
A-C	208	52			208				

17:45 - 18:00

Stream	Total Demand (PCU/hr)	Junction Arrivals (PCU)	Capacity (PCU/hr)	RFC	Throughput (PCU/hr)	Start queue (PCU)	End queue (PCU)	Delay (s)	Unsignalised level of service
B-AC	227	57	506	0.450	229	1.3	0.8	13.115	B
C-AB	206	51	737	0.279	207	0.8	0.5	6.823	A
C-A	174	43			174				
A-B	94	24			94				
A-C	170	42			170				

18:00 - 18:15

Stream	Total Demand (PCU/hr)	Junction Arrivals (PCU)	Capacity (PCU/hr)	RFC	Throughput (PCU/hr)	Start queue (PCU)	End queue (PCU)	Delay (s)	Unsignalised level of service
B-AC	190	48	522	0.365	191	0.8	0.6	10.909	B
C-AB	161	40	718	0.224	162	0.5	0.4	6.480	A
C-A	157	39			157				
A-B	79	20			79				
A-C	142	36			142				

2028 Base + Comm + Dev, AM

Data Errors and Warnings

Severity	Area	Item	Description
Warning	Vehicle Mix		HV% is zero for all movements / time segments. Vehicle Mix matrix should be completed whether working in PCUs or Vehs. If HV% at the junction is genuinely zero, please ignore this warning.

Junction Network

Junctions

Junction	Name	Junction type	Major road direction	Use circulating lanes	Junction Delay (s)	Junction LOS
1	untitled	T-Junction	Two-way		10.53	B

Junction Network Options

Driving side	Lighting	Network residual capacity (%)	First arm reaching threshold
Left	Normal/unknown	5	Stream B-AC

Traffic Demand

Demand Set Details

ID	Scenario name	Time Period name	Traffic profile type	Start time (HH:mm)	Finish time (HH:mm)	Time segment length (min)	Run automatically
D5	2028 Base + Comm + Dev	AM	ONE HOUR	07:45	09:15	15	✓

Vehicle mix varies over turn	Vehicle mix varies over entry	Vehicle mix source	PCU Factor for a HV (PCU)
✓	✓	HV Percentages	2.00

Demand overview (Traffic)

Arm	Linked arm	Profile type	Use O-D data	Average Demand (PCU/hr)	Scaling Factor (%)
A		ONE HOUR	✓	308	100.000
B		ONE HOUR	✓	306	100.000
C		ONE HOUR	✓	338	100.000

Origin-Destination Data

Demand (PCU/hr)

		To		
		A	B	C
From	A	0	107	201
	B	165	0	141
	C	213	125	0

Vehicle Mix

Heavy Vehicle Percentages

		To		
		A	B	C
From	A	0	0	0
	B	0	0	0
	C	0	0	0

Results

Results Summary for whole modelled period

Stream	Max RFC	Max Delay (s)	Max Queue (PCU)	Max LOS	Average Demand (PCU/hr)	Total Junction Arrivals (PCU)
B-AC	0.73	28.72	2.6	D	281	421
C-AB	0.29	7.06	0.5	A	161	242
C-A					149	224
A-B					98	147
A-C					184	277

Main Results for each time segment

07:45 - 08:00

Stream	Total Demand (PCU/hr)	Junction Arrivals (PCU)	Capacity (PCU/hr)	RFC	Throughput (PCU/hr)	Start queue (PCU)	End queue (PCU)	Delay (s)	Unsignalised level of service
B-AC	230	58	500	0.461	227	0.0	0.8	13.029	B
C-AB	123	31	687	0.179	122	0.0	0.3	6.360	A
C-A	132	33			132				
A-B	81	20			81				
A-C	151	38			151				

08:00 - 08:15

Stream	Total Demand (PCU/hr)	Junction Arrivals (PCU)	Capacity (PCU/hr)	RFC	Throughput (PCU/hr)	Start queue (PCU)	End queue (PCU)	Delay (s)	Unsignalised level of service
B-AC	275	69	484	0.569	273	0.8	1.3	16.968	C
C-AB	155	39	699	0.222	155	0.3	0.4	6.616	A
C-A	149	37			149				
A-B	96	24			96				
A-C	181	45			181				

08:15 - 08:30

Stream	Total Demand (PCU/hr)	Junction Arrivals (PCU)	Capacity (PCU/hr)	RFC	Throughput (PCU/hr)	Start queue (PCU)	End queue (PCU)	Delay (s)	Unsignalised level of service
B-AC	337	84	461	0.731	332	1.3	2.5	27.007	D
C-AB	205	51	716	0.287	205	0.4	0.5	7.041	A
C-A	167	42			167				
A-B	118	29			118				
A-C	221	55			221				

08:30 - 08:45

Stream	Total Demand (PCU/hr)	Junction Arrivals (PCU)	Capacity (PCU/hr)	RFC	Throughput (PCU/hr)	Start queue (PCU)	End queue (PCU)	Delay (s)	Unsignalised level of service
B-AC	337	84	461	0.732	336	2.5	2.6	28.717	D
C-AB	205	51	716	0.287	205	0.5	0.5	7.060	A
C-A	167	42			167				
A-B	118	29			118				
A-C	221	55			221				

08:45 - 09:00

Stream	Total Demand (PCU/hr)	Junction Arrivals (PCU)	Capacity (PCU/hr)	RFC	Throughput (PCU/hr)	Start queue (PCU)	End queue (PCU)	Delay (s)	Unsignalised level of service
B-AC	275	69	483	0.569	280	2.6	1.4	18.077	C
C-AB	155	39	699	0.222	156	0.5	0.4	6.642	A
C-A	149	37			149				
A-B	96	24			96				
A-C	181	45			181				

09:00 - 09:15

Stream	Total Demand (PCU/hr)	Junction Arrivals (PCU)	Capacity (PCU/hr)	RFC	Throughput (PCU/hr)	Start queue (PCU)	End queue (PCU)	Delay (s)	Unsignalised level of service
B-AC	230	58	500	0.461	232	1.4	0.9	13.558	B
C-AB	123	31	687	0.179	123	0.4	0.3	6.395	A
C-A	131	33			131				
A-B	81	20			81				
A-C	151	38			151				

2028 Base + Comm + Dev, PM

Data Errors and Warnings

Severity	Area	Item	Description
Warning	Vehicle Mix		HV% is zero for all movements / time segments. Vehicle Mix matrix should be completed whether working in PCUs or Vehs. If HV% at the junction is genuinely zero, please ignore this warning.

Junction Network

Junctions

Junction	Name	Junction type	Major road direction	Use circulating lanes	Junction Delay (s)	Junction LOS
1	untitled	T-Junction	Two-way		11.22	B

Junction Network Options

Driving side	Lighting	Network residual capacity (%)	First arm reaching threshold
Left	Normal/unknown	1	Stream B-AC

Traffic Demand

Demand Set Details

ID	Scenario name	Time Period name	Traffic profile type	Start time (HH:mm)	Finish time (HH:mm)	Time segment length (min)	Run automatically
D6	2028 Base + Comm + Dev	PM	ONE HOUR	16:45	18:15	15	✓

Vehicle mix varies over turn	Vehicle mix varies over entry	Vehicle mix source	PCU Factor for a HV (PCU)
✓	✓	HV Percentages	2.00

Demand overview (Traffic)

Arm	Linked arm	Profile type	Use O-D data	Average Demand (PCU/hr)	Scaling Factor (%)
A		ONE HOUR	✓	344	100.000
B		ONE HOUR	✓	312	100.000
C		ONE HOUR	✓	440	100.000

Origin-Destination Data

Demand (PCU/hr)

		To		
		A	B	C
From	A	0	147	197
	B	155	0	157
	C	284	156	0

Vehicle Mix

Heavy Vehicle Percentages

		To		
		A	B	C
From	A	0	0	0
	B	0	0	0
	C	0	0	0

Results

Results Summary for whole modelled period

Stream	Max RFC	Max Delay (s)	Max Queue (PCU)	Max LOS	Average Demand (PCU/hr)	Total Junction Arrivals (PCU)
B-AC	0.77	33.38	3.0	D	286	429
C-AB	0.38	7.68	0.9	A	225	338
C-A					179	268
A-B					135	202
A-C					181	271

Main Results for each time segment

16:45 - 17:00

Stream	Total Demand (PCU/hr)	Junction Arrivals (PCU)	Capacity (PCU/hr)	RFC	Throughput (PCU/hr)	Start queue (PCU)	End queue (PCU)	Delay (s)	Unsignalised level of service
B-AC	235	59	495	0.474	231	0.0	0.9	13.478	B
C-AB	167	42	718	0.233	166	0.0	0.4	6.508	A
C-A	164	41			164				
A-B	111	28			111				
A-C	148	37			148				

17:00 - 17:15

Stream	Total Demand (PCU/hr)	Junction Arrivals (PCU)	Capacity (PCU/hr)	RFC	Throughput (PCU/hr)	Start queue (PCU)	End queue (PCU)	Delay (s)	Unsignalised level of service
B-AC	280	70	476	0.589	279	0.9	1.4	18.038	C
C-AB	215	54	737	0.292	215	0.4	0.6	6.905	A
C-A	180	45			180				
A-B	132	33			132				
A-C	177	44			177				

17:15 - 17:30

Stream	Total Demand (PCU/hr)	Junction Arrivals (PCU)	Capacity (PCU/hr)	RFC	Throughput (PCU/hr)	Start queue (PCU)	End queue (PCU)	Delay (s)	Unsignalised level of service
B-AC	344	86	449	0.765	338	1.4	2.9	30.691	D
C-AB	292	73	763	0.383	291	0.6	0.9	7.639	A
C-A	192	48			192				
A-B	162	40			162				
A-C	217	54			217				

17:30 - 17:45

Stream	Total Demand (PCU/hr)	Junction Arrivals (PCU)	Capacity (PCU/hr)	RFC	Throughput (PCU/hr)	Start queue (PCU)	End queue (PCU)	Delay (s)	Unsignalised level of service
B-AC	344	86	449	0.765	343	2.9	3.0	33.382	D
C-AB	293	73	764	0.383	293	0.9	0.9	7.677	A
C-A	192	48			192				
A-B	162	40			162				
A-C	217	54			217				

17:45 - 18:00

Stream	Total Demand (PCU/hr)	Junction Arrivals (PCU)	Capacity (PCU/hr)	RFC	Throughput (PCU/hr)	Start queue (PCU)	End queue (PCU)	Delay (s)	Unsignalised level of service
B-AC	280	70	476	0.590	287	3.0	1.5	19.604	C
C-AB	216	54	737	0.293	217	0.9	0.6	6.955	A
C-A	180	45			180				
A-B	132	33			132				
A-C	177	44			177				

18:00 - 18:15

Stream	Total Demand (PCU/hr)	Junction Arrivals (PCU)	Capacity (PCU/hr)	RFC	Throughput (PCU/hr)	Start queue (PCU)	End queue (PCU)	Delay (s)	Unsignalised level of service
B-AC	235	59	495	0.475	237	1.5	0.9	14.099	B
C-AB	168	42	718	0.234	169	0.6	0.4	6.563	A
C-A	163	41			163				
A-B	111	28			111				
A-C	148	37			148				

APPENDIX O A5208 County Road / Webster Road – PICADY Results

Junctions 9

PICADY 9 - Priority Intersection Module

Version: 9.5.1.7462
© Copyright TRL Limited, 2019

For sales and distribution information, program advice and maintenance, contact TRL:
+44 (0)1344 379777 software@trl.co.uk www.trlsoftware.co.uk

The users of this computer program for the solution of an engineering problem are in no way relieved of their responsibility for the correctness of the solution

Filename: A5028 County Road_Webster Drive.j9
Path: C:\Users\Windows\mode Dropbox\Project\Manchester\2. Projects\J326949_Cherryfield Drive, Kirkby\4. Data\6. Junction Capacity Assessments\240314 Capacity Assessments\Junctions 9
Report generation date: 14/03/2024 09:32:49

»2022 Base, AM
»2022 Base, PM
»2028 Base + Comm, AM
»2028 Base + Comm, PM
»2028 Base + Comm + Dev, AM
»2028 Base + Comm + Dev, PM

Summary of junction performance

	AM							PM						
	Set ID	Queue (PCU)	Delay (s)	RFC	LOS	Junction Delay (s)	Network Residual Capacity	Set ID	Queue (PCU)	Delay (s)	RFC	LOS	Junction Delay (s)	Network Residual Capacity
	2022 Base													
Stream B-AC	D1	0.9	15.07	0.47	C	3.40	28 % [Stream B-AC]	D2	0.7	14.50	0.41	B	2.49	29 % [Stream B-AC]
Stream C-AB		0.5	10.28	0.33	B				0.4	11.55	0.29	B		
	2028 Base + Comm													
Stream B-AC	D3	1.4	22.56	0.58	C	3.98	10 % [Stream B-AC]	D4	1.2	23.08	0.54	C	3.09	9 % [Stream B-AC]
Stream C-AB		0.6	11.36	0.37	B				0.5	13.81	0.34	B		
	2028 Base + Comm + Dev													
Stream B-AC	D5	3.5	45.21	0.79	E	8.22	-4 % [Stream B-AC]	D6	2.0	33.94	0.67	D	4.57	0 % [Stream B-AC]
Stream C-AB		0.6	11.53	0.37	B				0.6	14.77	0.38	B		

There are warnings associated with one or more model runs - see the 'Data Errors and Warnings' tables for each Analysis or Demand Set.

Values shown are the highest values encountered over all time segments. Delay is the maximum value of average delay per arriving vehicle. Junction LOS and Junction Delay are demand-weighted averages. Network Residual Capacity indicates the amount by which network flow could be increased before a user-definable threshold (see Analysis Options) is met.

File summary

File Description

Title	(untitled)
Location	
Site number	
Date	22/11/2022
Version	
Status	(new file)
Identifier	
Client	
Jobnumber	
Enumerator	DESKTOP-J595SBC\Manchester Mode
Description	

Units

Distance units	Speed units	Traffic units input	Traffic units results	Flow units	Average delay units	Total delay units	Rate of delay units
m	kph	PCU	PCU	perHour	s	-Min	perMin

Analysis Options

Vehicle length (m)	Calculate Queue Percentiles	Calculate detailed queueing delay	Calculate residual capacity	Residual capacity criteria type	RFC Threshold	Average Delay threshold (s)	Queue threshold (PCU)
5.75			✓	Delay	0.85	36.00	20.00

Demand Set Summary

ID	Scenario name	Time Period name	Traffic profile type	Start time (HH:mm)	Finish time (HH:mm)	Time segment length (min)	Run automatically
D1	2022 Base	AM	ONE HOUR	07:45	09:15	15	✓
D2	2022 Base	PM	ONE HOUR	16:45	18:15	15	✓
D3	2028 Base + Comm	AM	ONE HOUR	07:45	09:15	15	✓
D4	2028 Base + Comm	PM	ONE HOUR	16:45	18:15	15	✓
D5	2028 Base + Comm + Dev	AM	ONE HOUR	07:45	09:15	15	✓
D6	2028 Base + Comm + Dev	PM	ONE HOUR	16:45	18:15	15	✓

Analysis Set Details

ID	Include in report	Network flow scaling factor (%)	Network capacity scaling factor (%)
A1	✓	100.000	100.000

2022 Base, AM

Data Errors and Warnings

Severity	Area	Item	Description
Warning	Vehicle Mix		HV% is zero for all movements / time segments. Vehicle Mix matrix should be completed whether working in PCUs or Vehs. If HV% at the junction is genuinely zero, please ignore this warning.

Junction Network

Junctions

Junction	Name	Junction type	Major road direction	Use circulating lanes	Junction Delay (s)	Junction LOS
1	untitled	T-Junction	Two-way		3.40	A

Junction Network Options

Driving side	Lighting	Network residual capacity (%)	First arm reaching threshold
Left	Normal/unknown	28	Stream B-AC

Arms

Arms

Arm	Name	Description	Arm type
A	A5208 County Road E		Major
B	Webster Drive		Minor
C	A5208 County Road W		Major

Major Arm Geometry

Arm	Width of carriageway (m)	Has kerbed central reserve	Width of kerbed central reserve (m)	Has right turn bay	Width for right turn (m)	Visibility for right turn (m)	Blocks?	Blocking queue (PCU)
C	8.00	✓	1.70	✓	2.20	100.0	✓	4.00

Geometries for Arm C are measured opposite Arm B. Geometries for Arm A (if relevant) are measured opposite Arm D.

Minor Arm Geometry

Arm	Minor arm type	Lane width (m)	Visibility to left (m)	Visibility to right (m)
B	One lane	5.00	70	52

Slope / Intercept / Capacity

Priority Intersection Slopes and Intercepts

Stream	Intercept (PCU/hr)	Slope for A-B	Slope for A-C	Slope for C-A	Slope for C-B
B-A	655	0.105	0.265	0.167	0.379
B-C	788	0.110	0.279	-	-
C-B	632	0.224	0.224	-	-

The slopes and intercepts shown above do NOT include any corrections or adjustments.

Streams may be combined, in which case capacity will be adjusted.

Values are shown for the first time segment only; they may differ for subsequent time segments.

Traffic Demand

Demand Set Details

ID	Scenario name	Time Period name	Traffic profile type	Start time (HH:mm)	Finish time (HH:mm)	Time segment length (min)	Run automatically
D1	2022 Base	AM	ONE HOUR	07:45	09:15	15	✓

Vehicle mix varies over turn	Vehicle mix varies over entry	Vehicle mix source	PCU Factor for a HV (PCU)
✓	✓	HV Percentages	2.00

Demand overview (Traffic)

Arm	Linked arm	Profile type	Use O-D data	Average Demand (PCU/hr)	Scaling Factor (%)
A		ONE HOUR	✓	473	100.000
B		ONE HOUR	✓	192	100.000
C		ONE HOUR	✓	653	100.000

Origin-Destination Data

Demand (PCU/hr)

		To		
		A	B	C
From	A	0	104	369
	B	121	0	71
	C	499	154	0

Vehicle Mix

Heavy Vehicle Percentages

		To		
		A	B	C
From	A	0	0	0
	B	0	0	0
	C	0	0	0

Results

Results Summary for whole modelled period

Stream	Max RFC	Max Delay (s)	Max Queue (PCU)	Max LOS	Average Demand (PCU/hr)	Total Junction Arrivals (PCU)
B-AC	0.47	15.07	0.9	C	176	264
C-AB	0.33	10.28	0.5	B	142	213
C-A					457	685
A-B					95	143
A-C					339	508

Main Results for each time segment

07:45 - 08:00

Stream	Total Demand (PCU/hr)	Junction Arrivals (PCU)	Capacity (PCU/hr)	RFC	Throughput (PCU/hr)	Start queue (PCU)	End queue (PCU)	Delay (s)	Unsignalised level of service
B-AC	145	36	533	0.271	143	0.0	0.4	9.204	A
C-AB	116	29	553	0.210	115	0.0	0.3	8.200	A
C-A	376	94			376				
A-B	78	20			78				
A-C	278	69			278				

08:00 - 08:15

Stream	Total Demand (PCU/hr)	Junction Arrivals (PCU)	Capacity (PCU/hr)	RFC	Throughput (PCU/hr)	Start queue (PCU)	End queue (PCU)	Delay (s)	Unsignalised level of service
B-AC	173	43	499	0.346	172	0.4	0.5	11.003	B
C-AB	139	35	539	0.258	139	0.3	0.3	8.988	A
C-A	448	112			448				
A-B	93	23			93				
A-C	332	83			332				

08:15 - 08:30

Stream	Total Demand (PCU/hr)	Junction Arrivals (PCU)	Capacity (PCU/hr)	RFC	Throughput (PCU/hr)	Start queue (PCU)	End queue (PCU)	Delay (s)	Unsignalised level of service
B-AC	211	53	450	0.470	210	0.5	0.9	14.900	B
C-AB	172	43	522	0.329	171	0.3	0.5	10.246	B
C-A	547	137			547				
A-B	115	29			115				
A-C	406	102			406				

08:30 - 08:45

Stream	Total Demand (PCU/hr)	Junction Arrivals (PCU)	Capacity (PCU/hr)	RFC	Throughput (PCU/hr)	Start queue (PCU)	End queue (PCU)	Delay (s)	Unsignalised level of service
B-AC	211	53	450	0.470	211	0.9	0.9	15.071	C
C-AB	172	43	522	0.329	172	0.5	0.5	10.278	B
C-A	547	137			547				
A-B	115	29			115				
A-C	406	102			406				

08:45 - 09:00

Stream	Total Demand (PCU/hr)	Junction Arrivals (PCU)	Capacity (PCU/hr)	RFC	Throughput (PCU/hr)	Start queue (PCU)	End queue (PCU)	Delay (s)	Unsignalised level of service
B-AC	173	43	498	0.346	174	0.9	0.5	11.146	B
C-AB	139	35	539	0.258	140	0.5	0.4	9.029	A
C-A	448	112			448				
A-B	93	23			93				
A-C	332	83			332				

09:00 - 09:15

Stream	Total Demand (PCU/hr)	Junction Arrivals (PCU)	Capacity (PCU/hr)	RFC	Throughput (PCU/hr)	Start queue (PCU)	End queue (PCU)	Delay (s)	Unsignalised level of service
B-AC	145	36	532	0.272	145	0.5	0.4	9.312	A
C-AB	116	29	553	0.210	116	0.4	0.3	8.253	A
C-A	376	94			376				
A-B	78	20			78				
A-C	278	69			278				

2022 Base, PM

Data Errors and Warnings

Severity	Area	Item	Description
Warning	Vehicle Mix		HV% is zero for all movements / time segments. Vehicle Mix matrix should be completed whether working in PCUs or Vehs. If HV% at the junction is genuinely zero, please ignore this warning.

Junction Network

Junctions

Junction	Name	Junction type	Major road direction	Use circulating lanes	Junction Delay (s)	Junction LOS
1	untitled	T-Junction	Two-way		2.49	A

Junction Network Options

Driving side	Lighting	Network residual capacity (%)	First arm reaching threshold
Left	Normal/unknown	29	Stream B-AC

Traffic Demand

Demand Set Details

ID	Scenario name	Time Period name	Traffic profile type	Start time (HH:mm)	Finish time (HH:mm)	Time segment length (min)	Run automatically
D2	2022 Base	PM	ONE HOUR	16:45	18:15	15	✓

Vehicle mix varies over turn	Vehicle mix varies over entry	Vehicle mix source	PCU Factor for a HV (PCU)
✓	✓	HV Percentages	2.00

Demand overview (Traffic)

Arm	Linked arm	Profile type	Use O-D data	Average Demand (PCU/hr)	Scaling Factor (%)
A		ONE HOUR	✓	795	100.000
B		ONE HOUR	✓	159	100.000
C		ONE HOUR	✓	508	100.000

Origin-Destination Data

Demand (PCU/hr)

		To		
		A	B	C
From	A	0	169	626
	B	78	0	81
	C	393	115	0

Vehicle Mix

Heavy Vehicle Percentages

		To		
		A	B	C
From	A	0	0	0
	B	0	0	0
	C	0	0	0

Results

Results Summary for whole modelled period

Stream	Max RFC	Max Delay (s)	Max Queue (PCU)	Max LOS	Average Demand (PCU/hr)	Total Junction Arrivals (PCU)
B-AC	0.41	14.50	0.7	B	146	219
C-AB	0.29	11.55	0.4	B	106	159
C-A					360	540
A-B					155	233
A-C					574	862

Main Results for each time segment

16:45 - 17:00

Stream	Total Demand (PCU/hr)	Junction Arrivals (PCU)	Capacity (PCU/hr)	RFC	Throughput (PCU/hr)	Start queue (PCU)	End queue (PCU)	Delay (s)	Unsignalised level of service
B-AC	120	30	521	0.230	119	0.0	0.3	8.929	A
C-AB	87	22	498	0.174	86	0.0	0.2	8.708	A
C-A	296	74			296				
A-B	127	32			127				
A-C	471	118			471				

17:00 - 17:15

Stream	Total Demand (PCU/hr)	Junction Arrivals (PCU)	Capacity (PCU/hr)	RFC	Throughput (PCU/hr)	Start queue (PCU)	End queue (PCU)	Delay (s)	Unsignalised level of service
B-AC	143	36	480	0.298	142	0.3	0.4	10.636	B
C-AB	104	26	473	0.219	103	0.2	0.3	9.732	A
C-A	353	88			353				
A-B	152	38			152				
A-C	563	141			563				

17:15 - 17:30

Stream	Total Demand (PCU/hr)	Junction Arrivals (PCU)	Capacity (PCU/hr)	RFC	Throughput (PCU/hr)	Start queue (PCU)	End queue (PCU)	Delay (s)	Unsignalised level of service
B-AC	175	44	423	0.413	174	0.4	0.7	14.367	B
C-AB	128	32	439	0.290	127	0.3	0.4	11.509	B
C-A	432	108			432				
A-B	186	47			186				
A-C	689	172			689				

17:30 - 17:45

Stream	Total Demand (PCU/hr)	Junction Arrivals (PCU)	Capacity (PCU/hr)	RFC	Throughput (PCU/hr)	Start queue (PCU)	End queue (PCU)	Delay (s)	Unsignalised level of service
B-AC	175	44	423	0.414	175	0.7	0.7	14.495	B
C-AB	128	32	439	0.290	127	0.4	0.4	11.545	B
C-A	432	108			432				
A-B	186	47			186				
A-C	689	172			689				

17:45 - 18:00

Stream	Total Demand (PCU/hr)	Junction Arrivals (PCU)	Capacity (PCU/hr)	RFC	Throughput (PCU/hr)	Start queue (PCU)	End queue (PCU)	Delay (s)	Unsignalised level of service
B-AC	143	36	480	0.298	144	0.7	0.4	10.743	B
C-AB	104	26	473	0.219	104	0.4	0.3	9.771	A
C-A	353	88			353				
A-B	152	38			152				
A-C	563	141			563				

18:00 - 18:15

Stream	Total Demand (PCU/hr)	Junction Arrivals (PCU)	Capacity (PCU/hr)	RFC	Throughput (PCU/hr)	Start queue (PCU)	End queue (PCU)	Delay (s)	Unsignalised level of service
B-AC	120	30	520	0.230	120	0.4	0.3	9.011	A
C-AB	87	22	498	0.174	87	0.3	0.2	8.755	A
C-A	296	74			296				
A-B	127	32			127				
A-C	471	118			471				

2028 Base + Comm, AM

Data Errors and Warnings

Severity	Area	Item	Description
Warning	Vehicle Mix		HV% is zero for all movements / time segments. Vehicle Mix matrix should be completed whether working in PCUs or Vehs. If HV% at the junction is genuinely zero, please ignore this warning.

Junction Network

Junctions

Junction	Name	Junction type	Major road direction	Use circulating lanes	Junction Delay (s)	Junction LOS
1	untitled	T-Junction	Two-way		3.98	A

Junction Network Options

Driving side	Lighting	Network residual capacity (%)	First arm reaching threshold
Left	Normal/unknown	10	Stream B-AC

Traffic Demand

Demand Set Details

ID	Scenario name	Time Period name	Traffic profile type	Start time (HH:mm)	Finish time (HH:mm)	Time segment length (min)	Run automatically
D3	2028 Base + Comm	AM	ONE HOUR	07:45	09:15	15	✓

Vehicle mix varies over turn	Vehicle mix varies over entry	Vehicle mix source	PCU Factor for a HV (PCU)
✓	✓	HV Percentages	2.00

Demand overview (Traffic)

Arm	Linked arm	Profile type	Use O-D data	Average Demand (PCU/hr)	Scaling Factor (%)
A		ONE HOUR	✓	586	100.000
B		ONE HOUR	✓	203	100.000
C		ONE HOUR	✓	835	100.000

Origin-Destination Data

Demand (PCU/hr)

		To		
		A	B	C
From	A	0	110	476
	B	128	0	75
	C	672	163	0

Vehicle Mix

Heavy Vehicle Percentages

		To		
		A	B	C
From	A	0	0	0
	B	0	0	0
	C	0	0	0

Results

Results Summary for whole modelled period

Stream	Max RFC	Max Delay (s)	Max Queue (PCU)	Max LOS	Average Demand (PCU/hr)	Total Junction Arrivals (PCU)
B-AC	0.58	22.56	1.4	C	186	279
C-AB	0.37	11.36	0.6	B	152	228
C-A					614	922
A-B					101	151
A-C					437	655

Main Results for each time segment

07:45 - 08:00

Stream	Total Demand (PCU/hr)	Junction Arrivals (PCU)	Capacity (PCU/hr)	RFC	Throughput (PCU/hr)	Start queue (PCU)	End queue (PCU)	Delay (s)	Unsignalised level of service
B-AC	153	38	489	0.312	151	0.0	0.4	10.584	B
C-AB	123	31	535	0.230	122	0.0	0.3	8.697	A
C-A	506	126			506				
A-B	83	21			83				
A-C	358	90			358				

08:00 - 08:15

Stream	Total Demand (PCU/hr)	Junction Arrivals (PCU)	Capacity (PCU/hr)	RFC	Throughput (PCU/hr)	Start queue (PCU)	End queue (PCU)	Delay (s)	Unsignalised level of service
B-AC	182	46	445	0.410	182	0.4	0.7	13.591	B
C-AB	148	37	518	0.285	147	0.3	0.4	9.696	A
C-A	603	151			603				
A-B	99	25			99				
A-C	428	107			428				

08:15 - 08:30

Stream	Total Demand (PCU/hr)	Junction Arrivals (PCU)	Capacity (PCU/hr)	RFC	Throughput (PCU/hr)	Start queue (PCU)	End queue (PCU)	Delay (s)	Unsignalised level of service
B-AC	224	56	383	0.584	221	0.7	1.3	21.885	C
C-AB	184	46	501	0.368	184	0.4	0.6	11.313	B
C-A	735	184			735				
A-B	121	30			121				
A-C	524	131			524				

08:30 - 08:45

Stream	Total Demand (PCU/hr)	Junction Arrivals (PCU)	Capacity (PCU/hr)	RFC	Throughput (PCU/hr)	Start queue (PCU)	End queue (PCU)	Delay (s)	Unsignalised level of service
B-AC	224	56	383	0.584	223	1.3	1.4	22.558	C
C-AB	184	46	501	0.368	184	0.6	0.6	11.365	B
C-A	735	184			735				
A-B	121	30			121				
A-C	524	131			524				

08:45 - 09:00

Stream	Total Demand (PCU/hr)	Junction Arrivals (PCU)	Capacity (PCU/hr)	RFC	Throughput (PCU/hr)	Start queue (PCU)	End queue (PCU)	Delay (s)	Unsignalised level of service
B-AC	182	46	445	0.410	185	1.4	0.7	13.981	B
C-AB	148	37	518	0.285	148	0.6	0.4	9.757	A
C-A	603	151			603				
A-B	99	25			99				
A-C	428	107			428				

09:00 - 09:15

Stream	Total Demand (PCU/hr)	Junction Arrivals (PCU)	Capacity (PCU/hr)	RFC	Throughput (PCU/hr)	Start queue (PCU)	End queue (PCU)	Delay (s)	Unsignalised level of service
B-AC	153	38	489	0.313	154	0.7	0.5	10.776	B
C-AB	123	31	535	0.230	123	0.4	0.3	8.764	A
C-A	506	126			506				
A-B	83	21			83				
A-C	358	90			358				

2028 Base + Comm, PM

Data Errors and Warnings

Severity	Area	Item	Description
Warning	Vehicle Mix		HV% is zero for all movements / time segments. Vehicle Mix matrix should be completed whether working in PCUs or Vehs. If HV% at the junction is genuinely zero, please ignore this warning.

Junction Network

Junctions

Junction	Name	Junction type	Major road direction	Use circulating lanes	Junction Delay (s)	Junction LOS
1	untitled	T-Junction	Two-way		3.09	A

Junction Network Options

Driving side	Lighting	Network residual capacity (%)	First arm reaching threshold
Left	Normal/unknown	9	Stream B-AC

Traffic Demand

Demand Set Details

ID	Scenario name	Time Period name	Traffic profile type	Start time (HH:mm)	Finish time (HH:mm)	Time segment length (min)	Run automatically
D4	2028 Base + Comm	PM	ONE HOUR	16:45	18:15	15	✓

Vehicle mix varies over turn	Vehicle mix varies over entry	Vehicle mix source	PCU Factor for a HV (PCU)
✓	✓	HV Percentages	2.00

Demand overview (Traffic)

Arm	Linked arm	Profile type	Use O-D data	Average Demand (PCU/hr)	Scaling Factor (%)
A		ONE HOUR	✓	988	100.000
B		ONE HOUR	✓	168	100.000
C		ONE HOUR	✓	645	100.000

Origin-Destination Data

Demand (PCU/hr)

		To		
		A	B	C
From	A	0	178	810
	B	82	0	86
	C	524	121	0

Vehicle Mix

Heavy Vehicle Percentages

		To		
		A	B	C
From	A	0	0	0
	B	0	0	0
	C	0	0	0

Results

Results Summary for whole modelled period

Stream	Max RFC	Max Delay (s)	Max Queue (PCU)	Max LOS	Average Demand (PCU/hr)	Total Junction Arrivals (PCU)
B-AC	0.54	23.08	1.2	C	154	231
C-AB	0.34	13.81	0.5	B	112	168
C-A					480	720
A-B					163	245
A-C					743	1115

Main Results for each time segment

16:45 - 17:00

Stream	Total Demand (PCU/hr)	Junction Arrivals (PCU)	Capacity (PCU/hr)	RFC	Throughput (PCU/hr)	Start queue (PCU)	End queue (PCU)	Delay (s)	Unsignalised level of service
B-AC	126	32	468	0.270	125	0.0	0.4	10.448	B
C-AB	91	23	466	0.196	90	0.0	0.2	9.553	A
C-A	394	99			394				
A-B	134	34			134				
A-C	610	152			610				

17:00 - 17:15

Stream	Total Demand (PCU/hr)	Junction Arrivals (PCU)	Capacity (PCU/hr)	RFC	Throughput (PCU/hr)	Start queue (PCU)	End queue (PCU)	Delay (s)	Unsignalised level of service
B-AC	151	38	416	0.363	150	0.4	0.6	13.501	B
C-AB	109	27	435	0.251	109	0.2	0.3	11.019	B
C-A	471	118			471				
A-B	160	40			160				
A-C	728	182			728				

17:15 - 17:30

Stream	Total Demand (PCU/hr)	Junction Arrivals (PCU)	Capacity (PCU/hr)	RFC	Throughput (PCU/hr)	Start queue (PCU)	End queue (PCU)	Delay (s)	Unsignalised level of service
B-AC	185	46	341	0.543	183	0.6	1.1	22.450	C
C-AB	136	34	397	0.343	135	0.3	0.5	13.730	B
C-A	574	144			574				
A-B	196	49			196				
A-C	892	223			892				

17:30 - 17:45

Stream	Total Demand (PCU/hr)	Junction Arrivals (PCU)	Capacity (PCU/hr)	RFC	Throughput (PCU/hr)	Start queue (PCU)	End queue (PCU)	Delay (s)	Unsignalised level of service
B-AC	185	46	341	0.543	185	1.1	1.2	23.078	C
C-AB	136	34	397	0.343	136	0.5	0.5	13.806	B
C-A	574	144			574				
A-B	196	49			196				
A-C	892	223			892				

17:45 - 18:00

Stream	Total Demand (PCU/hr)	Junction Arrivals (PCU)	Capacity (PCU/hr)	RFC	Throughput (PCU/hr)	Start queue (PCU)	End queue (PCU)	Delay (s)	Unsignalised level of service
B-AC	151	38	416	0.363	153	1.2	0.6	13.835	B
C-AB	109	27	435	0.251	110	0.5	0.3	11.095	B
C-A	471	118			471				
A-B	160	40			160				
A-C	728	182			728				

18:00 - 18:15

Stream	Total Demand (PCU/hr)	Junction Arrivals (PCU)	Capacity (PCU/hr)	RFC	Throughput (PCU/hr)	Start queue (PCU)	End queue (PCU)	Delay (s)	Unsignalised level of service
B-AC	126	32	468	0.270	127	0.6	0.4	10.597	B
C-AB	91	23	466	0.196	92	0.3	0.2	9.619	A
C-A	394	99			394				
A-B	134	34			134				
A-C	610	152			610				

2028 Base + Comm + Dev, AM

Data Errors and Warnings

Severity	Area	Item	Description
Warning	Vehicle Mix		HV% is zero for all movements / time segments. Vehicle Mix matrix should be completed whether working in PCUs or Vehs. If HV% at the junction is genuinely zero, please ignore this warning.

Junction Network

Junctions

Junction	Name	Junction type	Major road direction	Use circulating lanes	Junction Delay (s)	Junction LOS
1	untitled	T-Junction	Two-way		8.22	A

Junction Network Options

Driving side	Lighting	Network residual capacity (%)	First arm reaching threshold
Left	Normal/unknown	-4	Stream B-AC

Traffic Demand

Demand Set Details

ID	Scenario name	Time Period name	Traffic profile type	Start time (HH:mm)	Finish time (HH:mm)	Time segment length (min)	Run automatically
D5	2028 Base + Comm + Dev	AM	ONE HOUR	07:45	09:15	15	✓

Vehicle mix varies over turn	Vehicle mix varies over entry	Vehicle mix source	PCU Factor for a HV (PCU)
✓	✓	HV Percentages	2.00

Demand overview (Traffic)

Arm	Linked arm	Profile type	Use O-D data	Average Demand (PCU/hr)	Scaling Factor (%)
A		ONE HOUR	✓	598	100.000
B		ONE HOUR	✓	267	100.000
C		ONE HOUR	✓	838	100.000

Origin-Destination Data

Demand (PCU/hr)

		To		
		A	B	C
From	A	0	122	476
	B	180	0	87
	C	673	165	0

Vehicle Mix

Heavy Vehicle Percentages

		To		
		A	B	C
From	A	0	0	0
	B	0	0	0
	C	0	0	0

Results

Results Summary for whole modelled period

Stream	Max RFC	Max Delay (s)	Max Queue (PCU)	Max LOS	Average Demand (PCU/hr)	Total Junction Arrivals (PCU)
B-AC	0.79	45.21	3.5	E	245	368
C-AB	0.37	11.53	0.6	B	154	231
C-A					615	923
A-B					112	168
A-C					437	655

Main Results for each time segment

07:45 - 08:00

Stream	Total Demand (PCU/hr)	Junction Arrivals (PCU)	Capacity (PCU/hr)	RFC	Throughput (PCU/hr)	Start queue (PCU)	End queue (PCU)	Delay (s)	Unsignalised level of service
B-AC	201	50	479	0.420	198	0.0	0.7	12.718	B
C-AB	125	31	533	0.234	123	0.0	0.3	8.769	A
C-A	506	127			506				
A-B	92	23			92				
A-C	358	90			358				

08:00 - 08:15

Stream	Total Demand (PCU/hr)	Junction Arrivals (PCU)	Capacity (PCU/hr)	RFC	Throughput (PCU/hr)	Start queue (PCU)	End queue (PCU)	Delay (s)	Unsignalised level of service
B-AC	240	60	434	0.553	238	0.7	1.2	18.213	C
C-AB	150	37	516	0.290	149	0.3	0.4	9.803	A
C-A	604	151			604				
A-B	110	27			110				
A-C	428	107			428				

08:15 - 08:30

Stream	Total Demand (PCU/hr)	Junction Arrivals (PCU)	Capacity (PCU/hr)	RFC	Throughput (PCU/hr)	Start queue (PCU)	End queue (PCU)	Delay (s)	Unsignalised level of service
B-AC	294	73	370	0.794	286	1.2	3.2	39.467	E
C-AB	187	47	499	0.375	186	0.4	0.6	11.477	B
C-A	736	184			736				
A-B	134	34			134				
A-C	524	131			524				

08:30 - 08:45

Stream	Total Demand (PCU/hr)	Junction Arrivals (PCU)	Capacity (PCU/hr)	RFC	Throughput (PCU/hr)	Start queue (PCU)	End queue (PCU)	Delay (s)	Unsignalised level of service
B-AC	294	73	370	0.795	293	3.2	3.5	45.212	E
C-AB	187	47	499	0.375	187	0.6	0.6	11.534	B
C-A	736	184			736				
A-B	134	34			134				
A-C	524	131			524				

08:45 - 09:00

Stream	Total Demand (PCU/hr)	Junction Arrivals (PCU)	Capacity (PCU/hr)	RFC	Throughput (PCU/hr)	Start queue (PCU)	End queue (PCU)	Delay (s)	Unsignalised level of service
B-AC	240	60	433	0.554	249	3.5	1.3	20.319	C
C-AB	150	37	516	0.290	150	0.6	0.4	9.868	A
C-A	604	151			604				
A-B	110	27			110				
A-C	428	107			428				

09:00 - 09:15

Stream	Total Demand (PCU/hr)	Junction Arrivals (PCU)	Capacity (PCU/hr)	RFC	Throughput (PCU/hr)	Start queue (PCU)	End queue (PCU)	Delay (s)	Unsignalised level of service
B-AC	201	50	478	0.421	203	1.3	0.7	13.202	B
C-AB	125	31	533	0.234	125	0.4	0.3	8.839	A
C-A	506	127			506				
A-B	92	23			92				
A-C	358	90			358				

2028 Base + Comm + Dev, PM

Data Errors and Warnings

Severity	Area	Item	Description
Warning	Vehicle Mix		HV% is zero for all movements / time segments. Vehicle Mix matrix should be completed whether working in PCUs or Vehs. If HV% at the junction is genuinely zero, please ignore this warning.

Junction Network

Junctions

Junction	Name	Junction type	Major road direction	Use circulating lanes	Junction Delay (s)	Junction LOS
1	untitled	T-Junction	Two-way		4.57	A

Junction Network Options

Driving side	Lighting	Network residual capacity (%)	First arm reaching threshold
Left	Normal/unknown	0	Stream B-AC

Traffic Demand

Demand Set Details

ID	Scenario name	Time Period name	Traffic profile type	Start time (HH:mm)	Finish time (HH:mm)	Time segment length (min)	Run automatically
D6	2028 Base + Comm + Dev	PM	ONE HOUR	16:45	18:15	15	✓

Vehicle mix varies over turn	Vehicle mix varies over entry	Vehicle mix source	PCU Factor for a HV (PCU)
✓	✓	HV Percentages	2.00

Demand overview (Traffic)

Arm	Linked arm	Profile type	Use O-D data	Average Demand (PCU/hr)	Scaling Factor (%)
A		ONE HOUR	✓	1029	100.000
B		ONE HOUR	✓	196	100.000
C		ONE HOUR	✓	654	100.000

Origin-Destination Data

Demand (PCU/hr)

		To		
		A	B	C
From	A	0	218	811
	B	105	0	91
	C	525	129	0

Vehicle Mix

Heavy Vehicle Percentages

		To		
		A	B	C
From	A	0	0	0
	B	0	0	0
	C	0	0	0

Results

Results Summary for whole modelled period

Stream	Max RFC	Max Delay (s)	Max Queue (PCU)	Max LOS	Average Demand (PCU/hr)	Total Junction Arrivals (PCU)
B-AC	0.67	33.94	2.0	D	180	270
C-AB	0.38	14.77	0.6	B	120	180
C-A					480	720
A-B					200	300
A-C					744	1116

Main Results for each time segment

16:45 - 17:00

Stream	Total Demand (PCU/hr)	Junction Arrivals (PCU)	Capacity (PCU/hr)	RFC	Throughput (PCU/hr)	Start queue (PCU)	End queue (PCU)	Delay (s)	Unsignalised level of service
B-AC	148	37	453	0.326	146	0.0	0.5	11.656	B
C-AB	97	24	460	0.212	96	0.0	0.3	9.881	A
C-A	395	99			395				
A-B	164	41			164				
A-C	611	153			611				

17:00 - 17:15

Stream	Total Demand (PCU/hr)	Junction Arrivals (PCU)	Capacity (PCU/hr)	RFC	Throughput (PCU/hr)	Start queue (PCU)	End queue (PCU)	Delay (s)	Unsignalised level of service
B-AC	176	44	399	0.442	175	0.5	0.8	16.006	C
C-AB	117	29	428	0.273	116	0.3	0.4	11.545	B
C-A	471	118			471				
A-B	196	49			196				
A-C	729	182			729				

17:15 - 17:30

Stream	Total Demand (PCU/hr)	Junction Arrivals (PCU)	Capacity (PCU/hr)	RFC	Throughput (PCU/hr)	Start queue (PCU)	End queue (PCU)	Delay (s)	Unsignalised level of service
B-AC	216	54	321	0.673	211	0.8	1.9	31.702	D
C-AB	146	37	390	0.375	145	0.4	0.6	14.663	B
C-A	574	143			574				
A-B	240	60			240				
A-C	893	223			893				

17:30 - 17:45

Stream	Total Demand (PCU/hr)	Junction Arrivals (PCU)	Capacity (PCU/hr)	RFC	Throughput (PCU/hr)	Start queue (PCU)	End queue (PCU)	Delay (s)	Unsignalised level of service
B-AC	216	54	321	0.673	215	1.9	2.0	33.938	D
C-AB	146	37	390	0.375	146	0.6	0.6	14.771	B
C-A	574	143			574				
A-B	240	60			240				
A-C	893	223			893				

17:45 - 18:00

Stream	Total Demand (PCU/hr)	Junction Arrivals (PCU)	Capacity (PCU/hr)	RFC	Throughput (PCU/hr)	Start queue (PCU)	End queue (PCU)	Delay (s)	Unsignalised level of service
B-AC	176	44	398	0.442	181	2.0	0.8	16.866	C
C-AB	117	29	428	0.273	118	0.6	0.4	11.643	B
C-A	471	118			471				
A-B	196	49			196				
A-C	729	182			729				

18:00 - 18:15

Stream	Total Demand (PCU/hr)	Junction Arrivals (PCU)	Capacity (PCU/hr)	RFC	Throughput (PCU/hr)	Start queue (PCU)	End queue (PCU)	Delay (s)	Unsignalised level of service
B-AC	148	37	452	0.326	149	0.8	0.5	11.917	B
C-AB	97	24	460	0.212	98	0.4	0.3	9.964	A
C-A	395	99			395				
A-B	164	41			164				
A-C	611	153			611				

APPENDIX P A506 / Cherryfield Drive / Kirkby Row – ARCADY Results

Junctions 9

ARCADY 9 - Roundabout Module

Version: 9.5.1.7462
© Copyright TRL Limited, 2019

For sales and distribution information, program advice and maintenance, contact TRL:
+44 (0)1344 379777 software@trl.co.uk www.trlsoftware.co.uk

The users of this computer program for the solution of an engineering problem are in no way relieved of their responsibility for the correctness of the solution

Filename: Cherryfield Drive_A506_Kirkby Row_Rbt.j9
Path: C:\Users\Windows\mode Dropbox\Project\Manchester\2. Projects\J326949_Cherryfield Drive, Kirkby\4. Data\6. Junction Capacity Assessments\240314 Capacity Assessments\Junctions 9
Report generation date: 14/03/2024 09:40:10

»2022 Base, AM
»2022 Base, PM
»2028 Base + Comm, AM
»2028 Base + Comm, PM
»2028 Base + Comm + Dev, AM
»2028 Base + Comm + Dev, PM

Summary of junction performance

	AM							PM						
	Set ID	Queue (PCU)	Delay (s)	RFC	LOS	Junction Delay (s)	Network Residual Capacity	Set ID	Queue (PCU)	Delay (s)	RFC	LOS	Junction Delay (s)	Network Residual Capacity
2022 Base														
Arm 1	D1	0.3	3.49	0.26	A	4.49	35 % [Arm 4]	D2	0.5	3.41	0.31	A	3.81	66 % [Arm 4]
Arm 2		0.6	2.92	0.38	A				0.9	3.55	0.47	A		
Arm 3		0.7	3.59	0.40	A				0.4	3.19	0.29	A		
Arm 4		1.7	6.74	0.64	A				1.0	4.68	0.51	A		
2028 Base + Comm														
Arm 1	D3	0.4	3.72	0.28	A	5.06	27 % [Arm 4]	D4	0.5	3.65	0.34	A	4.16	54 % [Arm 4]
Arm 2		0.7	3.15	0.42	A				1.0	3.85	0.51	A		
Arm 3		0.8	3.91	0.43	A				0.4	3.34	0.31	A		
Arm 4		2.2	7.95	0.69	A				1.3	5.23	0.56	A		
2028 Base + Comm + Dev														
Arm 1	D5	0.6	4.33	0.38	A	5.29	25 % [Arm 4]	D6	0.6	3.89	0.38	A	4.57	45 % [Arm 4]
Arm 2		0.8	3.29	0.44	A				1.3	4.31	0.56	A		
Arm 3		0.8	4.06	0.44	A				0.5	3.55	0.32	A		
Arm 4		2.3	8.34	0.70	A				1.4	5.84	0.59	A		

There are warnings associated with one or more model runs - see the 'Data Errors and Warnings' tables for each Analysis or Demand Set.

Values shown are the highest values encountered over all time segments. Delay is the maximum value of average delay per arriving vehicle. Junction LOS and Junction Delay are demand-weighted averages. Network Residual Capacity indicates the amount by which network flow could be increased before a user-definable threshold (see Analysis Options) is met.

File summary

File Description

Title	(untitled)
Location	
Site number	
Date	22/11/2022
Version	
Status	(new file)
Identifier	
Client	
Jobnumber	
Enumerator	DESKTOP-J595SBC\Manchester Mode
Description	

Units

Distance units	Speed units	Traffic units input	Traffic units results	Flow units	Average delay units	Total delay units	Rate of delay units
m	kph	PCU	PCU	perHour	s	-Min	perMin

Analysis Options

Vehicle length (m)	Calculate Queue Percentiles	Calculate detailed queueing delay	Calculate residual capacity	Residual capacity criteria type	RFC Threshold	Average Delay threshold (s)	Queue threshold (PCU)
5.75			✓	Delay	0.85	36.00	20.00

Demand Set Summary

ID	Scenario name	Time Period name	Traffic profile type	Start time (HH:mm)	Finish time (HH:mm)	Time segment length (min)	Run automatically
D1	2022 Base	AM	ONE HOUR	07:45	09:15	15	✓
D2	2022 Base	PM	ONE HOUR	16:45	18:15	15	✓
D3	2028 Base + Comm	AM	ONE HOUR	07:45	09:15	15	✓
D4	2028 Base + Comm	PM	ONE HOUR	16:45	18:15	15	✓
D5	2028 Base + Comm + Dev	AM	ONE HOUR	07:45	09:15	15	✓
D6	2028 Base + Comm + Dev	PM	ONE HOUR	16:45	18:15	15	✓

Analysis Set Details

ID	Include in report	Network flow scaling factor (%)	Network capacity scaling factor (%)
A1	✓	100.000	100.000

2022 Base, AM

Data Errors and Warnings

Severity	Area	Item	Description
Warning	Vehicle Mix		HV% is zero for all movements / time segments. Vehicle Mix matrix should be completed whether working in PCUs or Vehs. If HV% at the junction is genuinely zero, please ignore this warning.

Junction Network

Junctions

Junction	Name	Junction type	Use circulating lanes	Arm order	Junction Delay (s)	Junction LOS
1	untitled	Standard Roundabout		1, 2, 3, 4	4.49	A

Junction Network Options

Driving side	Lighting	Network residual capacity (%)	First arm reaching threshold
Left	Normal/unknown	35	Arm 4

Arms

Arms

Arm	Name	Description
1	Cherryfield Drive	
2	A506 Valley Road S	
3	Kirkby Row	
4	A506 Valley Road N	

Roundabout Geometry

Arm	V - Approach road half-width (m)	E - Entry width (m)	l' - Effective flare length (m)	R - Entry radius (m)	D - Inscribed circle diameter (m)	PHI - Conflict (entry) angle (deg)	Exit only
1	4.60	8.00	16.7	40.0	65.0	37.0	
2	7.30	7.30	0.0	148.0	65.0	39.0	
3	5.00	7.40	18.0	35.0	65.0	25.0	
4	5.30	7.70	3.6	22.0	65.0	36.0	

Slope / Intercept / Capacity

Roundabout Slope and Intercept used in model

Arm	Final slope	Final intercept (PCU/hr)
1	0.582	2018
2	0.621	2236
3	0.606	2102
4	0.543	1808

The slope and intercept shown above include any corrections and adjustments.

Traffic Demand

Demand Set Details

ID	Scenario name	Time Period name	Traffic profile type	Start time (HH:mm)	Finish time (HH:mm)	Time segment length (min)	Run automatically
D1	2022 Base	AM	ONE HOUR	07:45	09:15	15	✓

Vehicle mix varies over turn	Vehicle mix varies over entry	Vehicle mix source	PCU Factor for a HV (PCU)
✓	✓	HV Percentages	2.00

Demand overview (Traffic)

Arm	Linked arm	Profile type	Use O-D data	Average Demand (PCU/hr)	Scaling Factor (%)
1		ONE HOUR	✓	323	100.000
2		ONE HOUR	✓	675	100.000
3		ONE HOUR	✓	607	100.000
4		ONE HOUR	✓	852	100.000

Origin-Destination Data

Demand (PCU/hr)

		To			
		1	2	3	4
From	1	0	95	183	45
	2	137	0	73	465
	3	226	199	0	182
	4	66	631	155	0

Vehicle Mix

Heavy Vehicle Percentages

		To			
		1	2	3	4
From	1	0	0	0	0
	2	0	0	0	0
	3	0	0	0	0
	4	0	0	0	0

Results

Results Summary for whole modelled period

Arm	Max RFC	Max Delay (s)	Max Queue (PCU)	Max LOS	Average Demand (PCU/hr)	Total Junction Arrivals (PCU)
1	0.26	3.49	0.3	A	296	445
2	0.38	2.92	0.6	A	619	929
3	0.40	3.59	0.7	A	557	835
4	0.64	6.74	1.7	A	782	1173

Main Results for each time segment

07:45 - 08:00

Arm	Total Demand (PCU/hr)	Junction Arrivals (PCU)	Circulating flow (PCU/hr)	Capacity (PCU/hr)	RFC	Throughput (PCU/hr)	Throughput (exit side) (PCU/hr)	Start queue (PCU)	End queue (PCU)	Delay (s)	Unsignalised level of service
1	243	61	739	1588	0.153	242	322	0.0	0.2	2.674	A
2	508	127	287	2058	0.247	507	694	0.0	0.3	2.318	A
3	457	114	486	1808	0.253	456	308	0.0	0.3	2.659	A
4	641	160	422	1579	0.406	639	520	0.0	0.7	3.820	A

08:00 - 08:15

Arm	Total Demand (PCU/hr)	Junction Arrivals (PCU)	Circulating flow (PCU/hr)	Capacity (PCU/hr)	RFC	Throughput (PCU/hr)	Throughput (exit side) (PCU/hr)	Start queue (PCU)	End queue (PCU)	Delay (s)	Unsignalised level of service
1	290	73	884	1503	0.193	290	385	0.2	0.2	2.967	A
2	607	152	344	2023	0.300	606	830	0.3	0.4	2.541	A
3	546	136	581	1750	0.312	545	369	0.3	0.5	2.987	A
4	766	191	505	1534	0.499	765	622	0.7	1.0	4.674	A

08:15 - 08:30

Arm	Total Demand (PCU/hr)	Junction Arrivals (PCU)	Circulating flow (PCU/hr)	Capacity (PCU/hr)	RFC	Throughput (PCU/hr)	Throughput (exit side) (PCU/hr)	Start queue (PCU)	End queue (PCU)	Delay (s)	Unsignalised level of service
1	356	89	1082	1388	0.256	355	472	0.2	0.3	3.482	A
2	743	186	421	1975	0.376	742	1016	0.4	0.6	2.919	A
3	668	167	712	1671	0.400	667	452	0.5	0.7	3.582	A
4	938	235	618	1472	0.637	935	761	1.0	1.7	6.667	A

08:30 - 08:45

Arm	Total Demand (PCU/hr)	Junction Arrivals (PCU)	Circulating flow (PCU/hr)	Capacity (PCU/hr)	RFC	Throughput (PCU/hr)	Throughput (exit side) (PCU/hr)	Start queue (PCU)	End queue (PCU)	Delay (s)	Unsignalised level of service
1	356	89	1084	1387	0.256	356	472	0.3	0.3	3.491	A
2	743	186	422	1975	0.376	743	1018	0.6	0.6	2.922	A
3	668	167	712	1671	0.400	668	453	0.7	0.7	3.589	A
4	938	235	619	1472	0.637	938	762	1.7	1.7	6.743	A

08:45 - 09:00

Arm	Total Demand (PCU/hr)	Junction Arrivals (PCU)	Circulating flow (PCU/hr)	Capacity (PCU/hr)	RFC	Throughput (PCU/hr)	Throughput (exit side) (PCU/hr)	Start queue (PCU)	End queue (PCU)	Delay (s)	Unsignalised level of service
1	290	73	888	1501	0.193	291	386	0.3	0.2	2.975	A
2	607	152	345	2022	0.300	607	834	0.6	0.4	2.547	A
3	546	136	582	1750	0.312	547	370	0.7	0.5	2.993	A
4	766	191	506	1533	0.500	769	623	1.7	1.0	4.730	A

09:00 - 09:15

Arm	Total Demand (PCU/hr)	Junction Arrivals (PCU)	Circulating flow (PCU/hr)	Capacity (PCU/hr)	RFC	Throughput (PCU/hr)	Throughput (exit side) (PCU/hr)	Start queue (PCU)	End queue (PCU)	Delay (s)	Unsignalised level of service
1	243	61	743	1585	0.153	243	323	0.2	0.2	2.682	A
2	508	127	289	2057	0.247	509	698	0.4	0.3	2.326	A
3	457	114	487	1807	0.253	457	310	0.5	0.3	2.667	A
4	641	160	424	1578	0.407	643	521	1.0	0.7	3.855	A

2022 Base, PM

Data Errors and Warnings

Severity	Area	Item	Description
Warning	Vehicle Mix		HV% is zero for all movements / time segments. Vehicle Mix matrix should be completed whether working in PCUs or Vehs. If HV% at the junction is genuinely zero, please ignore this warning.

Junction Network

Junctions

Junction	Name	Junction type	Use circulating lanes	Arm order	Junction Delay (s)	Junction LOS
1	untitled	Standard Roundabout		1, 2, 3, 4	3.81	A

Junction Network Options

Driving side	Lighting	Network residual capacity (%)	First arm reaching threshold
Left	Normal/unknown	66	Arm 4

Traffic Demand

Demand Set Details

ID	Scenario name	Time Period name	Traffic profile type	Start time (HH:mm)	Finish time (HH:mm)	Time segment length (min)	Run automatically
D2	2022 Base	PM	ONE HOUR	16:45	18:15	15	✓

Vehicle mix varies over turn	Vehicle mix varies over entry	Vehicle mix source	PCU Factor for a HV (PCU)
✓	✓	HV Percentages	2.00

Demand overview (Traffic)

Arm	Linked arm	Profile type	Use O-D data	Average Demand (PCU/hr)	Scaling Factor (%)
1		ONE HOUR	✓	434	100.000
2		ONE HOUR	✓	830	100.000
3		ONE HOUR	✓	416	100.000
4		ONE HOUR	✓	732	100.000

Origin-Destination Data

Demand (PCU/hr)

		To			
		1	2	3	4
From	1	0	154	208	72
	2	123	0	127	580
	3	171	96	0	149
	4	71	491	170	0

Vehicle Mix

Heavy Vehicle Percentages

		To			
		1	2	3	4
From	1	0	0	0	0
	2	0	0	0	0
	3	0	0	0	0
	4	0	0	0	0

Results

Results Summary for whole modelled period

Arm	Max RFC	Max Delay (s)	Max Queue (PCU)	Max LOS	Average Demand (PCU/hr)	Total Junction Arrivals (PCU)
1	0.31	3.41	0.5	A	398	597
2	0.47	3.55	0.9	A	762	1142
3	0.29	3.19	0.4	A	382	573
4	0.51	4.68	1.0	A	672	1008

Main Results for each time segment

16:45 - 17:00

Arm	Total Demand (PCU/hr)	Junction Arrivals (PCU)	Circulating flow (PCU/hr)	Capacity (PCU/hr)	RFC	Throughput (PCU/hr)	Throughput (exit side) (PCU/hr)	Start queue (PCU)	End queue (PCU)	Delay (s)	Unsignalised level of service
1	327	82	568	1687	0.194	326	274	0.0	0.2	2.643	A
2	625	156	338	2027	0.308	623	556	0.0	0.4	2.561	A
3	313	78	582	1750	0.179	312	379	0.0	0.2	2.503	A
4	551	138	293	1649	0.334	549	601	0.0	0.5	3.268	A

17:00 - 17:15

Arm	Total Demand (PCU/hr)	Junction Arrivals (PCU)	Circulating flow (PCU/hr)	Capacity (PCU/hr)	RFC	Throughput (PCU/hr)	Throughput (exit side) (PCU/hr)	Start queue (PCU)	End queue (PCU)	Delay (s)	Unsignalised level of service
1	390	98	680	1622	0.241	390	328	0.2	0.3	2.921	A
2	746	187	404	1985	0.376	746	665	0.4	0.6	2.902	A
3	374	93	696	1681	0.223	374	454	0.2	0.3	2.754	A
4	658	165	350	1617	0.407	657	720	0.5	0.7	3.748	A

17:15 - 17:30

Arm	Total Demand (PCU/hr)	Junction Arrivals (PCU)	Circulating flow (PCU/hr)	Capacity (PCU/hr)	RFC	Throughput (PCU/hr)	Throughput (exit side) (PCU/hr)	Start queue (PCU)	End queue (PCU)	Delay (s)	Unsignalised level of service
1	478	119	832	1533	0.312	477	401	0.3	0.5	3.406	A
2	914	228	495	1929	0.474	913	815	0.6	0.9	3.539	A
3	458	115	852	1586	0.289	458	555	0.3	0.4	3.187	A
4	806	201	429	1575	0.512	805	881	0.7	1.0	4.665	A

17:30 - 17:45

Arm	Total Demand (PCU/hr)	Junction Arrivals (PCU)	Circulating flow (PCU/hr)	Capacity (PCU/hr)	RFC	Throughput (PCU/hr)	Throughput (exit side) (PCU/hr)	Start queue (PCU)	End queue (PCU)	Delay (s)	Unsignalised level of service
1	478	119	833	1533	0.312	478	402	0.5	0.5	3.411	A
2	914	228	495	1929	0.474	914	816	0.9	0.9	3.546	A
3	458	115	853	1586	0.289	458	556	0.4	0.4	3.192	A
4	806	201	429	1575	0.512	806	882	1.0	1.0	4.683	A

17:45 - 18:00

Arm	Total Demand (PCU/hr)	Junction Arrivals (PCU)	Circulating flow (PCU/hr)	Capacity (PCU/hr)	RFC	Throughput (PCU/hr)	Throughput (exit side) (PCU/hr)	Start queue (PCU)	End queue (PCU)	Delay (s)	Unsignalised level of service
1	390	98	682	1621	0.241	391	329	0.5	0.3	2.929	A
2	746	187	405	1985	0.376	747	667	0.9	0.6	2.911	A
3	374	93	698	1680	0.223	374	455	0.4	0.3	2.760	A
4	658	165	351	1617	0.407	659	721	1.0	0.7	3.763	A

18:00 - 18:15

Arm	Total Demand (PCU/hr)	Junction Arrivals (PCU)	Circulating flow (PCU/hr)	Capacity (PCU/hr)	RFC	Throughput (PCU/hr)	Throughput (exit side) (PCU/hr)	Start queue (PCU)	End queue (PCU)	Delay (s)	Unsignalised level of service
1	327	82	571	1686	0.194	327	275	0.3	0.2	2.651	A
2	625	156	339	2026	0.308	625	559	0.6	0.4	2.573	A
3	313	78	584	1749	0.179	313	381	0.3	0.2	2.508	A
4	551	138	294	1648	0.334	552	604	0.7	0.5	3.285	A

2028 Base + Comm, AM

Data Errors and Warnings

Severity	Area	Item	Description
Warning	Vehicle Mix		HV% is zero for all movements / time segments. Vehicle Mix matrix should be completed whether working in PCUs or Vehs. If HV% at the junction is genuinely zero, please ignore this warning.

Junction Network

Junctions

Junction	Name	Junction type	Use circulating lanes	Arm order	Junction Delay (s)	Junction LOS
1	untitled	Standard Roundabout		1, 2, 3, 4	5.06	A

Junction Network Options

Driving side	Lighting	Network residual capacity (%)	First arm reaching threshold
Left	Normal/unknown	27	Arm 4

Traffic Demand

Demand Set Details

ID	Scenario name	Time Period name	Traffic profile type	Start time (HH:mm)	Finish time (HH:mm)	Time segment length (min)	Run automatically
D3	2028 Base + Comm	AM	ONE HOUR	07:45	09:15	15	✓

Vehicle mix varies over turn	Vehicle mix varies over entry	Vehicle mix source	PCU Factor for a HV (PCU)
✓	✓	HV Percentages	2.00

Demand overview (Traffic)

Arm	Linked arm	Profile type	Use O-D data	Average Demand (PCU/hr)	Scaling Factor (%)
1		ONE HOUR	✓	343	100.000
2		ONE HOUR	✓	740	100.000
3		ONE HOUR	✓	643	100.000
4		ONE HOUR	✓	908	100.000

Origin-Destination Data

Demand (PCU/hr)

		To			
		1	2	3	4
From	1	0	101	194	48
	2	145	0	78	517
	3	239	211	0	193
	4	70	674	164	0

Vehicle Mix

Heavy Vehicle Percentages

		To			
		1	2	3	4
From	1	0	0	0	0
	2	0	0	0	0
	3	0	0	0	0
	4	0	0	0	0

Results

Results Summary for whole modelled period

Arm	Max RFC	Max Delay (s)	Max Queue (PCU)	Max LOS	Average Demand (PCU/hr)	Total Junction Arrivals (PCU)
1	0.28	3.72	0.4	A	315	472
2	0.42	3.15	0.7	A	679	1019
3	0.43	3.91	0.8	A	590	885
4	0.69	7.95	2.2	A	833	1250

Main Results for each time segment

07:45 - 08:00

Arm	Total Demand (PCU/hr)	Junction Arrivals (PCU)	Circulating flow (PCU/hr)	Capacity (PCU/hr)	RFC	Throughput (PCU/hr)	Throughput (exit side) (PCU/hr)	Start queue (PCU)	End queue (PCU)	Delay (s)	Unsignalised level of service
1	258	65	786	1560	0.166	257	341	0.0	0.2	2.762	A
2	557	139	305	2047	0.272	556	739	0.0	0.4	2.411	A
3	484	121	533	1779	0.272	483	327	0.0	0.4	2.774	A
4	684	171	447	1565	0.437	681	569	0.0	0.8	4.056	A

08:00 - 08:15

Arm	Total Demand (PCU/hr)	Junction Arrivals (PCU)	Circulating flow (PCU/hr)	Capacity (PCU/hr)	RFC	Throughput (PCU/hr)	Throughput (exit side) (PCU/hr)	Start queue (PCU)	End queue (PCU)	Delay (s)	Unsignalised level of service
1	308	77	941	1470	0.210	308	408	0.2	0.3	3.098	A
2	665	166	365	2010	0.331	665	885	0.4	0.5	2.676	A
3	578	145	638	1716	0.337	578	391	0.4	0.5	3.160	A
4	816	204	534	1517	0.538	815	681	0.8	1.2	5.111	A

08:15 - 08:30

Arm	Total Demand (PCU/hr)	Junction Arrivals (PCU)	Circulating flow (PCU/hr)	Capacity (PCU/hr)	RFC	Throughput (PCU/hr)	Throughput (exit side) (PCU/hr)	Start queue (PCU)	End queue (PCU)	Delay (s)	Unsignalised level of service
1	378	94	1151	1348	0.280	377	499	0.3	0.4	3.706	A
2	815	204	446	1959	0.416	814	1082	0.5	0.7	3.141	A
3	708	177	781	1629	0.435	707	479	0.5	0.8	3.899	A
4	1000	250	654	1452	0.688	996	834	1.2	2.2	7.815	A

08:30 - 08:45

Arm	Total Demand (PCU/hr)	Junction Arrivals (PCU)	Circulating flow (PCU/hr)	Capacity (PCU/hr)	RFC	Throughput (PCU/hr)	Throughput (exit side) (PCU/hr)	Start queue (PCU)	End queue (PCU)	Delay (s)	Unsignalised level of service
1	378	94	1155	1346	0.281	378	500	0.4	0.4	3.718	A
2	815	204	447	1959	0.416	815	1086	0.7	0.7	3.145	A
3	708	177	782	1629	0.435	708	480	0.8	0.8	3.908	A
4	1000	250	655	1452	0.689	1000	835	2.2	2.2	7.954	A

08:45 - 09:00

Arm	Total Demand (PCU/hr)	Junction Arrivals (PCU)	Circulating flow (PCU/hr)	Capacity (PCU/hr)	RFC	Throughput (PCU/hr)	Throughput (exit side) (PCU/hr)	Start queue (PCU)	End queue (PCU)	Delay (s)	Unsignalised level of service
1	308	77	947	1467	0.210	309	409	0.4	0.3	3.112	A
2	665	166	366	2009	0.331	666	890	0.7	0.5	2.681	A
3	578	145	639	1715	0.337	579	393	0.8	0.5	3.170	A
4	816	204	536	1517	0.538	820	682	2.2	1.2	5.199	A

09:00 - 09:15

Arm	Total Demand (PCU/hr)	Junction Arrivals (PCU)	Circulating flow (PCU/hr)	Capacity (PCU/hr)	RFC	Throughput (PCU/hr)	Throughput (exit side) (PCU/hr)	Start queue (PCU)	End queue (PCU)	Delay (s)	Unsignalised level of service
1	258	65	791	1557	0.166	258	342	0.3	0.2	2.774	A
2	557	139	306	2046	0.272	558	744	0.5	0.4	2.418	A
3	484	121	535	1778	0.272	485	329	0.5	0.4	2.783	A
4	684	171	448	1564	0.437	685	571	1.2	0.8	4.102	A

2028 Base + Comm, PM

Data Errors and Warnings

Severity	Area	Item	Description
Warning	Vehicle Mix		HV% is zero for all movements / time segments. Vehicle Mix matrix should be completed whether working in PCUs or Vehs. If HV% at the junction is genuinely zero, please ignore this warning.

Junction Network

Junctions

Junction	Name	Junction type	Use circulating lanes	Arm order	Junction Delay (s)	Junction LOS
1	untitled	Standard Roundabout		1, 2, 3, 4	4.16	A

Junction Network Options

Driving side	Lighting	Network residual capacity (%)	First arm reaching threshold
Left	Normal/unknown	54	Arm 4

Traffic Demand

Demand Set Details

ID	Scenario name	Time Period name	Traffic profile type	Start time (HH:mm)	Finish time (HH:mm)	Time segment length (min)	Run automatically
D4	2028 Base + Comm	PM	ONE HOUR	16:45	18:15	15	✓

Vehicle mix varies over turn	Vehicle mix varies over entry	Vehicle mix source	PCU Factor for a HV (PCU)
✓	✓	HV Percentages	2.00

Demand overview (Traffic)

Arm	Linked arm	Profile type	Use O-D data	Average Demand (PCU/hr)	Scaling Factor (%)
1		ONE HOUR	✓	459	100.000
2		ONE HOUR	✓	887	100.000
3		ONE HOUR	✓	430	100.000
4		ONE HOUR	✓	793	100.000

Origin-Destination Data

Demand (PCU/hr)

		To			
		1	2	3	4
From	1	0	163	220	76
	2	130	0	134	623
	3	181	102	0	147
	4	75	538	180	0

Vehicle Mix

Heavy Vehicle Percentages

		To			
		1	2	3	4
From	1	0	0	0	0
	2	0	0	0	0
	3	0	0	0	0
	4	0	0	0	0

Results

Results Summary for whole modelled period

Arm	Max RFC	Max Delay (s)	Max Queue (PCU)	Max LOS	Average Demand (PCU/hr)	Total Junction Arrivals (PCU)
1	0.34	3.65	0.5	A	421	632
2	0.51	3.85	1.0	A	814	1221
3	0.31	3.34	0.4	A	395	592
4	0.56	5.23	1.3	A	728	1092

Main Results for each time segment

16:45 - 17:00

Arm	Total Demand (PCU/hr)	Junction Arrivals (PCU)	Circulating flow (PCU/hr)	Capacity (PCU/hr)	RFC	Throughput (PCU/hr)	Throughput (exit side) (PCU/hr)	Start queue (PCU)	End queue (PCU)	Delay (s)	Unsignalised level of service
1	346	86	615	1660	0.208	345	290	0.0	0.3	2.734	A
2	668	167	357	2015	0.331	666	602	0.0	0.5	2.666	A
3	324	81	622	1725	0.188	323	401	0.0	0.2	2.565	A
4	597	149	310	1639	0.364	595	635	0.0	0.6	3.439	A

17:00 - 17:15

Arm	Total Demand (PCU/hr)	Junction Arrivals (PCU)	Circulating flow (PCU/hr)	Capacity (PCU/hr)	RFC	Throughput (PCU/hr)	Throughput (exit side) (PCU/hr)	Start queue (PCU)	End queue (PCU)	Delay (s)	Unsignalised level of service
1	413	103	736	1589	0.260	412	347	0.3	0.3	3.058	A
2	797	199	427	1971	0.405	797	721	0.5	0.7	3.064	A
3	387	97	745	1651	0.234	386	480	0.2	0.3	2.845	A
4	713	178	371	1606	0.444	712	760	0.6	0.8	4.021	A

17:15 - 17:30

Arm	Total Demand (PCU/hr)	Junction Arrivals (PCU)	Circulating flow (PCU/hr)	Capacity (PCU/hr)	RFC	Throughput (PCU/hr)	Throughput (exit side) (PCU/hr)	Start queue (PCU)	End queue (PCU)	Delay (s)	Unsignalised level of service
1	505	126	901	1493	0.338	505	424	0.3	0.5	3.640	A
2	977	244	523	1911	0.511	975	883	0.7	1.0	3.840	A
3	473	118	911	1550	0.305	473	587	0.3	0.4	3.339	A
4	873	218	454	1561	0.559	871	930	0.8	1.3	5.205	A

17:30 - 17:45

Arm	Total Demand (PCU/hr)	Junction Arrivals (PCU)	Circulating flow (PCU/hr)	Capacity (PCU/hr)	RFC	Throughput (PCU/hr)	Throughput (exit side) (PCU/hr)	Start queue (PCU)	End queue (PCU)	Delay (s)	Unsignalised level of service
1	505	126	903	1492	0.339	505	425	0.5	0.5	3.646	A
2	977	244	524	1911	0.511	977	884	1.0	1.0	3.852	A
3	473	118	913	1550	0.306	473	588	0.4	0.4	3.344	A
4	873	218	455	1561	0.559	873	931	1.3	1.3	5.234	A

17:45 - 18:00

Arm	Total Demand (PCU/hr)	Junction Arrivals (PCU)	Circulating flow (PCU/hr)	Capacity (PCU/hr)	RFC	Throughput (PCU/hr)	Throughput (exit side) (PCU/hr)	Start queue (PCU)	End queue (PCU)	Delay (s)	Unsignalised level of service
1	413	103	739	1588	0.260	413	348	0.5	0.4	3.068	A
2	797	199	429	1970	0.405	799	723	1.0	0.7	3.076	A
3	387	97	747	1650	0.234	387	481	0.4	0.3	2.850	A
4	713	178	372	1606	0.444	715	762	1.3	0.8	4.047	A

18:00 - 18:15

Arm	Total Demand (PCU/hr)	Junction Arrivals (PCU)	Circulating flow (PCU/hr)	Capacity (PCU/hr)	RFC	Throughput (PCU/hr)	Throughput (exit side) (PCU/hr)	Start queue (PCU)	End queue (PCU)	Delay (s)	Unsignalised level of service
1	346	86	618	1658	0.208	346	291	0.4	0.3	2.746	A
2	668	167	359	2014	0.332	669	605	0.7	0.5	2.679	A
3	324	81	625	1724	0.188	324	403	0.3	0.2	2.573	A
4	597	149	311	1639	0.364	598	638	0.8	0.6	3.461	A

2028 Base + Comm + Dev, AM

Data Errors and Warnings

Severity	Area	Item	Description
Warning	Vehicle Mix		HV% is zero for all movements / time segments. Vehicle Mix matrix should be completed whether working in PCUs or Vehs. If HV% at the junction is genuinely zero, please ignore this warning.

Junction Network

Junctions

Junction	Name	Junction type	Use circulating lanes	Arm order	Junction Delay (s)	Junction LOS
1	untitled	Standard Roundabout		1, 2, 3, 4	5.29	A

Junction Network Options

Driving side	Lighting	Network residual capacity (%)	First arm reaching threshold
Left	Normal/unknown	25	Arm 4

Traffic Demand

Demand Set Details

ID	Scenario name	Time Period name	Traffic profile type	Start time (HH:mm)	Finish time (HH:mm)	Time segment length (min)	Run automatically
D5	2028 Base + Comm + Dev	AM	ONE HOUR	07:45	09:15	15	✓

Vehicle mix varies over turn	Vehicle mix varies over entry	Vehicle mix source	PCU Factor for a HV (PCU)
✓	✓	HV Percentages	2.00

Demand overview (Traffic)

Arm	Linked arm	Profile type	Use O-D data	Average Demand (PCU/hr)	Scaling Factor (%)
1		ONE HOUR	✓	466	100.000
2		ONE HOUR	✓	774	100.000
3		ONE HOUR	✓	643	100.000
4		ONE HOUR	✓	914	100.000

Origin-Destination Data

Demand (PCU/hr)

		To			
		1	2	3	4
From	1	0	205	195	66
	2	169	0	79	526
	3	239	211	0	193
	4	74	676	164	0

Vehicle Mix

Heavy Vehicle Percentages

		To			
		1	2	3	4
From	1	0	0	0	0
	2	0	0	0	0
	3	0	0	0	0
	4	0	0	0	0

Results

Results Summary for whole modelled period

Arm	Max RFC	Max Delay (s)	Max Queue (PCU)	Max LOS	Average Demand (PCU/hr)	Total Junction Arrivals (PCU)
1	0.38	4.33	0.6	A	428	641
2	0.44	3.29	0.8	A	710	1065
3	0.44	4.06	0.8	A	590	885
4	0.70	8.34	2.3	A	839	1258

Main Results for each time segment

07:45 - 08:00

Arm	Total Demand (PCU/hr)	Junction Arrivals (PCU)	Circulating flow (PCU/hr)	Capacity (PCU/hr)	RFC	Throughput (PCU/hr)	Throughput (exit side) (PCU/hr)	Start queue (PCU)	End queue (PCU)	Delay (s)	Unsignalised level of service
1	351	88	788	1559	0.225	350	362	0.0	0.3	2.973	A
2	583	146	319	2038	0.286	581	819	0.0	0.4	2.468	A
3	484	121	571	1756	0.276	483	329	0.0	0.4	2.822	A
4	688	172	465	1555	0.442	685	589	0.0	0.8	4.121	A

08:00 - 08:15

Arm	Total Demand (PCU/hr)	Junction Arrivals (PCU)	Circulating flow (PCU/hr)	Capacity (PCU/hr)	RFC	Throughput (PCU/hr)	Throughput (exit side) (PCU/hr)	Start queue (PCU)	End queue (PCU)	Delay (s)	Unsignalised level of service
1	419	105	943	1469	0.285	418	433	0.3	0.4	3.425	A
2	696	174	382	1999	0.348	695	980	0.4	0.5	2.758	A
3	578	145	684	1688	0.342	577	393	0.4	0.5	3.239	A
4	822	205	556	1506	0.546	820	705	0.8	1.2	5.237	A

08:15 - 08:30

Arm	Total Demand (PCU/hr)	Junction Arrivals (PCU)	Circulating flow (PCU/hr)	Capacity (PCU/hr)	RFC	Throughput (PCU/hr)	Throughput (exit side) (PCU/hr)	Start queue (PCU)	End queue (PCU)	Delay (s)	Unsignalised level of service
1	513	128	1153	1347	0.381	512	530	0.4	0.6	4.309	A
2	852	213	467	1947	0.438	851	1198	0.5	0.8	3.283	A
3	708	177	837	1595	0.444	707	481	0.5	0.8	4.046	A
4	1006	252	681	1438	0.700	1002	863	1.2	2.3	8.175	A

08:30 - 08:45

Arm	Total Demand (PCU/hr)	Junction Arrivals (PCU)	Circulating flow (PCU/hr)	Capacity (PCU/hr)	RFC	Throughput (PCU/hr)	Throughput (exit side) (PCU/hr)	Start queue (PCU)	End queue (PCU)	Delay (s)	Unsignalised level of service
1	513	128	1157	1344	0.382	513	531	0.6	0.6	4.330	A
2	852	213	468	1946	0.438	852	1202	0.8	0.8	3.290	A
3	708	177	838	1595	0.444	708	482	0.8	0.8	4.058	A
4	1006	252	682	1438	0.700	1006	864	2.3	2.3	8.339	A

08:45 - 09:00

Arm	Total Demand (PCU/hr)	Junction Arrivals (PCU)	Circulating flow (PCU/hr)	Capacity (PCU/hr)	RFC	Throughput (PCU/hr)	Throughput (exit side) (PCU/hr)	Start queue (PCU)	End queue (PCU)	Delay (s)	Unsignalised level of service
1	419	105	949	1465	0.286	420	434	0.6	0.4	3.445	A
2	696	174	383	1998	0.348	697	986	0.8	0.5	2.769	A
3	578	145	685	1687	0.343	579	395	0.8	0.5	3.250	A
4	822	205	557	1505	0.546	826	707	2.3	1.2	5.336	A

09:00 - 09:15

Arm	Total Demand (PCU/hr)	Junction Arrivals (PCU)	Circulating flow (PCU/hr)	Capacity (PCU/hr)	RFC	Throughput (PCU/hr)	Throughput (exit side) (PCU/hr)	Start queue (PCU)	End queue (PCU)	Delay (s)	Unsignalised level of service
1	351	88	793	1556	0.225	351	363	0.4	0.3	2.990	A
2	583	146	321	2037	0.286	583	824	0.5	0.4	2.476	A
3	484	121	573	1755	0.276	485	330	0.5	0.4	2.836	A
4	688	172	467	1554	0.443	690	592	1.2	0.8	4.173	A

2028 Base + Comm + Dev, PM

Data Errors and Warnings

Severity	Area	Item	Description
Warning	Vehicle Mix		HV% is zero for all movements / time segments. Vehicle Mix matrix should be completed whether working in PCUs or Vehs. If HV% at the junction is genuinely zero, please ignore this warning.

Junction Network

Junctions

Junction	Name	Junction type	Use circulating lanes	Arm order	Junction Delay (s)	Junction LOS
1	untitled	Standard Roundabout		1, 2, 3, 4	4.57	A

Junction Network Options

Driving side	Lighting	Network residual capacity (%)	First arm reaching threshold
Left	Normal/unknown	45	Arm 4

Traffic Demand

Demand Set Details

ID	Scenario name	Time Period name	Traffic profile type	Start time (HH:mm)	Finish time (HH:mm)	Time segment length (min)	Run automatically
D6	2028 Base + Comm + Dev	PM	ONE HOUR	16:45	18:15	15	✓

Vehicle mix varies over turn	Vehicle mix varies over entry	Vehicle mix source	PCU Factor for a HV (PCU)
✓	✓	HV Percentages	2.00

Demand overview (Traffic)

Arm	Linked arm	Profile type	Use O-D data	Average Demand (PCU/hr)	Scaling Factor (%)
1		ONE HOUR	✓	512	100.000
2		ONE HOUR	✓	973	100.000
3		ONE HOUR	✓	430	100.000
4		ONE HOUR	✓	814	100.000

Origin-Destination Data

Demand (PCU/hr)

		To			
		1	2	3	4
From	1	0	208	220	84
	2	211	0	135	627
	3	181	102	0	147
	4	89	545	180	0

Vehicle Mix

Heavy Vehicle Percentages

		To			
		1	2	3	4
From	1	0	0	0	0
	2	0	0	0	0
	3	0	0	0	0
	4	0	0	0	0

Results

Results Summary for whole modelled period

Arm	Max RFC	Max Delay (s)	Max Queue (PCU)	Max LOS	Average Demand (PCU/hr)	Total Junction Arrivals (PCU)
1	0.38	3.89	0.6	A	470	705
2	0.56	4.31	1.3	A	893	1339
3	0.32	3.55	0.5	A	395	592
4	0.59	5.84	1.4	A	747	1120

Main Results for each time segment

16:45 - 17:00

Arm	Total Demand (PCU/hr)	Junction Arrivals (PCU)	Circulating flow (PCU/hr)	Capacity (PCU/hr)	RFC	Throughput (PCU/hr)	Throughput (exit side) (PCU/hr)	Start queue (PCU)	End queue (PCU)	Delay (s)	Unsignalised level of service
1	385	96	620	1657	0.233	384	361	0.0	0.3	2.826	A
2	733	183	363	2011	0.364	730	641	0.0	0.6	2.806	A
3	324	81	692	1683	0.192	323	401	0.0	0.2	2.645	A
4	613	153	371	1606	0.381	610	644	0.0	0.6	3.605	A

17:00 - 17:15

Arm	Total Demand (PCU/hr)	Junction Arrivals (PCU)	Circulating flow (PCU/hr)	Capacity (PCU/hr)	RFC	Throughput (PCU/hr)	Throughput (exit side) (PCU/hr)	Start queue (PCU)	End queue (PCU)	Delay (s)	Unsignalised level of service
1	460	115	742	1586	0.290	460	432	0.3	0.4	3.198	A
2	875	219	435	1967	0.445	874	768	0.6	0.8	3.291	A
3	387	97	828	1601	0.241	386	480	0.2	0.3	2.964	A
4	732	183	444	1567	0.467	731	771	0.6	0.9	4.300	A

17:15 - 17:30

Arm	Total Demand (PCU/hr)	Junction Arrivals (PCU)	Circulating flow (PCU/hr)	Capacity (PCU/hr)	RFC	Throughput (PCU/hr)	Throughput (exit side) (PCU/hr)	Start queue (PCU)	End queue (PCU)	Delay (s)	Unsignalised level of service
1	564	141	908	1489	0.379	563	529	0.4	0.6	3.884	A
2	1071	268	532	1906	0.562	1069	939	0.8	1.3	4.293	A
3	473	118	1013	1489	0.318	473	588	0.3	0.5	3.542	A
4	896	224	543	1513	0.592	894	943	0.9	1.4	5.797	A

17:30 - 17:45

Arm	Total Demand (PCU/hr)	Junction Arrivals (PCU)	Circulating flow (PCU/hr)	Capacity (PCU/hr)	RFC	Throughput (PCU/hr)	Throughput (exit side) (PCU/hr)	Start queue (PCU)	End queue (PCU)	Delay (s)	Unsignalised level of service
1	564	141	911	1488	0.379	564	530	0.6	0.6	3.895	A
2	1071	268	533	1905	0.562	1071	941	1.3	1.3	4.315	A
3	473	118	1015	1488	0.318	473	589	0.5	0.5	3.549	A
4	896	224	544	1512	0.593	896	945	1.4	1.4	5.842	A

17:45 - 18:00

Arm	Total Demand (PCU/hr)	Junction Arrivals (PCU)	Circulating flow (PCU/hr)	Capacity (PCU/hr)	RFC	Throughput (PCU/hr)	Throughput (exit side) (PCU/hr)	Start queue (PCU)	End queue (PCU)	Delay (s)	Unsignalised level of service
1	460	115	746	1584	0.291	461	433	0.6	0.4	3.207	A
2	875	219	436	1966	0.445	877	771	1.3	0.8	3.313	A
3	387	97	831	1599	0.242	387	482	0.5	0.3	2.970	A
4	732	183	445	1566	0.467	734	773	1.4	0.9	4.339	A

18:00 - 18:15

Arm	Total Demand (PCU/hr)	Junction Arrivals (PCU)	Circulating flow (PCU/hr)	Capacity (PCU/hr)	RFC	Throughput (PCU/hr)	Throughput (exit side) (PCU/hr)	Start queue (PCU)	End queue (PCU)	Delay (s)	Unsignalised level of service
1	385	96	624	1655	0.233	386	363	0.4	0.3	2.839	A
2	733	183	365	2010	0.364	733	645	0.8	0.6	2.821	A
3	324	81	695	1681	0.193	324	403	0.3	0.2	2.654	A
4	613	153	372	1606	0.382	614	647	0.9	0.6	3.633	A

APPENDIX Q A5208 County Road / Arbour Lane / Broad Lane / Mixed Use Access – ARCADY Results

Junctions 9

ARCADY 9 - Roundabout Module

Version: 9.5.1.7462
© Copyright TRL Limited, 2019

For sales and distribution information, program advice and maintenance, contact TRL:
+44 (0)1344 379777 software@trl.co.uk www.trlsoftware.co.uk

The users of this computer program for the solution of an engineering problem are in no way relieved of their responsibility for the correctness of the solution

Filename: A5208 County rd_Broad Lane_Arbour Lane_Commercial Access.j9
Path: C:\Users\Windows\mode Dropbox\Project\Manchester\2. Projects\J326949_Cherryfield Drive, Kirkby\4. Data\6. Junction Capacity Assessments\230926 Capacity Assessments\Junctions 9
Report generation date: 27/09/2023 07:55:29

»2022 Base, AM
»2022 Base, PM
»2028 Base + Comm, AM
»2028 Base + Comm, PM
»2028 Base + Comm + Dev, AM
»2028 Base + Comm + Dev, PM

Summary of junction performance

	AM							PM						
	Set ID	Queue (PCU)	Delay (s)	RFC	LOS	Junction Delay (s)	Network Residual Capacity	Set ID	Queue (PCU)	Delay (s)	RFC	LOS	Junction Delay (s)	Network Residual Capacity
	2022 Base													
Arm 1	D1	0.1	3.83	0.11	A	2.39	141 % [Arm 5]	D2	0.1	3.87	0.06	A	3.04	81 % [Arm 5]
Arm 2		0.5	2.10	0.32	A				0.9	2.81	0.47	A		
Arm 3		0.1	2.62	0.11	A				0.1	2.96	0.08	A		
Arm 4		0.4	1.98	0.30	A				0.3	1.74	0.22	A		
Arm 5		0.3	3.75	0.20	A				0.7	4.79	0.43	A		
	2028 Base + Comm													
Arm 1	D3	0.2	4.32	0.18	A	2.70	101 % [Arm 5]	D4	0.3	5.03	0.25	A	3.66	56 % [Arm 5]
Arm 2		0.6	2.28	0.36	A				1.2	3.42	0.54	A		
Arm 3		0.2	2.87	0.15	A				0.1	3.47	0.13	A		
Arm 4		0.6	2.21	0.36	A				0.4	1.94	0.28	A		
Arm 5		0.3	4.29	0.26	A				0.9	5.75	0.49	A		
	2028 Base + Comm + Dev													
Arm 1	D5	0.2	4.44	0.19	A	2.74	95 % [Arm 5]	D6	0.3	5.12	0.25	A	3.75	54 % [Arm 5]
Arm 2		0.6	2.31	0.36	A				1.3	3.56	0.56	A		
Arm 3		0.2	2.89	0.15	A				0.1	3.55	0.13	A		
Arm 4		0.6	2.29	0.38	A				0.4	1.97	0.29	A		
Arm 5		0.4	4.41	0.26	A				1.0	5.87	0.49	A		

There are warnings associated with one or more model runs - see the 'Data Errors and Warnings' tables for each Analysis or Demand Set.

Values shown are the highest values encountered over all time segments. Delay is the maximum value of average delay per arriving vehicle. Junction LOS and Junction Delay are demand-weighted averages. Network Residual Capacity indicates the amount by which network flow could be increased before a user-definable threshold (see Analysis Options) is met.

File summary

File Description

Title	(untitled)
Location	
Site number	
Date	22/11/2022
Version	
Status	(new file)
Identifier	
Client	
Jobnumber	
Enumerator	DESKTOP-J595SBC\Manchester Mode
Description	

Units

Distance units	Speed units	Traffic units input	Traffic units results	Flow units	Average delay units	Total delay units	Rate of delay units
m	kph	PCU	PCU	perHour	s	-Min	perMin

Analysis Options

Vehicle length (m)	Calculate Queue Percentiles	Calculate detailed queueing delay	Calculate residual capacity	Residual capacity criteria type	RFC Threshold	Average Delay threshold (s)	Queue threshold (PCU)
5.75			✓	Delay	0.85	36.00	20.00

Demand Set Summary

ID	Scenario name	Time Period name	Traffic profile type	Start time (HH:mm)	Finish time (HH:mm)	Time segment length (min)	Run automatically
D1	2022 Base	AM	ONE HOUR	07:45	09:15	15	✓
D2	2022 Base	PM	ONE HOUR	16:45	18:15	15	✓
D3	2028 Base + Comm	AM	ONE HOUR	07:45	09:15	15	✓
D4	2028 Base + Comm	PM	ONE HOUR	16:45	18:15	15	✓
D5	2028 Base + Comm + Dev	AM	ONE HOUR	07:45	09:15	15	✓
D6	2028 Base + Comm + Dev	PM	ONE HOUR	16:45	18:15	15	✓

Analysis Set Details

ID	Include in report	Network flow scaling factor (%)	Network capacity scaling factor (%)
A1	✓	100.000	100.000

2022 Base, AM

Data Errors and Warnings

Severity	Area	Item	Description
Warning	Vehicle Mix		HV% is zero for all movements / time segments. Vehicle Mix matrix should be completed whether working in PCUs or Vehs. If HV% at the junction is genuinely zero, please ignore this warning.

Junction Network

Junctions

Junction	Name	Junction type	Use circulating lanes	Arm order	Junction Delay (s)	Junction LOS
1	untitled	Standard Roundabout		1, 2, 3, 4, 5	2.39	A

Junction Network Options

Driving side	Lighting	Network residual capacity (%)	First arm reaching threshold
Left	Normal/unknown	141	Arm 5

Arms

Arms

Arm	Name	Description
1	Commercial Access	
2	A5208 SE	
3	Broad Lane	
4	A5208 NW	
5	Arbour Lane	

Roundabout Geometry

Arm	V - Approach road half-width (m)	E - Entry width (m)	l' - Effective flare length (m)	R - Entry radius (m)	D - Inscribed circle diameter (m)	PHI - Conflict (entry) angle (deg)	Exit only
1	3.65	6.90	11.9	19.0	68.0	58.0	
2	7.50	9.20	27.1	24.0	68.0	39.0	
3	4.30	7.40	30.0	51.0	68.0	34.0	
4	7.50	10.80	19.8	19.0	68.0	36.0	
5	4.10	6.80	10.5	20.0	68.0	50.0	

Slope / Intercept / Capacity

Roundabout Slope and Intercept used in model

Arm	Final slope	Final intercept (PCU/hr)
1	0.454	1469
2	0.659	2639
3	0.573	2041
4	0.694	2856
5	0.478	1574

The slope and intercept shown above include any corrections and adjustments.

Traffic Demand

Demand Set Details

ID	Scenario name	Time Period name	Traffic profile type	Start time (HH:mm)	Finish time (HH:mm)	Time segment length (min)	Run automatically
D1	2022 Base	AM	ONE HOUR	07:45	09:15	15	✓

Vehicle mix varies over turn	Vehicle mix varies over entry	Vehicle mix source	PCU Factor for a HV (PCU)
✓	✓	HV Percentages	2.00

Demand overview (Traffic)

Arm	Linked arm	Profile type	Use O-D data	Average Demand (PCU/hr)	Scaling Factor (%)
1		ONE HOUR	✓	109	100.000
2		ONE HOUR	✓	721	100.000
3		ONE HOUR	✓	162	100.000
4		ONE HOUR	✓	702	100.000
5		ONE HOUR	✓	224	100.000

Origin-Destination Data

Demand (PCU/hr)

		To				
		1	2	3	4	5
From	1	1	62	13	23	10
	2	43	3	53	451	171
	3	9	70	4	48	31
	4	37	480	49	1	135
	5	13	128	15	67	1

Vehicle Mix

Heavy Vehicle Percentages

		To				
		1	2	3	4	5
From	1	0	0	0	0	0
	2	0	0	0	0	0
	3	0	0	0	0	0
	4	0	0	0	0	0
	5	0	0	0	0	0

Results

Results Summary for whole modelled period

Arm	Max RFC	Max Delay (s)	Max Queue (PCU)	Max LOS	Average Demand (PCU/hr)	Total Junction Arrivals (PCU)
1	0.11	3.83	0.1	A	100	150
2	0.32	2.10	0.5	A	662	992
3	0.11	2.62	0.1	A	149	223
4	0.30	1.98	0.4	A	644	966
5	0.20	3.75	0.3	A	206	308

Main Results for each time segment

07:45 - 08:00

Arm	Total Demand (PCU/hr)	Junction Arrivals (PCU)	Circulating flow (PCU/hr)	Capacity (PCU/hr)	RFC	Throughput (PCU/hr)	Throughput (exit side) (PCU/hr)	Start queue (PCU)	End queue (PCU)	Delay (s)	Unsignalised level of service
1	82	21	614	1190	0.069	82	77	0.0	0.1	3.248	A
2	543	136	138	2548	0.213	542	558	0.0	0.3	1.794	A
3	122	30	579	1709	0.071	122	101	0.0	0.1	2.268	A
4	529	132	258	2677	0.197	528	443	0.0	0.2	1.674	A
5	169	42	524	1324	0.127	168	261	0.0	0.1	3.113	A

08:00 - 08:15

Arm	Total Demand (PCU/hr)	Junction Arrivals (PCU)	Circulating flow (PCU/hr)	Capacity (PCU/hr)	RFC	Throughput (PCU/hr)	Throughput (exit side) (PCU/hr)	Start queue (PCU)	End queue (PCU)	Delay (s)	Unsignalised level of service
1	98	24	735	1135	0.086	98	93	0.1	0.1	3.469	A
2	648	162	165	2530	0.256	648	668	0.3	0.3	1.911	A
3	146	36	693	1644	0.089	146	120	0.1	0.1	2.402	A
4	631	158	308	2642	0.239	631	530	0.2	0.3	1.789	A
5	201	50	626	1275	0.158	201	313	0.1	0.2	3.353	A

08:15 - 08:30

Arm	Total Demand (PCU/hr)	Junction Arrivals (PCU)	Circulating flow (PCU/hr)	Capacity (PCU/hr)	RFC	Throughput (PCU/hr)	Throughput (exit side) (PCU/hr)	Start queue (PCU)	End queue (PCU)	Delay (s)	Unsignalised level of service
1	120	30	900	1061	0.113	120	113	0.1	0.1	3.826	A
2	794	198	202	2506	0.317	793	817	0.3	0.5	2.102	A
3	178	45	848	1554	0.115	178	147	0.1	0.1	2.615	A
4	773	193	377	2594	0.298	772	649	0.3	0.4	1.976	A
5	247	62	767	1207	0.204	246	383	0.2	0.3	3.746	A

08:30 - 08:45

Arm	Total Demand (PCU/hr)	Junction Arrivals (PCU)	Circulating flow (PCU/hr)	Capacity (PCU/hr)	RFC	Throughput (PCU/hr)	Throughput (exit side) (PCU/hr)	Start queue (PCU)	End queue (PCU)	Delay (s)	Unsignalised level of service
1	120	30	901	1060	0.113	120	113	0.1	0.1	3.827	A
2	794	198	203	2506	0.317	794	818	0.5	0.5	2.102	A
3	178	45	849	1554	0.115	178	148	0.1	0.1	2.616	A
4	773	193	378	2594	0.298	773	650	0.4	0.4	1.976	A
5	247	62	767	1207	0.204	247	383	0.3	0.3	3.746	A

08:45 - 09:00

Arm	Total Demand (PCU/hr)	Junction Arrivals (PCU)	Circulating flow (PCU/hr)	Capacity (PCU/hr)	RFC	Throughput (PCU/hr)	Throughput (exit side) (PCU/hr)	Start queue (PCU)	End queue (PCU)	Delay (s)	Unsignalised level of service
1	98	24	736	1135	0.086	98	93	0.1	0.1	3.471	A
2	648	162	166	2530	0.256	649	669	0.5	0.3	1.916	A
3	146	36	694	1643	0.089	146	121	0.1	0.1	2.404	A
4	631	158	309	2642	0.239	632	531	0.4	0.3	1.792	A
5	201	50	627	1274	0.158	202	313	0.3	0.2	3.359	A

09:00 - 09:15

Arm	Total Demand (PCU/hr)	Junction Arrivals (PCU)	Circulating flow (PCU/hr)	Capacity (PCU/hr)	RFC	Throughput (PCU/hr)	Throughput (exit side) (PCU/hr)	Start queue (PCU)	End queue (PCU)	Delay (s)	Unsignalised level of service
1	82	21	616	1189	0.069	82	78	0.1	0.1	3.251	A
2	543	136	139	2548	0.213	543	560	0.3	0.3	1.798	A
3	122	30	581	1708	0.071	122	101	0.1	0.1	2.270	A
4	529	132	258	2677	0.197	529	444	0.3	0.2	1.677	A
5	169	42	525	1323	0.127	169	262	0.2	0.1	3.118	A

2022 Base, PM

Data Errors and Warnings

Severity	Area	Item	Description
Warning	Vehicle Mix		HV% is zero for all movements / time segments. Vehicle Mix matrix should be completed whether working in PCUs or Vehs. If HV% at the junction is genuinely zero, please ignore this warning.

Junction Network

Junctions

Junction	Name	Junction type	Use circulating lanes	Arm order	Junction Delay (s)	Junction LOS
1	untitled	Standard Roundabout		1, 2, 3, 4, 5	3.04	A

Junction Network Options

Driving side	Lighting	Network residual capacity (%)	First arm reaching threshold
Left	Normal/unknown	81	Arm 5

Traffic Demand

Demand Set Details

ID	Scenario name	Time Period name	Traffic profile type	Start time (HH:mm)	Finish time (HH:mm)	Time segment length (min)	Run automatically
D2	2022 Base	PM	ONE HOUR	16:45	18:15	15	✓

Vehicle mix varies over turn	Vehicle mix varies over entry	Vehicle mix source	PCU Factor for a HV (PCU)
✓	✓	HV Percentages	2.00

Demand overview (Traffic)

Arm	Linked arm	Profile type	Use O-D data	Average Demand (PCU/hr)	Scaling Factor (%)
1		ONE HOUR	✓	51	100.000
2		ONE HOUR	✓	1026	100.000
3		ONE HOUR	✓	100	100.000
4		ONE HOUR	✓	522	100.000
5		ONE HOUR	✓	507	100.000

Origin-Destination Data

Demand (PCU/hr)

		To				
		1	2	3	4	5
From	1	0	24	4	19	4
	2	18	2	111	705	190
	3	5	44	0	29	22
	4	13	409	10	0	90
	5	4	227	82	194	0

Vehicle Mix

Heavy Vehicle Percentages

		To				
		1	2	3	4	5
From	1	0	0	0	0	0
	2	0	0	0	0	0
	3	0	0	0	0	0
	4	0	0	0	0	0
	5	0	0	0	0	0

Results

Results Summary for whole modelled period

Arm	Max RFC	Max Delay (s)	Max Queue (PCU)	Max LOS	Average Demand (PCU/hr)	Total Junction Arrivals (PCU)
1	0.06	3.87	0.1	A	47	70
2	0.47	2.81	0.9	A	941	1412
3	0.08	2.96	0.1	A	92	138
4	0.22	1.74	0.3	A	479	718
5	0.43	4.79	0.7	A	465	698

Main Results for each time segment

16:45 - 17:00

Arm	Total Demand (PCU/hr)	Junction Arrivals (PCU)	Circulating flow (PCU/hr)	Capacity (PCU/hr)	RFC	Throughput (PCU/hr)	Throughput (exit side) (PCU/hr)	Start queue (PCU)	End queue (PCU)	Delay (s)	Unsignalised level of service
1	38	10	727	1139	0.034	38	30	0.0	0.0	3.269	A
2	772	193	235	2484	0.311	771	530	0.0	0.4	2.099	A
3	75	19	850	1553	0.048	75	155	0.0	0.1	2.434	A
4	393	98	214	2708	0.145	392	711	0.0	0.2	1.554	A
5	382	95	376	1394	0.274	380	230	0.0	0.4	3.547	A

17:00 - 17:15

Arm	Total Demand (PCU/hr)	Junction Arrivals (PCU)	Circulating flow (PCU/hr)	Capacity (PCU/hr)	RFC	Throughput (PCU/hr)	Throughput (exit side) (PCU/hr)	Start queue (PCU)	End queue (PCU)	Delay (s)	Unsignalised level of service
1	46	11	870	1074	0.043	46	36	0.0	0.0	3.499	A
2	922	231	281	2454	0.376	922	634	0.4	0.6	2.348	A
3	90	22	1017	1458	0.062	90	186	0.1	0.1	2.631	A
4	469	117	256	2678	0.175	469	851	0.2	0.2	1.628	A
5	456	114	450	1359	0.335	455	275	0.4	0.5	3.983	A

17:15 - 17:30

Arm	Total Demand (PCU/hr)	Junction Arrivals (PCU)	Circulating flow (PCU/hr)	Capacity (PCU/hr)	RFC	Throughput (PCU/hr)	Throughput (exit side) (PCU/hr)	Start queue (PCU)	End queue (PCU)	Delay (s)	Unsignalised level of service
1	56	14	1065	986	0.057	56	44	0.0	0.1	3.871	A
2	1130	282	344	2412	0.468	1129	777	0.6	0.9	2.801	A
3	110	28	1245	1327	0.083	110	228	0.1	0.1	2.957	A
4	575	144	313	2639	0.218	574	1041	0.2	0.3	1.743	A
5	558	140	551	1310	0.426	557	337	0.5	0.7	4.774	A

17:30 - 17:45

Arm	Total Demand (PCU/hr)	Junction Arrivals (PCU)	Circulating flow (PCU/hr)	Capacity (PCU/hr)	RFC	Throughput (PCU/hr)	Throughput (exit side) (PCU/hr)	Start queue (PCU)	End queue (PCU)	Delay (s)	Unsignalised level of service
1	56	14	1066	985	0.057	56	44	0.1	0.1	3.873	A
2	1130	282	345	2412	0.468	1130	777	0.9	0.9	2.807	A
3	110	28	1246	1326	0.083	110	228	0.1	0.1	2.959	A
4	575	144	314	2638	0.218	575	1043	0.3	0.3	1.743	A
5	558	140	552	1310	0.426	558	337	0.7	0.7	4.786	A

17:45 - 18:00

Arm	Total Demand (PCU/hr)	Junction Arrivals (PCU)	Circulating flow (PCU/hr)	Capacity (PCU/hr)	RFC	Throughput (PCU/hr)	Throughput (exit side) (PCU/hr)	Start queue (PCU)	End queue (PCU)	Delay (s)	Unsignalised level of service
1	46	11	871	1074	0.043	46	36	0.1	0.0	3.505	A
2	922	231	282	2453	0.376	923	635	0.9	0.6	2.354	A
3	90	22	1019	1457	0.062	90	186	0.1	0.1	2.635	A
4	469	117	257	2678	0.175	470	852	0.3	0.2	1.631	A
5	456	114	451	1358	0.336	457	275	0.7	0.5	3.997	A

18:00 - 18:15

Arm	Total Demand (PCU/hr)	Junction Arrivals (PCU)	Circulating flow (PCU/hr)	Capacity (PCU/hr)	RFC	Throughput (PCU/hr)	Throughput (exit side) (PCU/hr)	Start queue (PCU)	End queue (PCU)	Delay (s)	Unsignalised level of service
1	38	10	729	1138	0.034	38	30	0.0	0.0	3.276	A
2	772	193	236	2484	0.311	773	532	0.6	0.5	2.106	A
3	75	19	853	1552	0.049	75	156	0.1	0.1	2.439	A
4	393	98	215	2707	0.145	393	714	0.2	0.2	1.555	A
5	382	95	377	1393	0.274	382	231	0.5	0.4	3.563	A

2028 Base + Comm, AM

Data Errors and Warnings

Severity	Area	Item	Description
Warning	Vehicle Mix		HV% is zero for all movements / time segments. Vehicle Mix matrix should be completed whether working in PCUs or Vehs. If HV% at the junction is genuinely zero, please ignore this warning.

Junction Network

Junctions

Junction	Name	Junction type	Use circulating lanes	Arm order	Junction Delay (s)	Junction LOS
1	untitled	Standard Roundabout		1, 2, 3, 4, 5	2.70	A

Junction Network Options

Driving side	Lighting	Network residual capacity (%)	First arm reaching threshold
Left	Normal/unknown	101	Arm 5

Traffic Demand

Demand Set Details

ID	Scenario name	Time Period name	Traffic profile type	Start time (HH:mm)	Finish time (HH:mm)	Time segment length (min)	Run automatically
D3	2028 Base + Comm	AM	ONE HOUR	07:45	09:15	15	✓

Vehicle mix varies over turn	Vehicle mix varies over entry	Vehicle mix source	PCU Factor for a HV (PCU)
✓	✓	HV Percentages	2.00

Demand overview (Traffic)

Arm	Linked arm	Profile type	Use O-D data	Average Demand (PCU/hr)	Scaling Factor (%)
1		ONE HOUR	✓	169	100.000
2		ONE HOUR	✓	793	100.000
3		ONE HOUR	✓	196	100.000
4		ONE HOUR	✓	832	100.000
5		ONE HOUR	✓	263	100.000

Origin-Destination Data

Demand (PCU/hr)

		To				
		1	2	3	4	5
From	1	1	62	20	76	10
	2	58	3	60	478	194
	3	25	83	4	51	33
	4	109	509	52	1	161
	5	13	152	16	81	1

Vehicle Mix

Heavy Vehicle Percentages

		To				
		1	2	3	4	5
From	1	0	0	0	0	0
	2	0	0	0	0	0
	3	0	0	0	0	0
	4	0	0	0	0	0
	5	0	0	0	0	0

Results

Results Summary for whole modelled period

Arm	Max RFC	Max Delay (s)	Max Queue (PCU)	Max LOS	Average Demand (PCU/hr)	Total Junction Arrivals (PCU)
1	0.18	4.32	0.2	A	155	233
2	0.36	2.28	0.6	A	728	1092
3	0.15	2.87	0.2	A	180	270
4	0.36	2.21	0.6	A	763	1145
5	0.26	4.29	0.3	A	241	362

Main Results for each time segment

07:45 - 08:00

Arm	Total Demand (PCU/hr)	Junction Arrivals (PCU)	Circulating flow (PCU/hr)	Capacity (PCU/hr)	RFC	Throughput (PCU/hr)	Throughput (exit side) (PCU/hr)	Start queue (PCU)	End queue (PCU)	Delay (s)	Unsignalised level of service
1	127	32	677	1162	0.110	127	155	0.0	0.1	3.476	A
2	597	149	197	2509	0.238	596	608	0.0	0.3	1.881	A
3	148	37	678	1652	0.089	147	114	0.0	0.1	2.392	A
4	626	157	309	2641	0.237	625	516	0.0	0.3	1.785	A
5	198	50	635	1270	0.156	197	300	0.0	0.2	3.353	A

08:00 - 08:15

Arm	Total Demand (PCU/hr)	Junction Arrivals (PCU)	Circulating flow (PCU/hr)	Capacity (PCU/hr)	RFC	Throughput (PCU/hr)	Throughput (exit side) (PCU/hr)	Start queue (PCU)	End queue (PCU)	Delay (s)	Unsignalised level of service
1	152	38	810	1101	0.138	152	185	0.1	0.2	3.791	A
2	713	178	235	2484	0.287	713	727	0.3	0.4	2.032	A
3	176	44	811	1576	0.112	176	137	0.1	0.1	2.571	A
4	748	187	370	2599	0.288	748	617	0.3	0.4	1.944	A
5	236	59	759	1211	0.195	236	359	0.2	0.2	3.692	A

08:15 - 08:30

Arm	Total Demand (PCU/hr)	Junction Arrivals (PCU)	Circulating flow (PCU/hr)	Capacity (PCU/hr)	RFC	Throughput (PCU/hr)	Throughput (exit side) (PCU/hr)	Start queue (PCU)	End queue (PCU)	Delay (s)	Unsignalised level of service
1	186	47	992	1019	0.183	186	227	0.2	0.2	4.321	A
2	873	218	288	2449	0.357	873	890	0.4	0.6	2.283	A
3	216	54	993	1471	0.147	216	167	0.1	0.2	2.866	A
4	916	229	453	2542	0.360	915	756	0.4	0.6	2.212	A
5	290	72	930	1130	0.256	289	439	0.2	0.3	4.281	A

08:30 - 08:45

Arm	Total Demand (PCU/hr)	Junction Arrivals (PCU)	Circulating flow (PCU/hr)	Capacity (PCU/hr)	RFC	Throughput (PCU/hr)	Throughput (exit side) (PCU/hr)	Start queue (PCU)	End queue (PCU)	Delay (s)	Unsignalised level of service
1	186	47	993	1018	0.183	186	227	0.2	0.2	4.325	A
2	873	218	288	2449	0.357	873	891	0.6	0.6	2.284	A
3	216	54	994	1471	0.147	216	167	0.2	0.2	2.867	A
4	916	229	454	2541	0.360	916	756	0.6	0.6	2.214	A
5	290	72	930	1129	0.256	290	439	0.3	0.3	4.286	A

08:45 - 09:00

Arm	Total Demand (PCU/hr)	Junction Arrivals (PCU)	Circulating flow (PCU/hr)	Capacity (PCU/hr)	RFC	Throughput (PCU/hr)	Throughput (exit side) (PCU/hr)	Start queue (PCU)	End queue (PCU)	Delay (s)	Unsignalised level of service
1	152	38	812	1101	0.138	152	185	0.2	0.2	3.798	A
2	713	178	236	2484	0.287	713	728	0.6	0.4	2.034	A
3	176	44	813	1575	0.112	176	137	0.2	0.1	2.573	A
4	748	187	371	2599	0.288	749	618	0.6	0.4	1.946	A
5	236	59	760	1211	0.195	237	359	0.3	0.2	3.697	A

09:00 - 09:15

Arm	Total Demand (PCU/hr)	Junction Arrivals (PCU)	Circulating flow (PCU/hr)	Capacity (PCU/hr)	RFC	Throughput (PCU/hr)	Throughput (exit side) (PCU/hr)	Start queue (PCU)	End queue (PCU)	Delay (s)	Unsignalised level of service
1	127	32	680	1161	0.110	127	155	0.2	0.1	3.484	A
2	597	149	197	2509	0.238	597	610	0.4	0.3	1.885	A
3	148	37	680	1651	0.089	148	115	0.1	0.1	2.396	A
4	626	157	310	2641	0.237	627	518	0.4	0.3	1.789	A
5	198	50	637	1270	0.156	198	301	0.2	0.2	3.359	A

2028 Base + Comm, PM

Data Errors and Warnings

Severity	Area	Item	Description
Warning	Vehicle Mix		HV% is zero for all movements / time segments. Vehicle Mix matrix should be completed whether working in PCUs or Vehs. If HV% at the junction is genuinely zero, please ignore this warning.

Junction Network

Junctions

Junction	Name	Junction type	Use circulating lanes	Arm order	Junction Delay (s)	Junction LOS
1	untitled	Standard Roundabout		1, 2, 3, 4, 5	3.66	A

Junction Network Options

Driving side	Lighting	Network residual capacity (%)	First arm reaching threshold
Left	Normal/unknown	56	Arm 5

Traffic Demand

Demand Set Details

ID	Scenario name	Time Period name	Traffic profile type	Start time (HH:mm)	Finish time (HH:mm)	Time segment length (min)	Run automatically
D4	2028 Base + Comm	PM	ONE HOUR	16:45	18:15	15	✓

Vehicle mix varies over turn	Vehicle mix varies over entry	Vehicle mix source	PCU Factor for a HV (PCU)
✓	✓	HV Percentages	2.00

Demand overview (Traffic)

Arm	Linked arm	Profile type	Use O-D data	Average Demand (PCU/hr)	Scaling Factor (%)
1		ONE HOUR	✓	218	100.000
2		ONE HOUR	✓	1139	100.000
3		ONE HOUR	✓	137	100.000
4		ONE HOUR	✓	640	100.000
5		ONE HOUR	✓	536	100.000

Origin-Destination Data

Demand (PCU/hr)

		To				
		1	2	3	4	5
From	1	0	63	29	122	4
	2	67	2	120	744	206
	3	24	51	0	31	31
	4	92	432	11	0	105
	5	4	240	87	205	0

Vehicle Mix

Heavy Vehicle Percentages

		To				
		1	2	3	4	5
From	1	0	0	0	0	0
	2	0	0	0	0	0
	3	0	0	0	0	0
	4	0	0	0	0	0
	5	0	0	0	0	0

Results

Results Summary for whole modelled period

Arm	Max RFC	Max Delay (s)	Max Queue (PCU)	Max LOS	Average Demand (PCU/hr)	Total Junction Arrivals (PCU)
1	0.25	5.03	0.3	A	200	300
2	0.54	3.42	1.2	A	1045	1568
3	0.13	3.47	0.1	A	126	189
4	0.28	1.94	0.4	A	587	881
5	0.49	5.75	0.9	A	492	738

Main Results for each time segment

16:45 - 17:00

Arm	Total Demand (PCU/hr)	Junction Arrivals (PCU)	Circulating flow (PCU/hr)	Capacity (PCU/hr)	RFC	Throughput (PCU/hr)	Throughput (exit side) (PCU/hr)	Start queue (PCU)	End queue (PCU)	Delay (s)	Unsignalised level of service
1	164	41	771	1119	0.147	163	140	0.0	0.2	3.766	A
2	857	214	343	2413	0.355	855	592	0.0	0.5	2.308	A
3	103	26	1013	1460	0.071	103	185	0.0	0.1	2.652	A
4	482	120	289	2656	0.181	481	827	0.0	0.2	1.655	A
5	404	101	510	1330	0.303	402	260	0.0	0.4	3.871	A

17:00 - 17:15

Arm	Total Demand (PCU/hr)	Junction Arrivals (PCU)	Circulating flow (PCU/hr)	Capacity (PCU/hr)	RFC	Throughput (PCU/hr)	Throughput (exit side) (PCU/hr)	Start queue (PCU)	End queue (PCU)	Delay (s)	Unsignalised level of service
1	196	49	923	1050	0.187	196	168	0.2	0.2	4.213	A
2	1024	256	411	2368	0.432	1023	708	0.5	0.8	2.675	A
3	123	31	1212	1346	0.092	123	222	0.1	0.1	2.943	A
4	575	144	346	2616	0.220	575	990	0.2	0.3	1.763	A
5	482	120	610	1282	0.376	481	311	0.4	0.6	4.490	A

17:15 - 17:30

Arm	Total Demand (PCU/hr)	Junction Arrivals (PCU)	Circulating flow (PCU/hr)	Capacity (PCU/hr)	RFC	Throughput (PCU/hr)	Throughput (exit side) (PCU/hr)	Start queue (PCU)	End queue (PCU)	Delay (s)	Unsignalised level of service
1	240	60	1130	956	0.251	240	206	0.2	0.3	5.020	A
2	1254	314	503	2307	0.544	1252	867	0.8	1.2	3.406	A
3	151	38	1484	1190	0.127	151	271	0.1	0.1	3.463	A
4	705	176	423	2562	0.275	704	1211	0.3	0.4	1.937	A
5	590	148	747	1217	0.485	589	381	0.6	0.9	5.721	A

17:30 - 17:45

Arm	Total Demand (PCU/hr)	Junction Arrivals (PCU)	Circulating flow (PCU/hr)	Capacity (PCU/hr)	RFC	Throughput (PCU/hr)	Throughput (exit side) (PCU/hr)	Start queue (PCU)	End queue (PCU)	Delay (s)	Unsignalised level of service
1	240	60	1132	955	0.251	240	206	0.3	0.3	5.031	A
2	1254	314	504	2307	0.544	1254	868	1.2	1.2	3.419	A
3	151	38	1486	1189	0.127	151	272	0.1	0.1	3.467	A
4	705	176	424	2562	0.275	705	1213	0.4	0.4	1.938	A
5	590	148	748	1217	0.485	590	381	0.9	0.9	5.745	A

17:45 - 18:00

Arm	Total Demand (PCU/hr)	Junction Arrivals (PCU)	Circulating flow (PCU/hr)	Capacity (PCU/hr)	RFC	Throughput (PCU/hr)	Throughput (exit side) (PCU/hr)	Start queue (PCU)	End queue (PCU)	Delay (s)	Unsignalised level of service
1	196	49	926	1049	0.187	196	168	0.3	0.2	4.226	A
2	1024	256	413	2367	0.433	1026	709	1.2	0.8	2.688	A
3	123	31	1216	1344	0.092	123	223	0.1	0.1	2.951	A
4	575	144	347	2616	0.220	576	993	0.4	0.3	1.764	A
5	482	120	611	1282	0.376	483	311	0.9	0.6	4.514	A

18:00 - 18:15

Arm	Total Demand (PCU/hr)	Junction Arrivals (PCU)	Circulating flow (PCU/hr)	Capacity (PCU/hr)	RFC	Throughput (PCU/hr)	Throughput (exit side) (PCU/hr)	Start queue (PCU)	End queue (PCU)	Delay (s)	Unsignalised level of service
1	164	41	775	1117	0.147	164	141	0.2	0.2	3.780	A
2	857	214	345	2411	0.356	858	594	0.8	0.6	2.320	A
3	103	26	1018	1457	0.071	103	186	0.1	0.1	2.657	A
4	482	120	290	2655	0.181	482	831	0.3	0.2	1.658	A
5	404	101	511	1329	0.304	404	261	0.6	0.4	3.895	A

2028 Base + Comm + Dev, AM

Data Errors and Warnings

Severity	Area	Item	Description
Warning	Vehicle Mix		HV% is zero for all movements / time segments. Vehicle Mix matrix should be completed whether working in PCUs or Vehs. If HV% at the junction is genuinely zero, please ignore this warning.

Junction Network

Junctions

Junction	Name	Junction type	Use circulating lanes	Arm order	Junction Delay (s)	Junction LOS
1	untitled	Standard Roundabout		1, 2, 3, 4, 5	2.74	A

Junction Network Options

Driving side	Lighting	Network residual capacity (%)	First arm reaching threshold
Left	Normal/unknown	95	Arm 5

Traffic Demand

Demand Set Details

ID	Scenario name	Time Period name	Traffic profile type	Start time (HH:mm)	Finish time (HH:mm)	Time segment length (min)	Run automatically
D5	2028 Base + Comm + Dev	AM	ONE HOUR	07:45	09:15	15	✓

Vehicle mix varies over turn	Vehicle mix varies over entry	Vehicle mix source	PCU Factor for a HV (PCU)
✓	✓	HV Percentages	2.00

Demand overview (Traffic)

Arm	Linked arm	Profile type	Use O-D data	Average Demand (PCU/hr)	Scaling Factor (%)
1		ONE HOUR	✓	169	100.000
2		ONE HOUR	✓	806	100.000
3		ONE HOUR	✓	196	100.000
4		ONE HOUR	✓	878	100.000
5		ONE HOUR	✓	264	100.000

Origin-Destination Data

Demand (PCU/hr)

		To				
		1	2	3	4	5
From	1	1	62	20	76	10
	2	58	3	60	491	194
	3	25	83	4	51	33
	4	109	553	52	1	163
	5	13	152	16	82	1

Vehicle Mix

Heavy Vehicle Percentages

		To				
		1	2	3	4	5
From	1	0	0	0	0	0
	2	0	0	0	0	0
	3	0	0	0	0	0
	4	0	0	0	0	0
	5	0	0	0	0	0

Results

Results Summary for whole modelled period

Arm	Max RFC	Max Delay (s)	Max Queue (PCU)	Max LOS	Average Demand (PCU/hr)	Total Junction Arrivals (PCU)
1	0.19	4.44	0.2	A	155	233
2	0.36	2.31	0.6	A	740	1109
3	0.15	2.89	0.2	A	180	270
4	0.38	2.29	0.6	A	806	1209
5	0.26	4.41	0.4	A	242	363

Main Results for each time segment

07:45 - 08:00

Arm	Total Demand (PCU/hr)	Junction Arrivals (PCU)	Circulating flow (PCU/hr)	Capacity (PCU/hr)	RFC	Throughput (PCU/hr)	Throughput (exit side) (PCU/hr)	Start queue (PCU)	End queue (PCU)	Delay (s)	Unsignalised level of service
1	127	32	711	1146	0.111	127	155	0.0	0.1	3.529	A
2	607	152	197	2509	0.242	606	641	0.0	0.3	1.891	A
3	148	37	689	1646	0.090	147	114	0.0	0.1	2.402	A
4	661	165	309	2641	0.250	660	526	0.0	0.3	1.816	A
5	199	50	668	1255	0.158	198	301	0.0	0.2	3.405	A

08:00 - 08:15

Arm	Total Demand (PCU/hr)	Junction Arrivals (PCU)	Circulating flow (PCU/hr)	Capacity (PCU/hr)	RFC	Throughput (PCU/hr)	Throughput (exit side) (PCU/hr)	Start queue (PCU)	End queue (PCU)	Delay (s)	Unsignalised level of service
1	152	38	851	1083	0.140	152	185	0.1	0.2	3.866	A
2	725	181	236	2483	0.292	724	766	0.3	0.4	2.046	A
3	176	44	824	1568	0.112	176	137	0.1	0.1	2.585	A
4	789	197	370	2599	0.304	789	630	0.3	0.4	1.988	A
5	237	59	799	1192	0.199	237	360	0.2	0.2	3.769	A

08:15 - 08:30

Arm	Total Demand (PCU/hr)	Junction Arrivals (PCU)	Circulating flow (PCU/hr)	Capacity (PCU/hr)	RFC	Throughput (PCU/hr)	Throughput (exit side) (PCU/hr)	Start queue (PCU)	End queue (PCU)	Delay (s)	Unsignalised level of service
1	186	47	1042	996	0.187	186	227	0.2	0.2	4.440	A
2	887	222	289	2448	0.362	887	938	0.4	0.6	2.304	A
3	216	54	1009	1462	0.148	216	167	0.1	0.2	2.887	A
4	967	242	453	2542	0.380	966	771	0.4	0.6	2.283	A
5	291	73	978	1107	0.263	290	441	0.2	0.4	4.408	A

08:30 - 08:45

Arm	Total Demand (PCU/hr)	Junction Arrivals (PCU)	Circulating flow (PCU/hr)	Capacity (PCU/hr)	RFC	Throughput (PCU/hr)	Throughput (exit side) (PCU/hr)	Start queue (PCU)	End queue (PCU)	Delay (s)	Unsignalised level of service
1	186	47	1043	996	0.187	186	227	0.2	0.2	4.445	A
2	887	222	290	2448	0.362	887	939	0.6	0.6	2.306	A
3	216	54	1010	1462	0.148	216	167	0.2	0.2	2.888	A
4	967	242	454	2541	0.380	967	772	0.6	0.6	2.285	A
5	291	73	979	1106	0.263	291	442	0.4	0.4	4.414	A

08:45 - 09:00

Arm	Total Demand (PCU/hr)	Junction Arrivals (PCU)	Circulating flow (PCU/hr)	Capacity (PCU/hr)	RFC	Throughput (PCU/hr)	Throughput (exit side) (PCU/hr)	Start queue (PCU)	End queue (PCU)	Delay (s)	Unsignalised level of service
1	152	38	852	1082	0.140	152	185	0.2	0.2	3.871	A
2	725	181	237	2483	0.292	725	768	0.6	0.4	2.050	A
3	176	44	825	1568	0.112	176	137	0.2	0.1	2.589	A
4	789	197	371	2599	0.304	790	631	0.6	0.4	1.990	A
5	237	59	800	1192	0.199	238	361	0.4	0.2	3.774	A

09:00 - 09:15

Arm	Total Demand (PCU/hr)	Junction Arrivals (PCU)	Circulating flow (PCU/hr)	Capacity (PCU/hr)	RFC	Throughput (PCU/hr)	Throughput (exit side) (PCU/hr)	Start queue (PCU)	End queue (PCU)	Delay (s)	Unsignalised level of service
1	127	32	714	1145	0.111	127	155	0.2	0.1	3.539	A
2	607	152	198	2508	0.242	607	643	0.4	0.3	1.892	A
3	148	37	691	1645	0.090	148	115	0.1	0.1	2.404	A
4	661	165	310	2641	0.250	661	528	0.4	0.3	1.821	A
5	199	50	670	1254	0.159	199	302	0.2	0.2	3.415	A

2028 Base + Comm + Dev, PM

Data Errors and Warnings

Severity	Area	Item	Description
Warning	Vehicle Mix		HV% is zero for all movements / time segments. Vehicle Mix matrix should be completed whether working in PCUs or Vehs. If HV% at the junction is genuinely zero, please ignore this warning.

Junction Network

Junctions

Junction	Name	Junction type	Use circulating lanes	Arm order	Junction Delay (s)	Junction LOS
1	untitled	Standard Roundabout		1, 2, 3, 4, 5	3.75	A

Junction Network Options

Driving side	Lighting	Network residual capacity (%)	First arm reaching threshold
Left	Normal/unknown	54	Arm 5

Traffic Demand

Demand Set Details

ID	Scenario name	Time Period name	Traffic profile type	Start time (HH:mm)	Finish time (HH:mm)	Time segment length (min)	Run automatically
D6	2028 Base + Comm + Dev	PM	ONE HOUR	16:45	18:15	15	✓

Vehicle mix varies over turn	Vehicle mix varies over entry	Vehicle mix source	PCU Factor for a HV (PCU)
✓	✓	HV Percentages	2.00

Demand overview (Traffic)

Arm	Linked arm	Profile type	Use O-D data	Average Demand (PCU/hr)	Scaling Factor (%)
1		ONE HOUR	✓	218	100.000
2		ONE HOUR	✓	1175	100.000
3		ONE HOUR	✓	137	100.000
4		ONE HOUR	✓	664	100.000
5		ONE HOUR	✓	538	100.000

Origin-Destination Data

Demand (PCU/hr)

		To				
		1	2	3	4	5
From	1	0	63	29	122	4
	2	67	2	120	780	206
	3	24	51	0	31	31
	4	92	454	11	0	107
	5	4	240	87	207	0

Vehicle Mix

Heavy Vehicle Percentages

		To				
		1	2	3	4	5
From	1	0	0	0	0	0
	2	0	0	0	0	0
	3	0	0	0	0	0
	4	0	0	0	0	0
	5	0	0	0	0	0

Results

Results Summary for whole modelled period

Arm	Max RFC	Max Delay (s)	Max Queue (PCU)	Max LOS	Average Demand (PCU/hr)	Total Junction Arrivals (PCU)
1	0.25	5.12	0.3	A	200	300
2	0.56	3.56	1.3	A	1078	1617
3	0.13	3.55	0.1	A	126	189
4	0.29	1.97	0.4	A	609	914
5	0.49	5.87	1.0	A	494	741

Main Results for each time segment

16:45 - 17:00

Arm	Total Demand (PCU/hr)	Junction Arrivals (PCU)	Circulating flow (PCU/hr)	Capacity (PCU/hr)	RFC	Throughput (PCU/hr)	Throughput (exit side) (PCU/hr)	Start queue (PCU)	End queue (PCU)	Delay (s)	Unsignalised level of service
1	164	41	789	1111	0.148	163	140	0.0	0.2	3.799	A
2	885	221	345	2412	0.367	882	608	0.0	0.6	2.351	A
3	103	26	1042	1444	0.071	103	185	0.0	0.1	2.685	A
4	500	125	289	2656	0.188	499	856	0.0	0.2	1.669	A
5	405	101	527	1322	0.306	403	261	0.0	0.4	3.911	A

17:00 - 17:15

Arm	Total Demand (PCU/hr)	Junction Arrivals (PCU)	Circulating flow (PCU/hr)	Capacity (PCU/hr)	RFC	Throughput (PCU/hr)	Throughput (exit side) (PCU/hr)	Start queue (PCU)	End queue (PCU)	Delay (s)	Unsignalised level of service
1	196	49	945	1040	0.188	196	168	0.2	0.2	4.262	A
2	1056	264	413	2367	0.446	1055	728	0.6	0.8	2.744	A
3	123	31	1247	1326	0.093	123	222	0.1	0.1	2.991	A
4	597	149	346	2616	0.228	597	1024	0.2	0.3	1.781	A
5	484	121	630	1273	0.380	483	313	0.4	0.6	4.553	A

17:15 - 17:30

Arm	Total Demand (PCU/hr)	Junction Arrivals (PCU)	Circulating flow (PCU/hr)	Capacity (PCU/hr)	RFC	Throughput (PCU/hr)	Throughput (exit side) (PCU/hr)	Start queue (PCU)	End queue (PCU)	Delay (s)	Unsignalised level of service
1	240	60	1157	944	0.254	240	206	0.2	0.3	5.105	A
2	1294	323	505	2306	0.561	1292	891	0.8	1.3	3.544	A
3	151	38	1526	1166	0.129	151	271	0.1	0.1	3.544	A
4	731	183	423	2562	0.285	731	1253	0.3	0.4	1.965	A
5	592	148	771	1205	0.491	591	383	0.6	1.0	5.847	A

17:30 - 17:45

Arm	Total Demand (PCU/hr)	Junction Arrivals (PCU)	Circulating flow (PCU/hr)	Capacity (PCU/hr)	RFC	Throughput (PCU/hr)	Throughput (exit side) (PCU/hr)	Start queue (PCU)	End queue (PCU)	Delay (s)	Unsignalised level of service
1	240	60	1158	943	0.254	240	206	0.3	0.3	5.117	A
2	1294	323	506	2305	0.561	1294	892	1.3	1.3	3.558	A
3	151	38	1528	1165	0.130	151	272	0.1	0.1	3.549	A
4	731	183	424	2562	0.285	731	1255	0.4	0.4	1.966	A
5	592	148	772	1205	0.492	592	383	1.0	1.0	5.874	A

17:45 - 18:00

Arm	Total Demand (PCU/hr)	Junction Arrivals (PCU)	Circulating flow (PCU/hr)	Capacity (PCU/hr)	RFC	Throughput (PCU/hr)	Throughput (exit side) (PCU/hr)	Start queue (PCU)	End queue (PCU)	Delay (s)	Unsignalised level of service
1	196	49	947	1039	0.189	196	168	0.3	0.2	4.274	A
2	1056	264	415	2366	0.447	1058	729	1.3	0.8	2.758	A
3	123	31	1250	1324	0.093	123	223	0.1	0.1	2.997	A
4	597	149	347	2616	0.228	597	1027	0.4	0.3	1.783	A
5	484	121	631	1272	0.380	485	313	1.0	0.6	4.579	A

18:00 - 18:15

Arm	Total Demand (PCU/hr)	Junction Arrivals (PCU)	Circulating flow (PCU/hr)	Capacity (PCU/hr)	RFC	Throughput (PCU/hr)	Throughput (exit side) (PCU/hr)	Start queue (PCU)	End queue (PCU)	Delay (s)	Unsignalised level of service
1	164	41	793	1109	0.148	164	141	0.2	0.2	3.813	A
2	885	221	347	2410	0.367	886	610	0.8	0.6	2.361	A
3	103	26	1046	1441	0.072	103	186	0.1	0.1	2.690	A
4	500	125	290	2655	0.188	500	859	0.3	0.2	1.670	A
5	405	101	528	1321	0.307	406	262	0.6	0.4	3.933	A

APPENDIX R A5208 County Road / Simonswood Lane / Park Bow Drive – LinSig Results

Basic Results Summary

User and Project Details

Project:	
Title:	
Location:	
Additional detail:	
File name:	1004 A5208 County Rd_Park Bow Dr_Simonswood Ave.lsg3x
Author:	
Company:	
Address:	

Scenario 1: '2022 Base AM' (FG1: '2022 Base AM', Plan 1: 'AM')

Network Layout Diagram

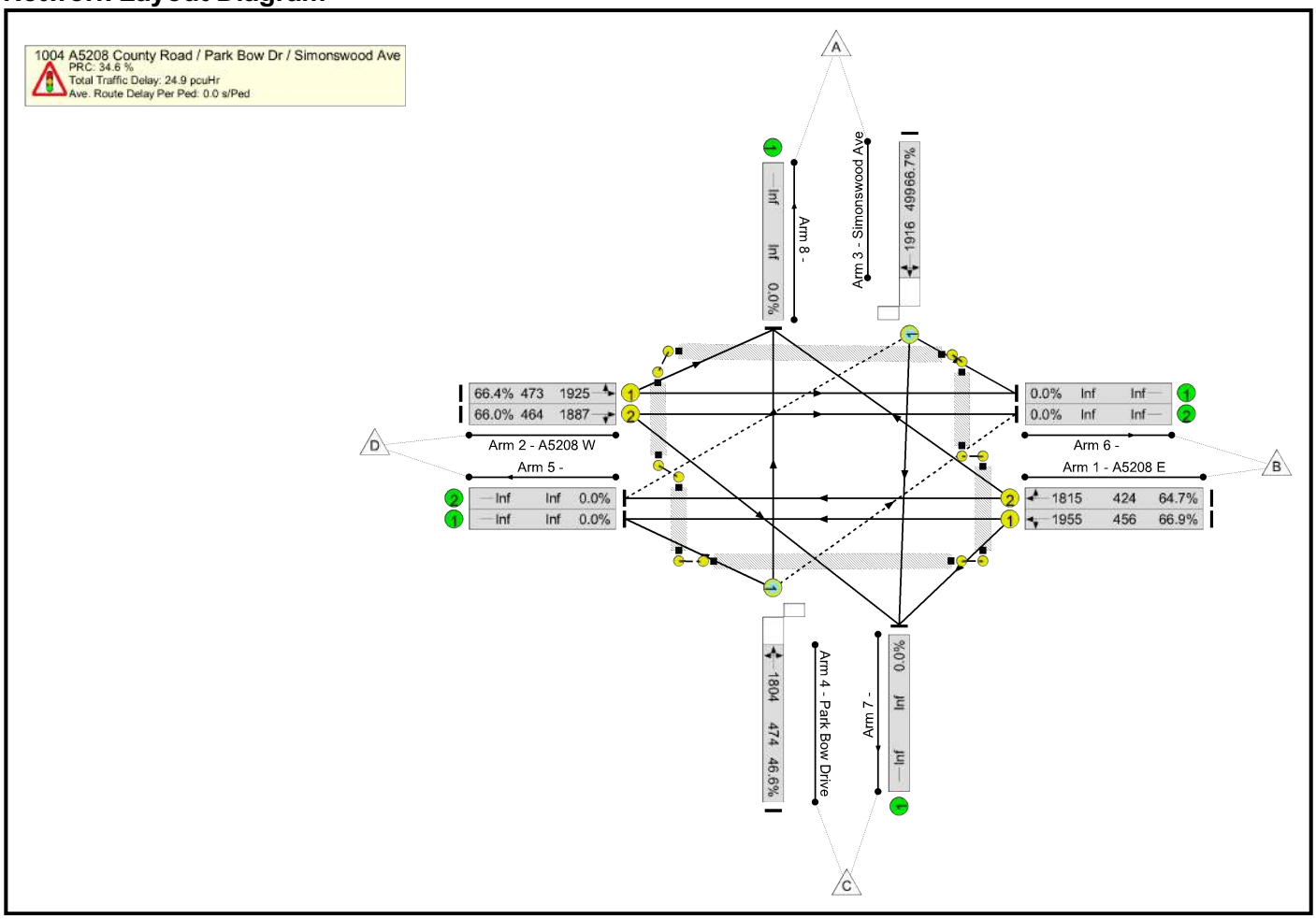

Basic Results Summary

Network Results

Item	Lane Description	Lane Type	Full Phase	Arrow Phase	Num Greens	Total Green (s)	Arrow Green (s)	Demand Flow (pcu)	Sat Flow (pcu/Hr)	Capacity (pcu)	Deg Sat (%)	Turners In Gaps (pcu)	Turners When Unopposed (pcu)	Turners In Intergreen (pcu)	Total Delay (pcuHr)	Av. Delay Per PCU (s/pcu)	Mean Max Queue (pcu)
Network	**-**	**-**	**-**		**-**	**-**	**-**	**-**	**-**	**-**	**66.9%**	**62**	**0**	**1**	**24.9**	**-**	**-**
1004 A5208 County Road / Park Bow Dr / Simonswood Ave	**-**	**-**	**-**		**-**	**-**	**-**	**-**	**-**	**-**	**66.9%**	**62**	**0**	**1**	**24.9**	**-**	**-**
1/1	A5208 E Ahead Left	U	A		2	54	-	305	1955	456	66.9%	-	-	-	4.5	53.5	10.3
1/2	A5208 E Ahead Right	U	A		2	54	-	274	1815	424	64.7%	-	-	-	4.1	53.4	9.2
2/1	A5208 W Ahead Left	U	B		2	57	-	314	1925	473	66.4%	-	-	-	4.5	52.0	10.4
2/2	A5208 W Ahead Right	U	B		2	57	-	306	1887	464	66.0%	-	-	-	4.4	52.0	10.1
3/1	Simonswood Ave Right Left Ahead	O	C		2	63	-	333	1916	499	66.7%	37	0	1	4.6	50.0	11.5
4/1	Park Bow Drive Left Right Ahead	O	D		2	63	-	221	1804	474	46.6%	25	0	0	2.7	44.4	6.9
Ped Link: P1	Unnamed Ped Link	-	F		2	164	-	0	-	0	0.0%	-	-	-	-	-	-
Ped Link: P2	Unnamed Ped Link	-	E		2	58	-	0	-	0	0.0%	-	-	-	-	-	-
Ped Link: P3	Unnamed Ped Link	-	J		1	7	-	0	-	0	0.0%	-	-	-	-	-	-
Ped Link: P4	Unnamed Ped Link	-	I		2	149	-	0	-	0	0.0%	-	-	-	-	-	-
Ped Link: P5	Unnamed Ped Link	-	H		1	8	-	0	-	0	0.0%	-	-	-	-	-	-
Ped Link: P6	Unnamed Ped Link	-	G		1	7	-	0	-	0	0.0%	-	-	-	-	-	-

C1 PRC for Signalled Lanes (%): 34.6 Total Delay for Signalled Lanes (pcuHr): 24.91 Cycle Time (s): 240

PRC Over All Lanes (%): 34.6 Total Delay Over All Lanes(pcuHr): 24.91

Basic Results Summary

Scenario 2: '2022 Base PM' (FG2: '2022 Base PM', Plan 2: 'PM')

Network Layout Diagram

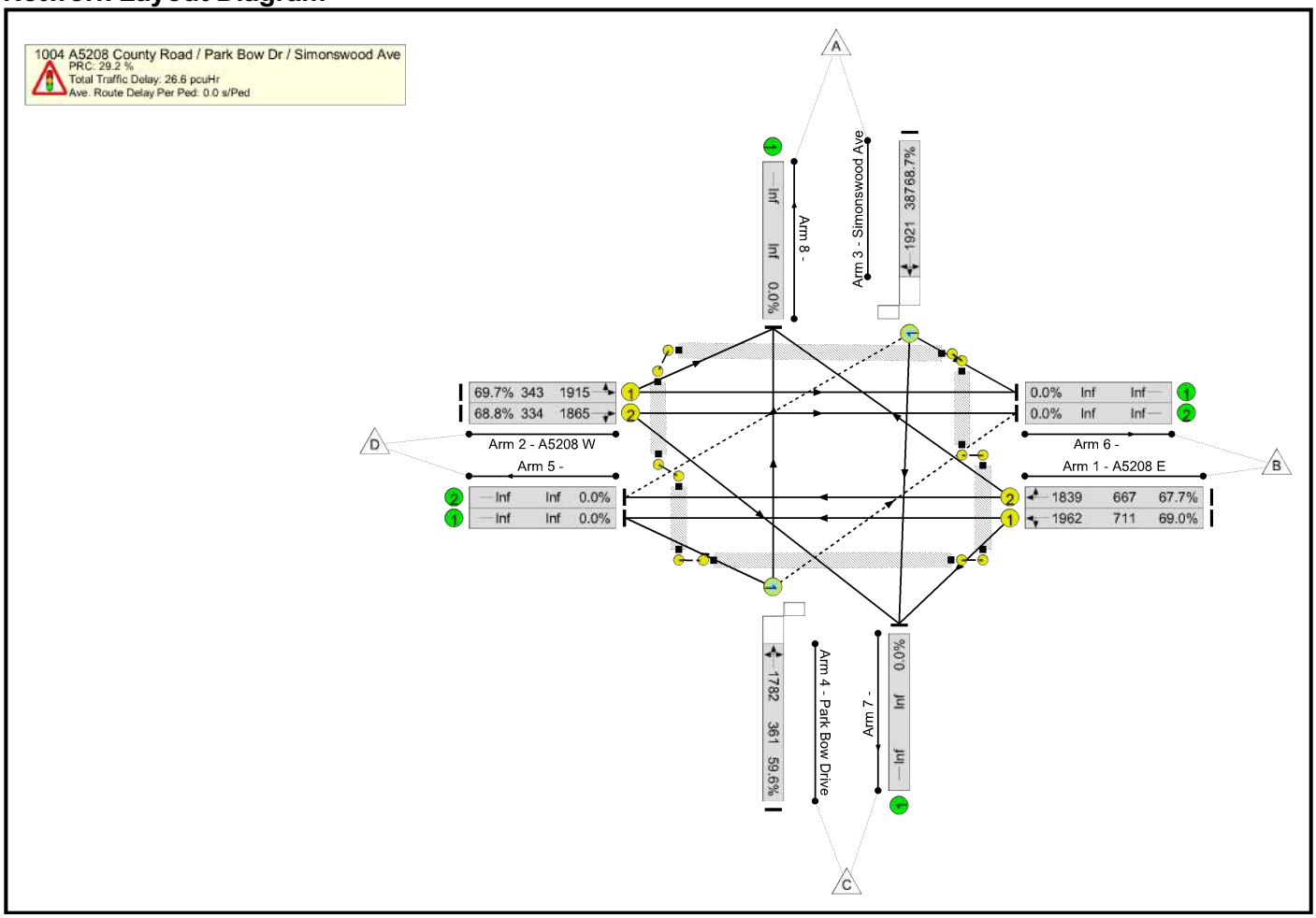

Basic Results Summary

Network Results

Item	Lane Description	Lane Type	Full Phase	Arrow Phase	Num Greens	Total Green (s)	Arrow Green (s)	Demand Flow (pcu)	Sat Flow (pcu/Hr)	Capacity (pcu)	Deg Sat (%)	Turners In Gaps (pcu)	Turners When Unopposed (pcu)	Turners In Intergreen (pcu)	Total Delay (pcuHr)	Av. Delay Per PCU (s/pcu)	Mean Max Queue (pcu)
Network	**-**	**-**	**-**		**-**	**-**	**-**	**-**	**-**	**-**	**69.7%**	**49**	**0**	**19**	**26.6**	**-**	**-**
1004 A5208 County Road / Park Bow Dr / Simonswood Ave	**-**	**-**	**-**		**-**	**-**	**-**	**-**	**-**	**-**	**69.7%**	**49**	**0**	**19**	**26.6**	**-**	**-**
1/1	A5208 E Ahead Left	U	A		2	85	-	491	1962	711	69.0%	-	-	-	5.5	40.6	15.0
1/2	A5208 E Ahead Right	U	A		2	85	-	451	1839	667	67.7%	-	-	-	5.1	40.6	13.8
2/1	A5208 W Ahead Left	U	B		2	41	-	239	1915	343	69.7%	-	-	-	4.2	63.3	9.0
2/2	A5208 W Ahead Right	U	B		2	41	-	230	1865	334	68.8%	-	-	-	4.0	63.2	8.7
3/1	Simonswood Ave Right Left Ahead	O	C		2	48	-	266	1921	387	68.7%	28	0	14	4.4	59.2	9.3
4/1	Park Bow Drive Left Right Ahead	O	D		2	48	-	215	1782	361	59.6%	20	0	6	3.3	55.8	7.2
Ped Link: P1	Unnamed Ped Link	-	F		2	133	-	0	-	0	0.0%	-	-	-	-	-	-
Ped Link: P2	Unnamed Ped Link	-	E		2	89	-	0	-	0	0.0%	-	-	-	-	-	-
Ped Link: P3	Unnamed Ped Link	-	J		1	7	-	0	-	0	0.0%	-	-	-	-	-	-
Ped Link: P4	Unnamed Ped Link	-	I		2	165	-	0	-	0	0.0%	-	-	-	-	-	-
Ped Link: P5	Unnamed Ped Link	-	H		1	8	-	0	-	0	0.0%	-	-	-	-	-	-
Ped Link: P6	Unnamed Ped Link	-	G		1	7	-	0	-	0	0.0%	-	-	-	-	-	-

C1 PRC for Signalled Lanes (%): 29.2 Total Delay for Signalled Lanes (pcuHr): 26.57 Cycle Time (s): 240

PRC Over All Lanes (%): 29.2 Total Delay Over All Lanes(pcuHr): 26.57

Basic Results Summary

Scenario 3: '2028 B + C AM' (FG3: '2028 B + C AM', Plan 1: 'AM')

Network Layout Diagram

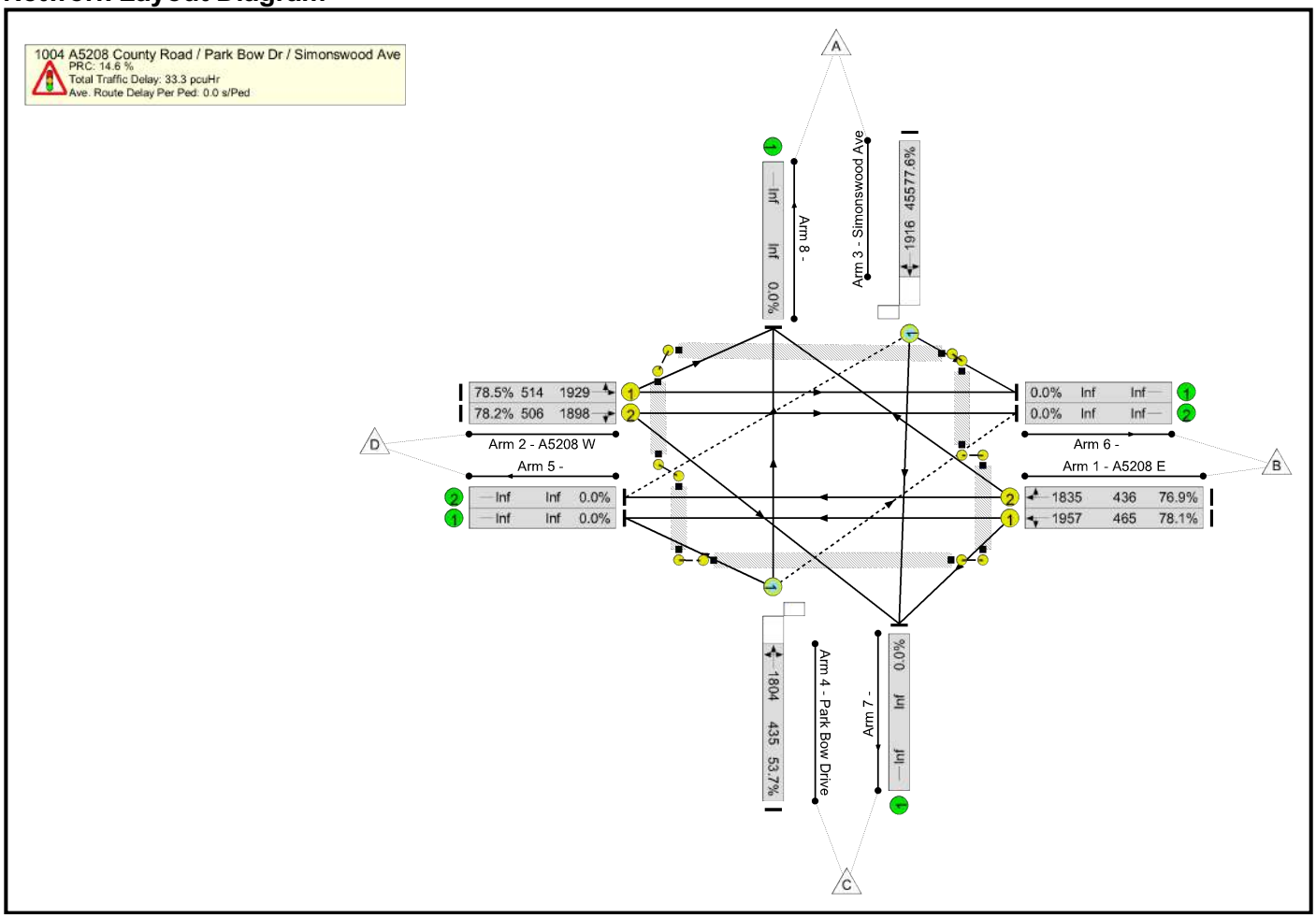

Basic Results Summary

Network Results

Item	Lane Description	Lane Type	Full Phase	Arrow Phase	Num Greens	Total Green (s)	Arrow Green (s)	Demand Flow (pcu)	Sat Flow (pcu/Hr)	Capacity (pcu)	Deg Sat (%)	Turners In Gaps (pcu)	Turners When Unopposed (pcu)	Turners In Intergreen (pcu)	Total Delay (pcuHr)	Av. Delay Per PCU (s/pcu)	Mean Max Queue (pcu)
Network	**-**	**-**	**-**		**-**	**-**	**-**	**-**	**-**	**-**	**78.5%**	**60**	**0**	**6**	**33.3**	**-**	**-**
1004 A5208 County Road / Park Bow Dr / Simonswood Ave	**-**	**-**	**-**		**-**	**-**	**-**	**-**	**-**	**-**	**78.5%**	**60**	**0**	**6**	**33.3**	**-**	**-**
1/1	A5208 E Ahead Left	U	A		2	55	-	363	1957	465	78.1%	-	-	-	6.1	60.1	13.7
1/2	A5208 E Ahead Right	U	A		2	55	-	335	1835	436	76.9%	-	-	-	5.6	60.1	12.6
2/1	A5208 W Ahead Left	U	B		2	62	-	404	1929	514	78.5%	-	-	-	6.4	56.7	14.9
2/2	A5208 W Ahead Right	U	B		2	62	-	396	1898	506	78.2%	-	-	-	6.2	56.8	14.6
3/1	Simonswood Ave Right Left Ahead	O	C		2	57	-	353	1916	455	77.6%	39	0	1	5.9	59.8	13.5
4/1	Park Bow Drive Left Right Ahead	O	D		2	57	-	234	1804	435	53.7%	21	0	5	3.2	49.2	7.8
Ped Link: P1	Unnamed Ped Link	-	F		2	163	-	0	-	0	0.0%	-	-	-	-	-	-
Ped Link: P2	Unnamed Ped Link	-	E		2	59	-	0	-	0	0.0%	-	-	-	-	-	-
Ped Link: P3	Unnamed Ped Link	-	J		1	7	-	0	-	0	0.0%	-	-	-	-	-	-
Ped Link: P4	Unnamed Ped Link	-	I		2	144	-	0	-	0	0.0%	-	-	-	-	-	-
Ped Link: P5	Unnamed Ped Link	-	H		1	8	-	0	-	0	0.0%	-	-	-	-	-	-
Ped Link: P6	Unnamed Ped Link	-	G		1	7	-	0	-	0	0.0%	-	-	-	-	-	-

C1 PRC for Signalled Lanes (%): 14.6 Total Delay for Signalled Lanes (pcuHr): 33.32 Cycle Time (s): 240

PRC Over All Lanes (%): 14.6 Total Delay Over All Lanes(pcuHr): 33.32

Basic Results Summary

Scenario 4: '2028 B + C PM' (FG4: '2028 B + C PM', Plan 2: 'PM')

Network Layout Diagram

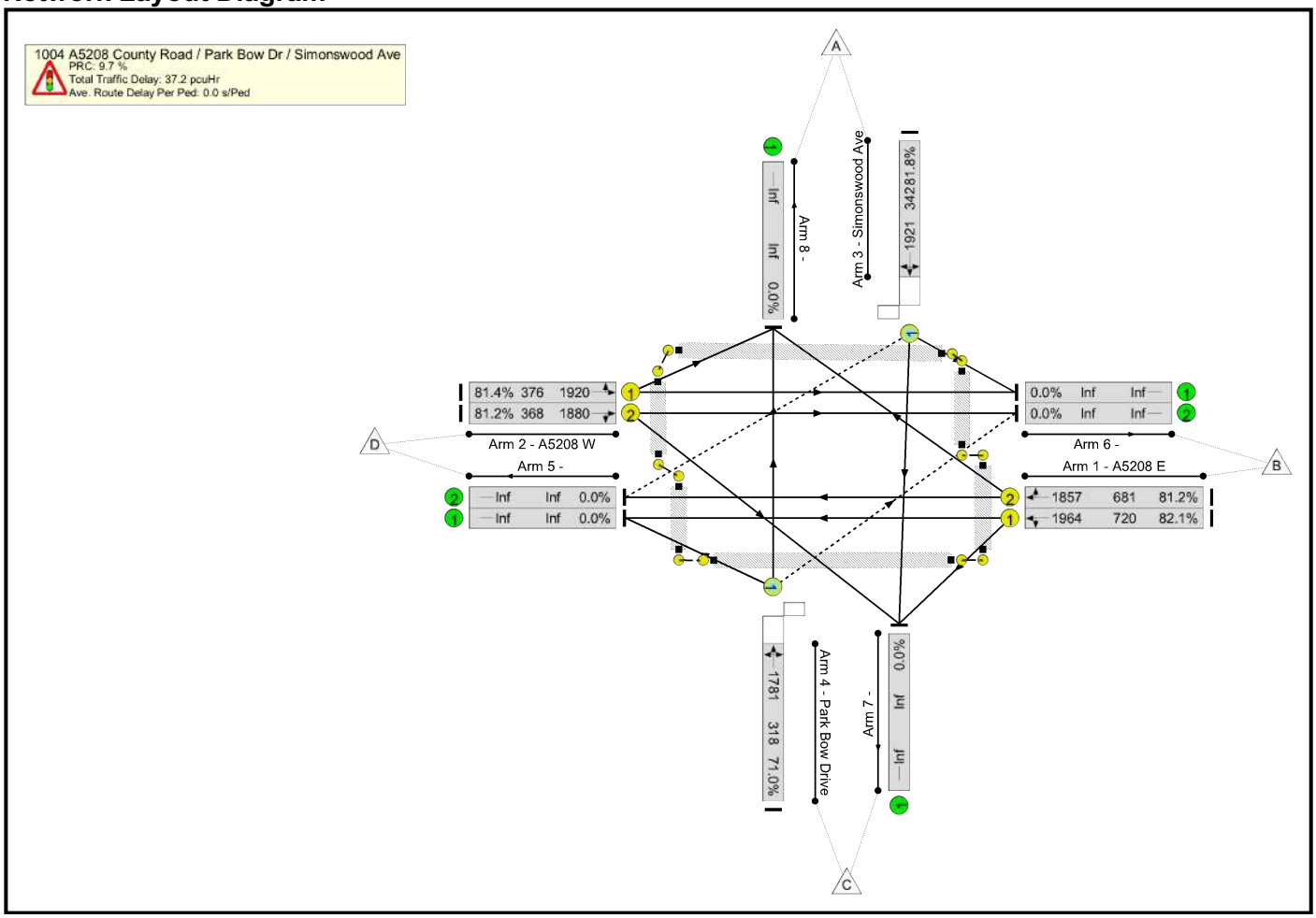

Basic Results Summary

Network Results

Item	Lane Description	Lane Type	Full Phase	Arrow Phase	Num Greens	Total Green (s)	Arrow Green (s)	Demand Flow (pcu)	Sat Flow (pcu/Hr)	Capacity (pcu)	Deg Sat (%)	Turners In Gaps (pcu)	Turners When Unopposed (pcu)	Turners In Intergreen (pcu)	Total Delay (pcuHr)	Av. Delay Per PCU (s/pcu)	Mean Max Queue (pcu)
Network	**-**	**-**	**-**		**-**	**-**	**-**	**-**	**-**	**-**	**82.1%**	**45**	**0**	**26**	**37.2**	**-**	**-**
1004 A5208 County Road / Park Bow Dr / Simonswood Ave	**-**	**-**	**-**		**-**	**-**	**-**	**-**	**-**	**-**	**82.1%**	**45**	**0**	**26**	**37.2**	**-**	**-**
1/1	A5208 E Ahead Left	U	A		2	86	-	591	1964	720	82.1%	-	-	-	7.9	47.9	20.3
1/2	A5208 E Ahead Right	U	A		2	86	-	553	1857	681	81.2%	-	-	-	7.4	47.9	18.8
2/1	A5208 W Ahead Left	U	B		2	45	-	306	1920	376	81.4%	-	-	-	6.0	70.5	12.3
2/2	A5208 W Ahead Right	U	B		2	45	-	299	1880	368	81.2%	-	-	-	5.9	70.8	12.0
3/1	Simonswood Ave Right Left Ahead	O	C		2	43	-	280	1921	342	81.8%	26	0	18	6.0	77.5	11.8
4/1	Park Bow Drive Left Right Ahead	O	D		2	43	-	226	1781	318	71.0%	19	0	8	4.1	65.4	8.4
Ped Link: P1	Unnamed Ped Link	-	F		2	132	-	0	-	0	0.0%	-	-	-	-	-	-
Ped Link: P2	Unnamed Ped Link	-	E		2	90	-	0	-	0	0.0%	-	-	-	-	-	-
Ped Link: P3	Unnamed Ped Link	-	J		1	7	-	0	-	0	0.0%	-	-	-	-	-	-
Ped Link: P4	Unnamed Ped Link	-	I		2	161	-	0	-	0	0.0%	-	-	-	-	-	-
Ped Link: P5	Unnamed Ped Link	-	H		1	8	-	0	-	0	0.0%	-	-	-	-	-	-
Ped Link: P6	Unnamed Ped Link	-	G		1	7	-	0	-	0	0.0%	-	-	-	-	-	-

C1 PRC for Signalled Lanes (%): 9.7 Total Delay for Signalled Lanes (pcuHr): 37.23 Cycle Time (s): 240

PRC Over All Lanes (%): 9.7 Total Delay Over All Lanes(pcuHr): 37.23

Basic Results Summary

Scenario 5: '2028 B + C + D AM' (FG5: '2028 B + C + D AM', Plan 1: 'AM')

Network Layout Diagram

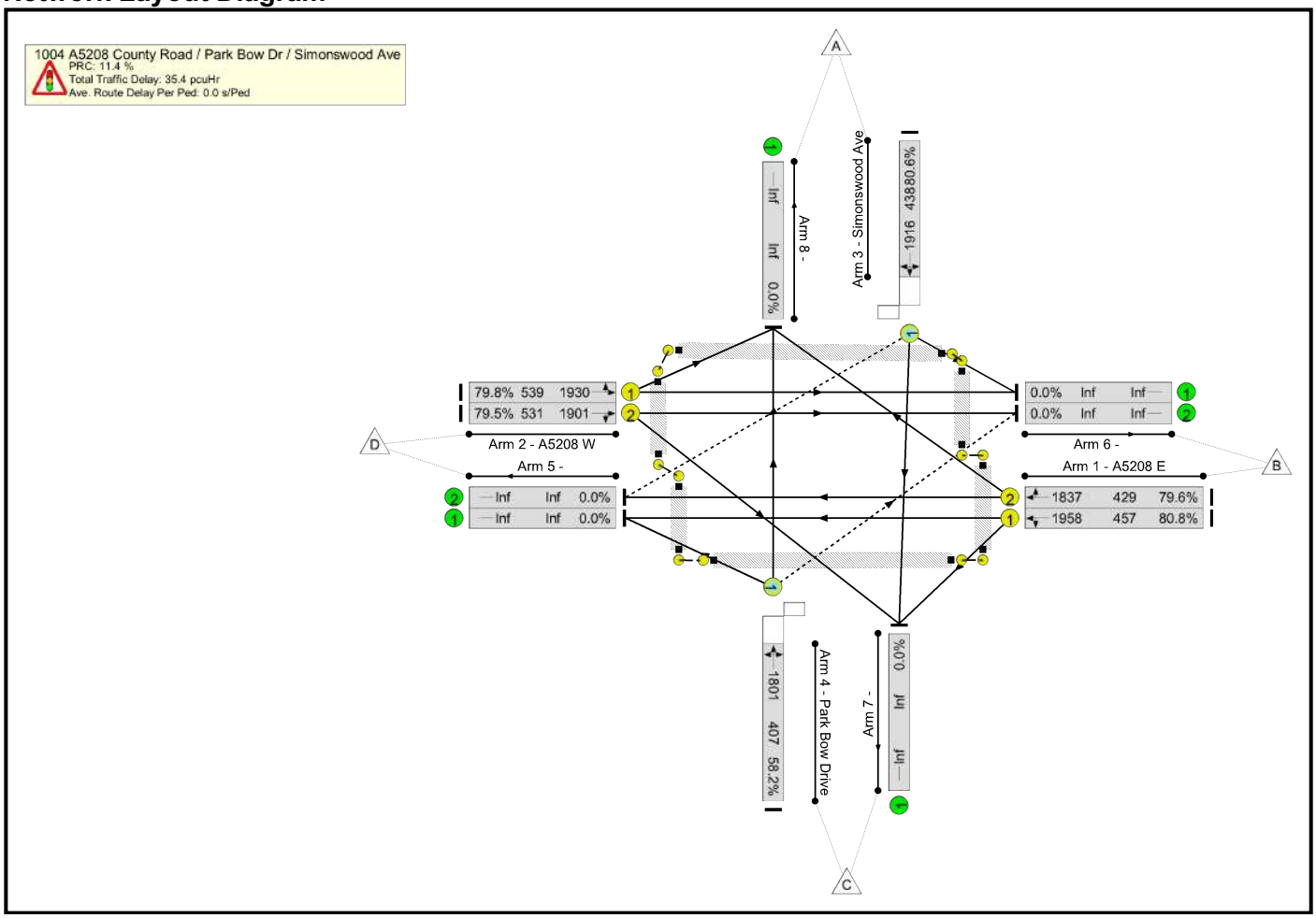

Basic Results Summary

Network Results

Item	Lane Description	Lane Type	Full Phase	Arrow Phase	Num Greens	Total Green (s)	Arrow Green (s)	Demand Flow (pcu)	Sat Flow (pcu/Hr)	Capacity (pcu)	Deg Sat (%)	Turners In Gaps (pcu)	Turners When Unopposed (pcu)	Turners In Intergreen (pcu)	Total Delay (pcuHr)	Av. Delay Per PCU (s/pcu)	Mean Max Queue (pcu)
Network	**-**	**-**	**-**		**-**	**-**	**-**	**-**	**-**	**-**	**80.8%**	**59**	**0**	**7**	**35.4**	**-**	**-**
1004 A5208 County Road / Park Bow Dr / Simonswood Ave	**-**	**-**	**-**		**-**	**-**	**-**	**-**	**-**	**-**	**80.8%**	**59**	**0**	**7**	**35.4**	**-**	**-**
1/1	A5208 E Ahead Left	U	A		2	54	-	369	1958	457	80.8%	-	-	-	6.5	63.1	13.8
1/2	A5208 E Ahead Right	U	A		2	54	-	341	1837	429	79.6%	-	-	-	6.0	63.0	12.8
2/1	A5208 W Ahead Left	U	B		2	65	-	430	1930	539	79.8%	-	-	-	6.7	56.1	15.2
2/2	A5208 W Ahead Right	U	B		2	65	-	422	1901	531	79.5%	-	-	-	6.6	56.1	14.9
3/1	Simonswood Ave Right Left Ahead	O	C		2	55	-	353	1916	438	80.6%	38	0	2	6.2	63.7	13.7
4/1	Park Bow Drive Left Right Ahead	O	D		2	55	-	237	1801	407	58.2%	21	0	5	3.4	51.7	7.9
Ped Link: P1	Unnamed Ped Link	-	F		2	164	-	0	-	0	0.0%	-	-	-	-	-	-
Ped Link: P2	Unnamed Ped Link	-	E		2	58	-	0	-	0	0.0%	-	-	-	-	-	-
Ped Link: P3	Unnamed Ped Link	-	J		1	7	-	0	-	0	0.0%	-	-	-	-	-	-
Ped Link: P4	Unnamed Ped Link	-	I		2	141	-	0	-	0	0.0%	-	-	-	-	-	-
Ped Link: P5	Unnamed Ped Link	-	H		1	8	-	0	-	0	0.0%	-	-	-	-	-	-
Ped Link: P6	Unnamed Ped Link	-	G		1	7	-	0	-	0	0.0%	-	-	-	-	-	-

C1 PRC for Signalled Lanes (%): 11.4 Total Delay for Signalled Lanes (pcuHr): 35.36 Cycle Time (s): 240

PRC Over All Lanes (%): 11.4 Total Delay Over All Lanes(pcuHr): 35.36

Basic Results Summary

Scenario 6: '2028 B + C + D PM' (FG6: '2028 B + C + D PM', Plan 2: 'PM')

Network Layout Diagram

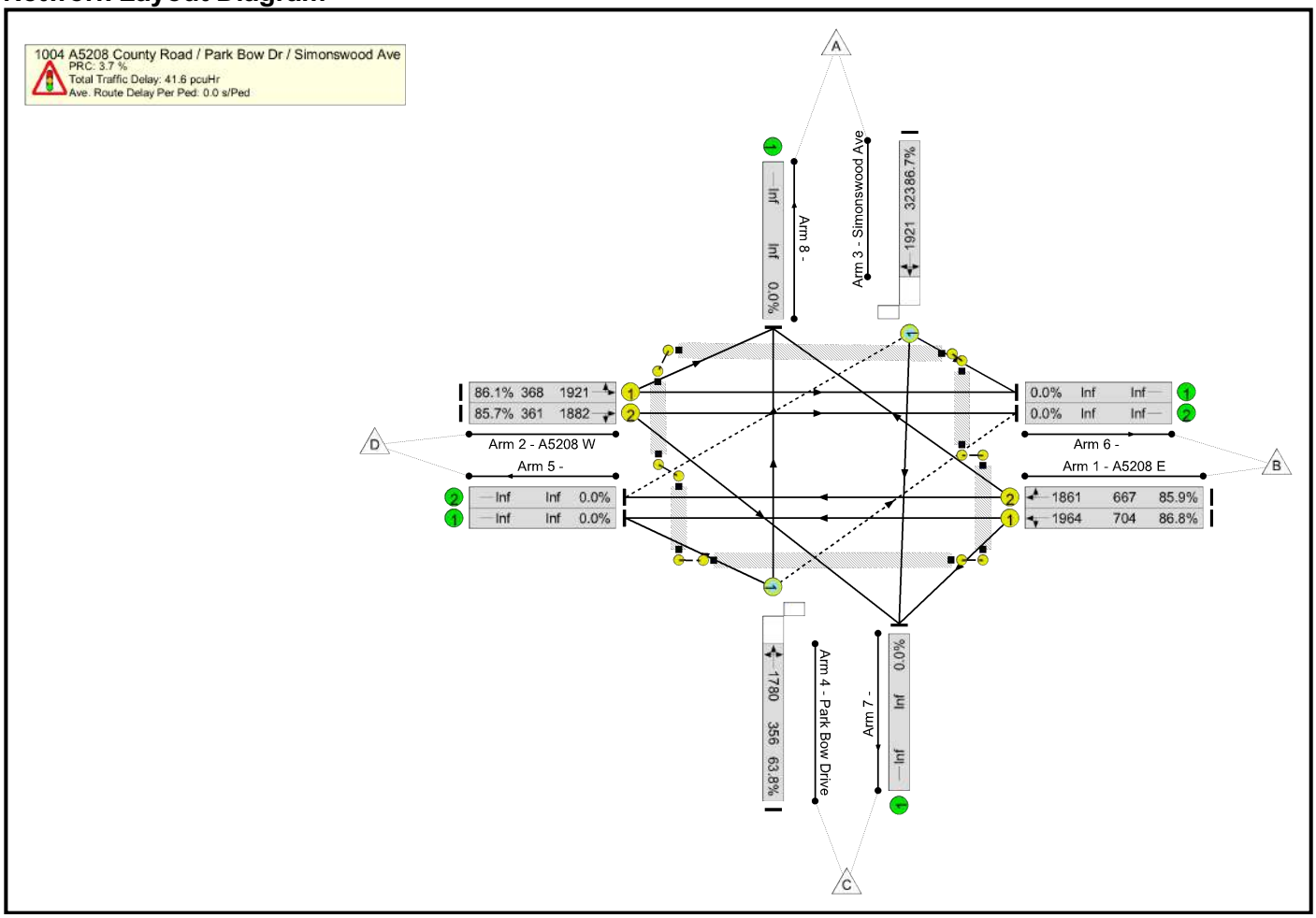

Basic Results Summary

Network Results

Item	Lane Description	Lane Type	Full Phase	Arrow Phase	Num Greens	Total Green (s)	Arrow Green (s)	Demand Flow (pcu)	Sat Flow (pcu/Hr)	Capacity (pcu)	Deg Sat (%)	Turners In Gaps (pcu)	Turners When Unopposed (pcu)	Turners In Intergreen (pcu)	Total Delay (pcuHr)	Av. Delay Per PCU (s/pcu)	Mean Max Queue (pcu)
Network	**-**	**-**	**-**		**-**	**-**	**-**	**-**	**-**	**-**	**86.8%**	**70**	**0**	**1**	**41.6**	**-**	**-**
1004 A5208 County Road / Park Bow Dr / Simonswood Ave	**-**	**-**	**-**		**-**	**-**	**-**	**-**	**-**	**-**	**86.8%**	**70**	**0**	**1**	**41.6**	**-**	**-**
1/1	A5208 E Ahead Left	U	A		2	84	-	611	1964	704	86.8%	-	-	-	9.2	54.1	22.4
1/2	A5208 E Ahead Right	U	A		2	84	-	573	1861	667	85.9%	-	-	-	8.6	53.8	21.0
2/1	A5208 W Ahead Left	U	B		2	44	-	317	1921	368	86.1%	-	-	-	6.9	78.7	13.2
2/2	A5208 W Ahead Right	U	B		2	44	-	309	1882	361	85.7%	-	-	-	6.7	78.4	12.8
3/1	Simonswood Ave Right Left Ahead	O	C		2	46	-	280	1921	323	86.7%	43	0	1	6.5	83.3	12.2
4/1	Park Bow Drive Left Right Ahead	O	D		2	46	-	227	1780	356	63.8%	27	0	0	3.7	58.4	8.0
Ped Link: P1	Unnamed Ped Link	-	F		2	134	-	0	-	0	0.0%	-	-	-	-	-	-
Ped Link: P2	Unnamed Ped Link	-	E		2	88	-	0	-	0	0.0%	-	-	-	-	-	-
Ped Link: P3	Unnamed Ped Link	-	J		1	7	-	0	-	0	0.0%	-	-	-	-	-	-
Ped Link: P4	Unnamed Ped Link	-	I		2	162	-	0	-	0	0.0%	-	-	-	-	-	-
Ped Link: P5	Unnamed Ped Link	-	H		1	8	-	0	-	0	0.0%	-	-	-	-	-	-
Ped Link: P6	Unnamed Ped Link	-	G		1	7	-	0	-	0	0.0%	-	-	-	-	-	-

C1 PRC for Signalled Lanes (%): 3.7 Total Delay for Signalled Lanes (pcuHr): 41.56 Cycle Time (s): 240

PRC Over All Lanes (%): 3.7 Total Delay Over All Lanes(pcuHr): 41.56

APPENDIX S Cherryfield Drive / Webster Drive / Car Park Access – LinSig Results

Basic Results Summary

User and Project Details

Project:	
Title:	
Location:	
Additional detail:	
File name:	1224 Cherryfield Dr_Webster Dr.lsg3x
Author:	
Company:	
Address:	

Scenario 1: '2022 Base AM' (FG1: '2022 Base AM', Plan 1: 'AM')

Network Layout Diagram

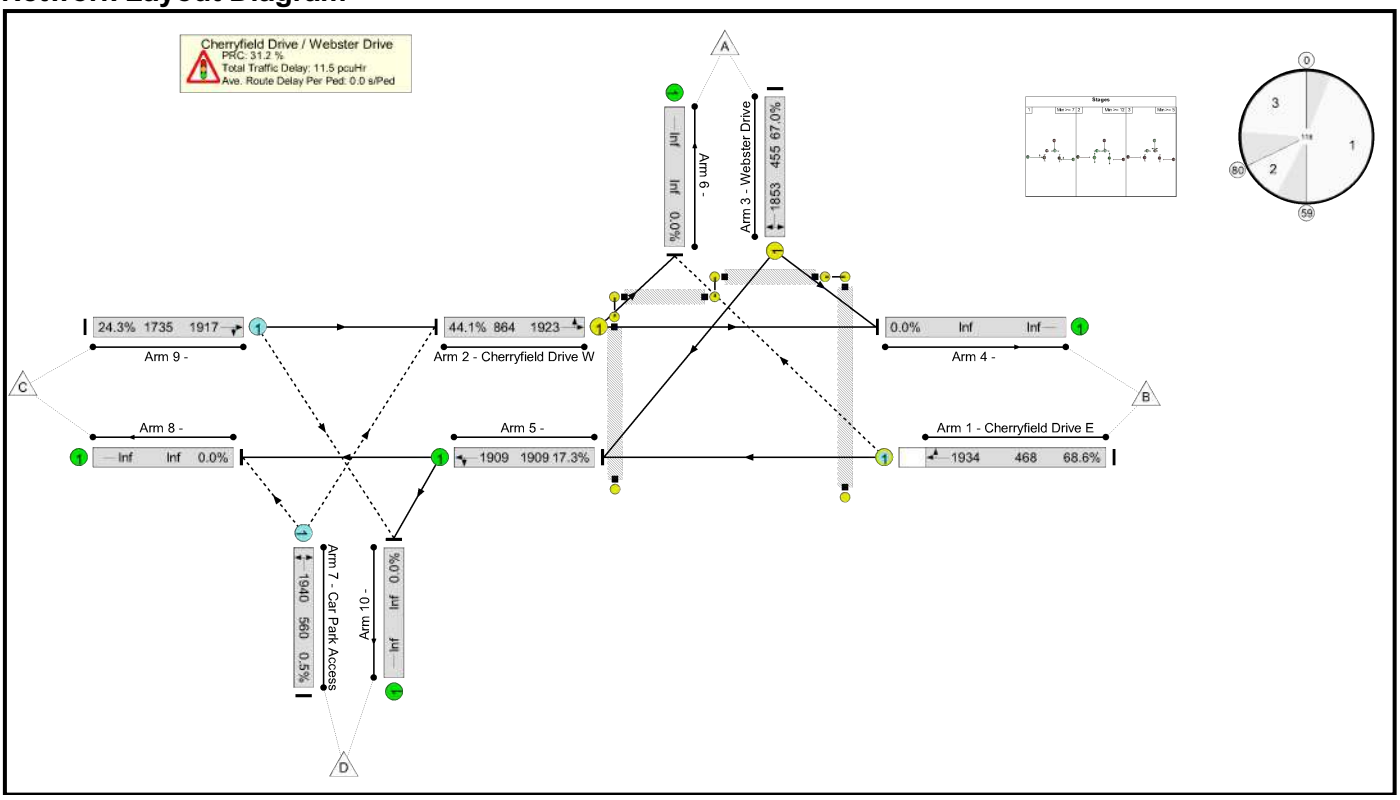

Basic Results Summary

Network Results

Item	Lane Description	Lane Type	Full Phase	Arrow Phase	Num Greens	Total Green (s)	Arrow Green (s)	Demand Flow (pcu)	Sat Flow (pcu/Hr)	Capacity (pcu)	Deg Sat (%)	Turners In Gaps (pcu)	Turners When Unopposed (pcu)	Turners In Intergreen (pcu)	Total Delay (pcuHr)	Av. Delay Per PCU (s/pcu)	Mean Max Queue (pcu)
Network	-	-	-		-	-	-	-	-	-	**68.6%**	**189**	**0**	**2**	**11.5**	-	-
Cherryfield Drive / Webster Drive	-	-	-		-	-	-	-	-	-	**68.6%**	**189**	**0**	**2**	**11.5**	-	-
1/1	Cherryfield Drive E Ahead Right	O	B		1	52	-	321	1934	468	68.6%	145	0	2	4.1	45.6	10.1
2/1	Cherryfield Drive W Ahead Left	U	A		1	52	-	381	1923	864	44.1%	-	-	-	2.8	26.0	9.0
3/1	Webster Drive Left Right	U	C		1	28	-	305	1853	455	67.0%	-	-	-	4.4	52.0	10.0
5/1	Ahead Left	U	-		-	-	-	330	1909	1909	17.3%	-	-	-	0.1	1.1	0.1
7/1	Car Park Access Right Left	O	-		-	-	-	3	1940	560	0.5%	3	0	0	0.0	3.2	0.0
9/1	Ahead Right	O	-		-	-	-	422	1917	1735	24.3%	41	0	0	0.2	1.4	0.2
Ped Link: P1	Unnamed Ped Link	-	G		1	13	-	0	-	0	0.0%	-	-	-	-	-	-
Ped Link: P2	Unnamed Ped Link	-	F		1	75	-	0	-	0	0.0%	-	-	-	-	-	-
Ped Link: P3	Unnamed Ped Link	-	E		1	50	-	0	-	0	0.0%	-	-	-	-	-	-
Ped Link: P4	Unnamed Ped Link	-	D		1	13	-	0	-	0	0.0%	-	-	-	-	-	-

C1

PRC for Signalled Lanes (%): 31.2
PRC Over All Lanes (%): 31.2

Total Delay for Signalled Lanes (pcuHr): 11.23
Total Delay Over All Lanes(pcuHr): 11.50

Cycle Time (s): 118

Basic Results Summary

Scenario 2: '2022 Base PM' (FG2: '2022 Base PM', Plan 2: 'PM')

Network Layout Diagram

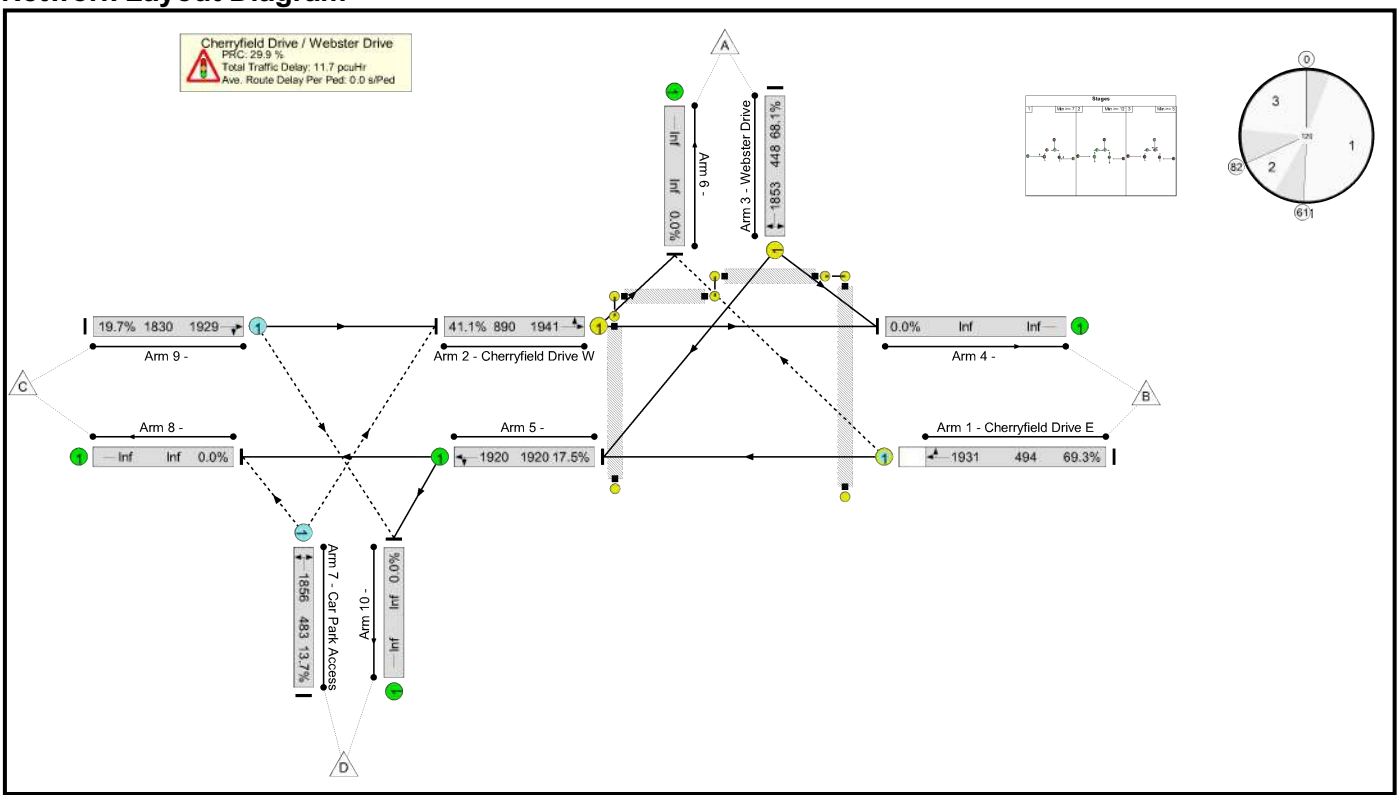

Basic Results Summary

Network Results

Item	Lane Description	Lane Type	Full Phase	Arrow Phase	Num Greens	Total Green (s)	Arrow Green (s)	Demand Flow (pcu)	Sat Flow (pcu/Hr)	Capacity (pcu)	Deg Sat (%)	Turners In Gaps (pcu)	Turners When Unopposed (pcu)	Turners In Intergreen (pcu)	Total Delay (pcuHr)	Av. Delay Per PCU (s/pcu)	Mean Max Queue (pcu)
Network	-	-	-		-	-	-	-	-	-	**69.3%**	**242**	**0**	**3**	**11.7**	-	-
Cherryfield Drive / Webster Drive	-	-	-		-	-	-	-	-	-	**69.3%**	**242**	**0**	**3**	**11.7**	-	-
1/1	Cherryfield Drive E Ahead Right	O	B		1	54	-	342	1931	494	69.3%	159	0	3	4.3	44.8	10.8
2/1	Cherryfield Drive W Ahead Left	U	A		1	54	-	366	1941	890	41.1%	-	-	-	2.6	25.1	8.5
3/1	Webster Drive Left Right	U	C		1	28	-	305	1853	448	68.1%	-	-	-	4.6	53.7	10.2
5/1	Ahead Left	U	-		-	-	-	336	1920	1920	17.5%	-	-	-	0.1	1.1	0.1
7/1	Car Park Access Right Left	O	-		-	-	-	66	1856	483	13.7%	66	0	0	0.1	4.3	0.1
9/1	Ahead Right	O	-		-	-	-	361	1929	1830	19.7%	17	0	0	0.1	1.2	0.1
Ped Link: P1	Unnamed Ped Link	-	G		1	13	-	0	-	0	0.0%	-	-	-	-	-	-
Ped Link: P2	Unnamed Ped Link	-	F		1	77	-	0	-	0	0.0%	-	-	-	-	-	-
Ped Link: P3	Unnamed Ped Link	-	E		1	50	-	0	-	0	0.0%	-	-	-	-	-	-
Ped Link: P4	Unnamed Ped Link	-	D		1	13	-	0	-	0	0.0%	-	-	-	-	-	-

C1

PRC for Signalled Lanes (%): 29.9
PRC Over All Lanes (%): 29.9

Total Delay for Signalled Lanes (pcuHr): 11.36
Total Delay Over All Lanes(pcuHr): 11.67

Cycle Time (s): 120

Basic Results Summary

Scenario 3: '2028 B + C AM' (FG3: '2028 B + C AM', Plan 1: 'AM')

Network Layout Diagram

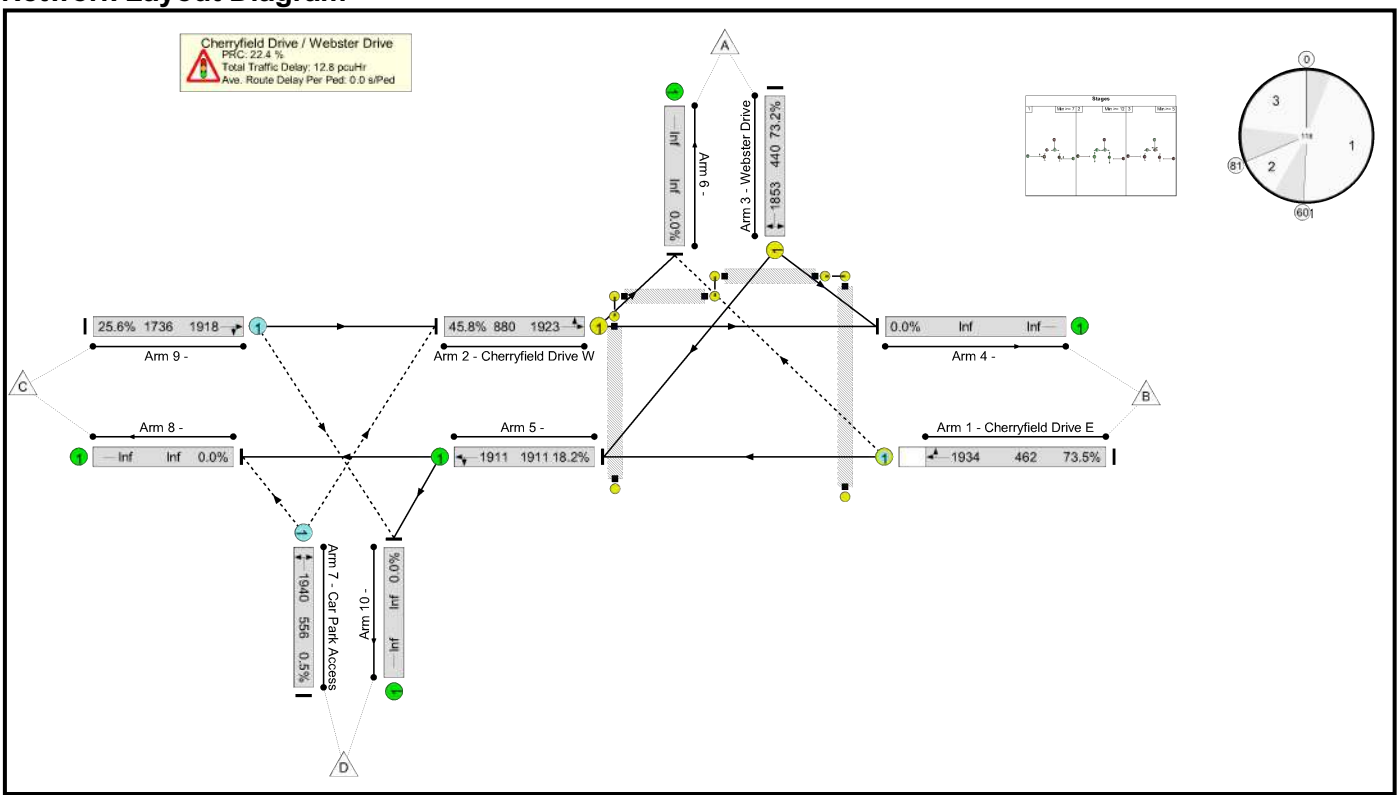

Basic Results Summary

Network Results

Item	Lane Description	Lane Type	Full Phase	Arrow Phase	Num Greens	Total Green (s)	Arrow Green (s)	Demand Flow (pcu)	Sat Flow (pcu/Hr)	Capacity (pcu)	Deg Sat (%)	Turners In Gaps (pcu)	Turners When Unopposed (pcu)	Turners In Intergreen (pcu)	Total Delay (pcuHr)	Av. Delay Per PCU (s/pcu)	Mean Max Queue (pcu)
Network	-	-	-		-	-	-	-	-	-	**73.5%**	**197**	**0**	**3**	**12.8**	-	-
Cherryfield Drive / Webster Drive	-	-	-		-	-	-	-	-	-	**73.5%**	**197**	**0**	**3**	**12.8**	-	-
1/1	Cherryfield Drive E Ahead Right	O	B		1	53	-	340	1934	462	73.5%	153	0	3	4.6	48.6	11.1
2/1	Cherryfield Drive W Ahead Left	U	A		1	53	-	403	1923	880	45.8%	-	-	-	2.9	25.7	9.4
3/1	Webster Drive Left Right	U	C		1	27	-	322	1853	440	73.2%	-	-	-	5.1	56.5	11.0
5/1	Ahead Left	U	-		-	-	-	348	1911	1911	18.2%	-	-	-	0.1	1.2	0.1
7/1	Car Park Access Right Left	O	-		-	-	-	3	1940	556	0.5%	3	0	0	0.0	3.3	0.0
9/1	Ahead Right	O	-		-	-	-	444	1918	1736	25.6%	41	0	0	0.2	1.4	0.2
Ped Link: P1	Unnamed Ped Link	-	G		1	13	-	0	-	0	0.0%	-	-	-	-	-	-
Ped Link: P2	Unnamed Ped Link	-	F		1	76	-	0	-	0	0.0%	-	-	-	-	-	-
Ped Link: P3	Unnamed Ped Link	-	E		1	49	-	0	-	0	0.0%	-	-	-	-	-	-
Ped Link: P4	Unnamed Ped Link	-	D		1	13	-	0	-	0	0.0%	-	-	-	-	-	-

C1

PRC for Signalled Lanes (%): 22.4
PRC Over All Lanes (%): 22.4

Total Delay for Signalled Lanes (pcuHr): 12.53
Total Delay Over All Lanes(pcuHr): 12.81

Cycle Time (s): 118

Basic Results Summary

Scenario 4: '2028 B + C PM' (FG4: '2028 B + C PM', Plan 2: 'PM')

Network Layout Diagram

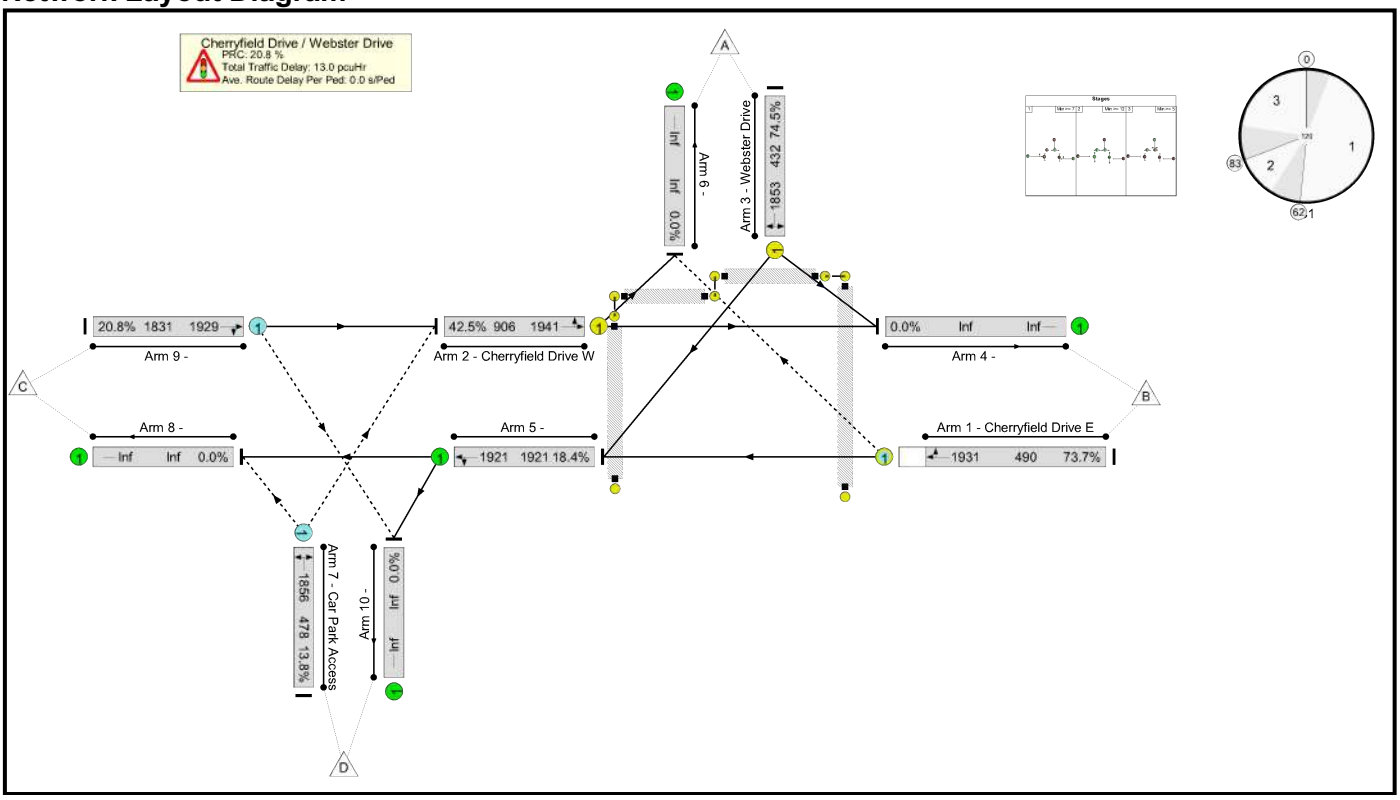

Basic Results Summary

Network Results

Item	Lane Description	Lane Type	Full Phase	Arrow Phase	Num Greens	Total Green (s)	Arrow Green (s)	Demand Flow (pcu)	Sat Flow (pcu/Hr)	Capacity (pcu)	Deg Sat (%)	Turners In Gaps (pcu)	Turners When Unopposed (pcu)	Turners In Intergreen (pcu)	Total Delay (pcuHr)	Av. Delay Per PCU (s/pcu)	Mean Max Queue (pcu)
Network	-	-	-		-	-	-	-	-	-	**74.5%**	**251**	**0**	**3**	**13.0**	-	-
Cherryfield Drive / Webster Drive	-	-	-		-	-	-	-	-	-	**74.5%**	**251**	**0**	**3**	**13.0**	-	-
1/1	Cherryfield Drive E Ahead Right	O	B		1	55	-	361	1931	490	73.7%	168	0	3	4.8	47.5	11.8
2/1	Cherryfield Drive W Ahead Left	U	A		1	55	-	385	1941	906	42.5%	-	-	-	2.6	24.7	8.8
3/1	Webster Drive Left Right	U	C		1	27	-	322	1853	432	74.5%	-	-	-	5.2	58.6	11.4
5/1	Ahead Left	U	-		-	-	-	354	1921	1921	18.4%	-	-	-	0.1	1.1	0.1
7/1	Car Park Access Right Left	O	-		-	-	-	66	1856	478	13.8%	66	0	0	0.1	4.4	0.1
9/1	Ahead Right	O	-		-	-	-	380	1929	1831	20.8%	17	0	0	0.1	1.2	0.1
Ped Link: P1	Unnamed Ped Link	-	G		1	13	-	0	-	0	0.0%	-	-	-	-	-	-
Ped Link: P2	Unnamed Ped Link	-	F		1	78	-	0	-	0	0.0%	-	-	-	-	-	-
Ped Link: P3	Unnamed Ped Link	-	E		1	49	-	0	-	0	0.0%	-	-	-	-	-	-
Ped Link: P4	Unnamed Ped Link	-	D		1	13	-	0	-	0	0.0%	-	-	-	-	-	-

C1

PRC for Signalled Lanes (%): 20.8
PRC Over All Lanes (%): 20.8

Total Delay for Signalled Lanes (pcuHr): 12.64
Total Delay Over All Lanes(pcuHr): 12.97

Cycle Time (s): 120

Basic Results Summary

Scenario 5: '2028 B + C + D AM' (FG5: '2028 B + C + D AM', Plan 1: 'AM')

Network Layout Diagram

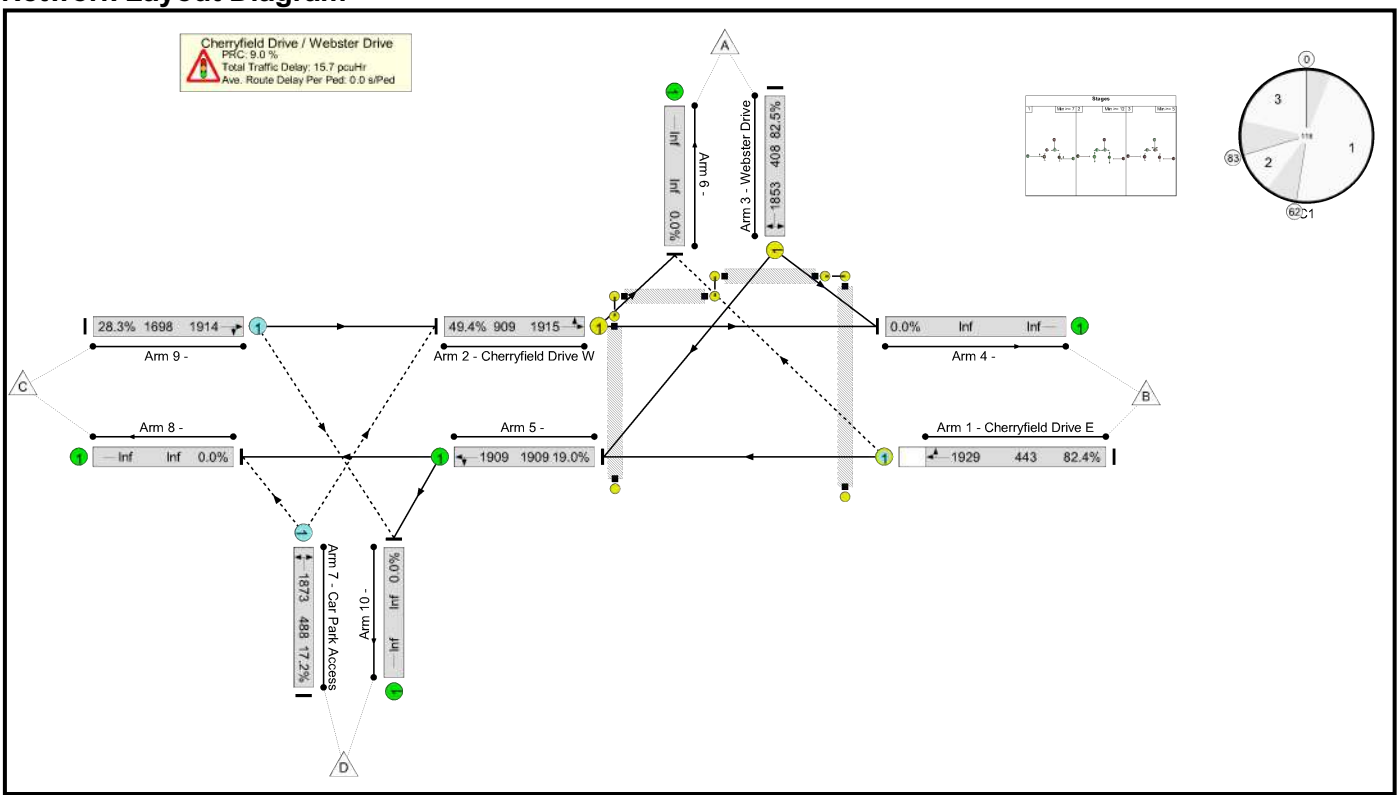

Basic Results Summary

Network Results

Item	Lane Description	Lane Type	Full Phase	Arrow Phase	Num Greens	Total Green (s)	Arrow Green (s)	Demand Flow (pcu)	Sat Flow (pcu/Hr)	Capacity (pcu)	Deg Sat (%)	Turners In Gaps (pcu)	Turners When Unopposed (pcu)	Turners In Intergreen (pcu)	Total Delay (pcuHr)	Av. Delay Per PCU (s/pcu)	Mean Max Queue (pcu)
Network	-	-	-		-	-	-	-	-	-	**82.5%**	**310**	**0**	**3**	**15.7**	-	-
Cherryfield Drive / Webster Drive	-	-	-		-	-	-	-	-	-	**82.5%**	**310**	**0**	**3**	**15.7**	-	-
1/1	Cherryfield Drive E Ahead Right	O	B		1	55	-	365	1929	443	82.4%	173	0	3	5.8	57.6	13.2
2/1	Cherryfield Drive W Ahead Left	U	A		1	55	-	449	1915	909	49.4%	-	-	-	3.1	25.2	10.5
3/1	Webster Drive Left Right	U	C		1	25	-	337	1853	408	82.5%	-	-	-	6.3	67.6	12.7
5/1	Ahead Left	U	-		-	-	-	363	1909	1909	19.0%	-	-	-	0.1	1.2	0.1
7/1	Car Park Access Right Left	O	-		-	-	-	84	1873	488	17.2%	84	0	0	0.1	4.4	0.1
9/1	Ahead Right	O	-		-	-	-	480	1914	1698	28.3%	53	0	0	0.2	1.5	0.2
Ped Link: P1	Unnamed Ped Link	-	G		1	13	-	0	-	0	0.0%	-	-	-	-	-	-
Ped Link: P2	Unnamed Ped Link	-	F		1	78	-	0	-	0	0.0%	-	-	-	-	-	-
Ped Link: P3	Unnamed Ped Link	-	E		1	47	-	0	-	0	0.0%	-	-	-	-	-	-
Ped Link: P4	Unnamed Ped Link	-	D		1	13	-	0	-	0	0.0%	-	-	-	-	-	-

C1 PRC for Signalled Lanes (%): 9.0 Total Delay for Signalled Lanes (pcuHr): 15.31 Cycle Time (s): 118
PRC Over All Lanes (%): 9.0 Total Delay Over All Lanes(pcuHr): 15.72

Basic Results Summary

Scenario 6: '2028 B + C + D PM' (FG6: '2028 B + C + D PM', Plan 2: 'PM')

Network Layout Diagram

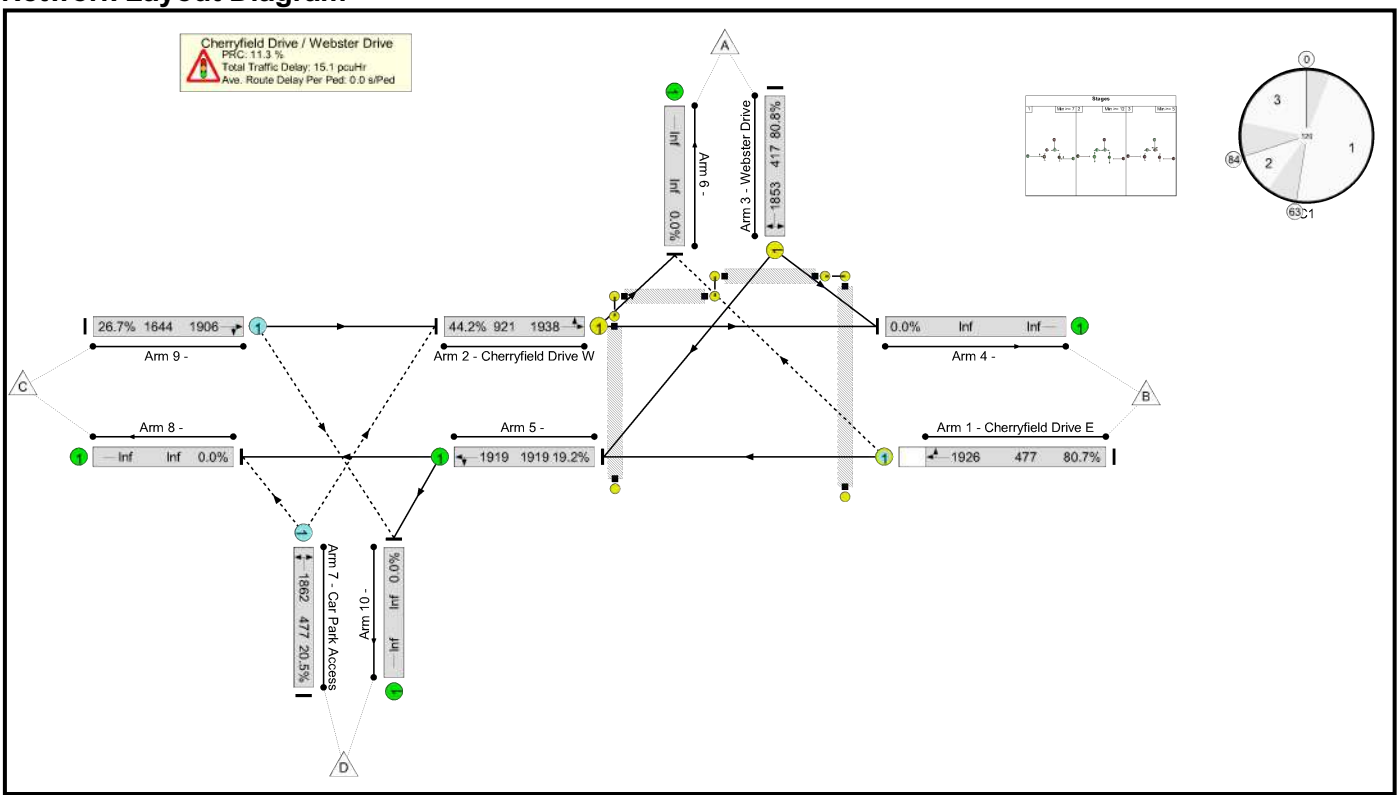

Basic Results Summary

Network Results

Item	Lane Description	Lane Type	Full Phase	Arrow Phase	Num Greens	Total Green (s)	Arrow Green (s)	Demand Flow (pcu)	Sat Flow (pcu/Hr)	Capacity (pcu)	Deg Sat (%)	Turners In Gaps (pcu)	Turners When Unopposed (pcu)	Turners In Intergreen (pcu)	Total Delay (pcuHr)	Av. Delay Per PCU (s/pcu)	Mean Max Queue (pcu)
Network	-	-	-		-	-	-	-	-	-	**80.8%**	**347**	**0**	**3**	**15.1**	-	-
Cherryfield Drive / Webster Drive	-	-	-		-	-	-	-	-	-	**80.8%**	**347**	**0**	**3**	**15.1**	-	-
1/1	Cherryfield Drive E Ahead Right	O	B		1	56	-	385	1926	477	80.7%	187	0	3	5.7	53.7	13.5
2/1	Cherryfield Drive W Ahead Left	U	A		1	56	-	407	1938	921	44.2%	-	-	-	2.8	24.4	9.3
3/1	Webster Drive Left Right	U	C		1	26	-	337	1853	417	80.8%	-	-	-	6.1	65.5	12.6
5/1	Ahead Left	U	-		-	-	-	369	1919	1919	19.2%	-	-	-	0.1	1.2	0.1
7/1	Car Park Access Right Left	O	-		-	-	-	98	1862	477	20.5%	98	0	0	0.1	4.7	0.1
9/1	Ahead Right	O	-		-	-	-	439	1906	1644	26.7%	62	0	0	0.2	1.5	0.2
Ped Link: P1	Unnamed Ped Link	-	G		1	13	-	0	-	0	0.0%	-	-	-	-	-	-
Ped Link: P2	Unnamed Ped Link	-	F		1	79	-	0	-	0	0.0%	-	-	-	-	-	-
Ped Link: P3	Unnamed Ped Link	-	E		1	48	-	0	-	0	0.0%	-	-	-	-	-	-
Ped Link: P4	Unnamed Ped Link	-	D		1	13	-	0	-	0	0.0%	-	-	-	-	-	-

C1

PRC for Signalled Lanes (%): 11.3
PRC Over All Lanes (%): 11.3

Total Delay for Signalled Lanes (pcuHr): 14.64
Total Delay Over All Lanes(pcuHr): 15.07

Cycle Time (s): 120

Basic Results Summary

APPENDIX T A506 Valley Road / Whitefield Drive / Bewley Drive – LinSig Results

Basic Results Summary

User and Project Details

Project:	
Title:	
Location:	
Additional detail:	
File name:	1005_1025_Valley Road_Bewley_Whitefield_Revised.lsg3x
Author:	
Company:	
Address:	

Basic Results Summary

Scenario 1: '2022 Base AM' (FG1: '2022 Base AM', Plan 1: 'Network Control Plan 1')

Network Layout Diagram

Basic Results Summary

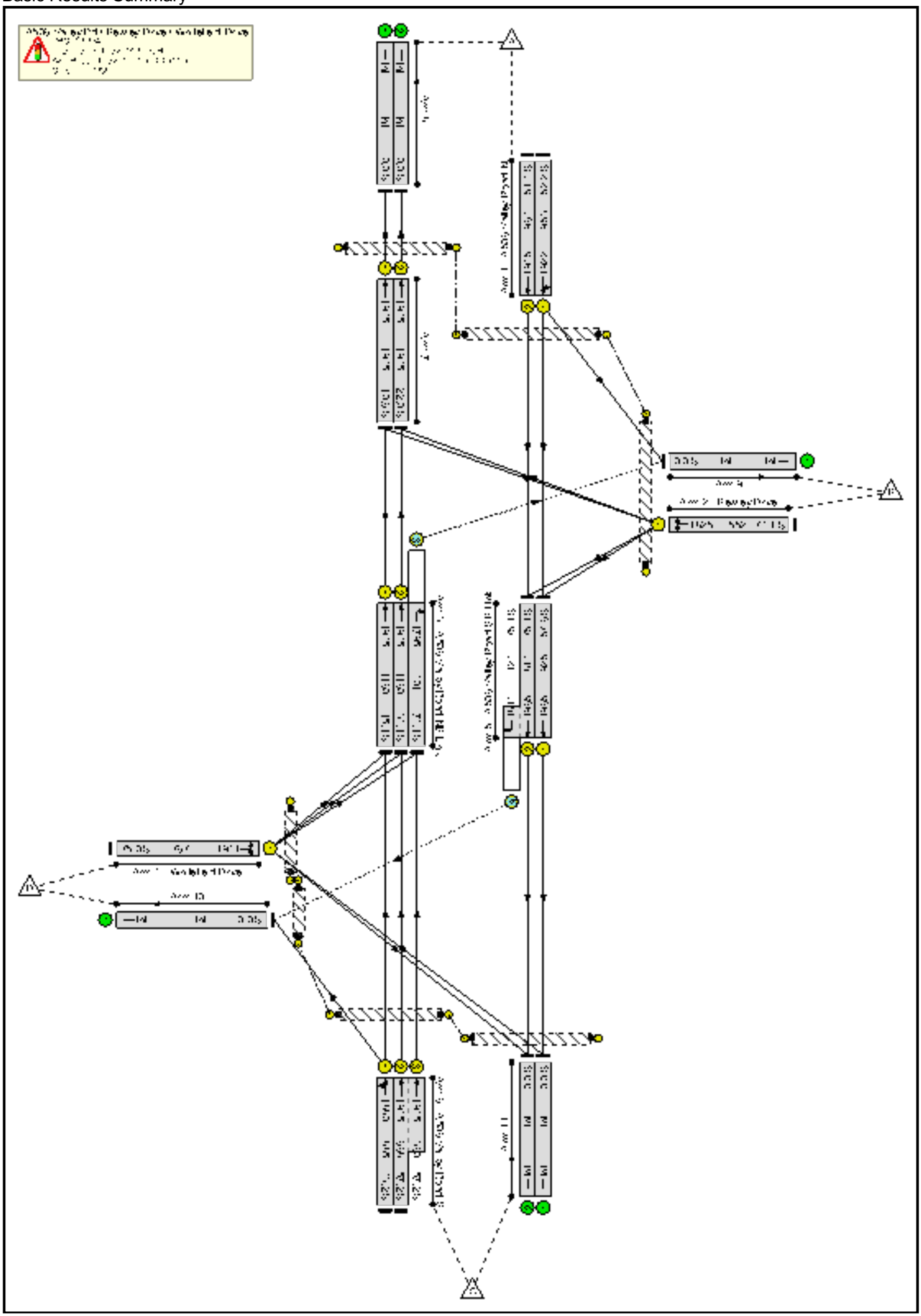

Basic Results Summary

Basic Results Summary

Network Results

Item	Lane Description	Lane Type	Full Phase	Arrow Phase	Num Greens	Total Green (s)	Arrow Green (s)	Demand Flow (pcu)	Sat Flow (pcu/Hr)	Capacity (pcu)	Deg Sat (%)	Turners In Gaps (pcu)	Turners When Unopposed (pcu)	Turners In Intergreen (pcu)	Total Delay (pcuHr)	Av. Delay Per PCU (s/pcu)	Mean Max Queue (pcu)
Network	-	-	-		-	-	-	-	-	-	**75.1%**	**206**	**136**	**48**	**38.9**	-	-
A506 Valley Rd / Bewley Drive / Whitefield Drive	-	-	-		-	-	-	-	-	-	**75.1%**	**206**	**136**	**48**	**38.9**	-	-
1/1	A506 Valley Road N Ahead Left	U	C1:A		1	58	-	497	1922	953	52.2%	-	-	-	3.4	24.3	11.6
1/2	A506 Valley Road N Ahead	U	C1:A		1	58	-	496	1945	964	51.4%	-	-	-	3.3	24.1	11.6
2/1	Bewley Drive Left Right	U	C1:C		1	35	-	409	1825	552	74.1%	-	-	-	5.6	49.6	13.4
3/1	A506 Valley Road NB Link Ahead	U	C1:B		1	70	-	175	1945	1160	15.1%	-	-	-	0.3	5.2	2.9
3/2	A506 Valley Road NB Link Ahead	U	C1:B		1	70	-	396	1945	1160	34.1%	-	-	-	0.8	7.6	9.7
3/3	A506 Valley Road NB Link Right	O	C1:B	C1:H	1	70	7	297	1795	401	74.1%	114	136	47	5.2	63.0	10.4
4/1	Whitefield Drive Left Right	U	C2:C		1	46	-	575	1941	767	75.0%	-	-	-	6.4	40.2	17.8
5/1	A506 Valley Road SB Link Ahead	U	C2:B		1	55	-	533	1965	925	57.6%	-	-	-	2.6	17.3	7.8
5/2+5/3	A506 Valley Road SB Link Right Ahead	U+O	C2:B		1	55	-	704	1965:1814	814+124	75.1 : 75.1%	92	0	1	4.6	23.3	11.4
6/1	A506 Valley Road S Ahead Left	U	C2:A		1	55	-	382	1880	885	43.2%	-	-	-	2.6	24.5	8.8
6/2+6/3	A506 Valley Road S Ahead	U	C2:A		1	55	-	588	1945:1945	668+360	57.2 : 57.2%	-	-	-	4.0	24.3	10.0
7/1	Ahead	U	C1:D		1	119	-	207	1945	1945	10.6%	-	-	-	0.1	1.0	0.1

Basic Results Summary

7/2	Ahead	U	C1:D		1	119	-	428	1945	1945	22.0%	-	-	-	0.1	1.2	0.1
Ped Link: P1	Unnamed Ped Link	-	C1:G		0	0	-	0	-	0	0.0%	-	-	-	Inf	Inf	Inf
Ped Link: P2	Unnamed Ped Link	-	C1:F		1	47	-	0	-	0	0.0%	-	-	-	-	-	-
Ped Link: P3	Unnamed Ped Link	-	C1:E		0	0	-	0	-	0	0.0%	-	-	-	Inf	Inf	Inf
Ped Link: P4	Unnamed Ped Link	-	C2:E		0	0	-	0	-	0	0.0%	-	-	-	Inf	Inf	Inf
Ped Link: P5	Unnamed Ped Link	-	C2:D		1	48	-	0	-	0	0.0%	-	-	-	-	-	-
Ped Link: P6	Unnamed Ped Link	-	C2:G		1	46	-	0	-	0	0.0%	-	-	-	-	-	-
Ped Link: P7	Unnamed Ped Link	-	C2:F		1	57	-	0	-	0	0.0%	-	-	-	-	-	-

C1 - Valley Road / Bewley Drive
C2 - Valley Road / Whitefield Drive

PRC for Signalled Lanes (%): 21.5
PRC for Signalled Lanes (%): 19.9
PRC Over All Lanes (%): 19.9

Total Delay for Signalled Lanes (pcuHr): 18.81
Total Delay for Signalled Lanes (pcuHr): 20.12
Total Delay Over All Lanes(pcuHr): 38.93

Cycle Time (s): 119
Cycle Time (s): 119

Basic Results Summary
Scenario 2: '2022 Base PM' (FG2: '2022 Base PM', Plan 1: 'Network Control Plan 1')
Network Layout Diagram

Basic Results Summary

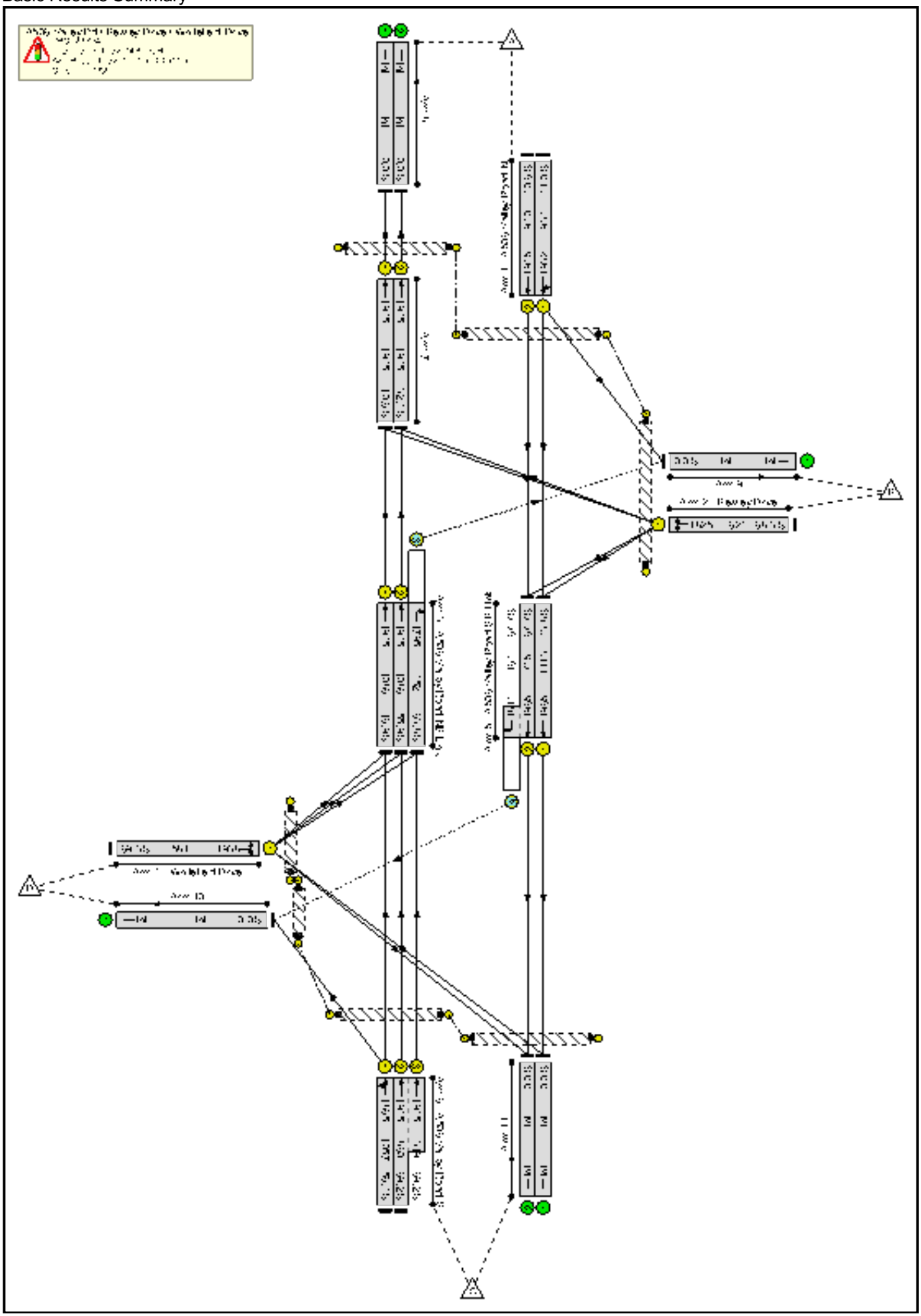

Basic Results Summary

Basic Results Summary

Network Results

Item	Lane Description	Lane Type	Full Phase	Arrow Phase	Num Greens	Total Green (s)	Arrow Green (s)	Demand Flow (pcu)	Sat Flow (pcu/Hr)	Capacity (pcu)	Deg Sat (%)	Turners In Gaps (pcu)	Turners When Unopposed (pcu)	Turners In Intergreen (pcu)	Total Delay (pcuHr)	Av. Delay Per PCU (s/pcu)	Mean Max Queue (pcu)
Network	-	-	-		-	-	-	-	-	-	**69.3%**	**212**	**67**	**120**	**34.6**	-	-
A506 Valley Rd / Bewley Drive / Whitefield Drive	-	-	-		-	-	-	-	-	-	**69.3%**	**212**	**67**	**120**	**34.6**	-	-
1/1	A506 Valley Road N Ahead Left	U	C1:A		1	57	-	383	1932	934	41.0%	-	-	-	2.5	23.2	8.5
1/2	A506 Valley Road N Ahead	U	C1:A		1	57	-	382	1945	940	40.6%	-	-	-	2.5	23.2	8.5
2/1	Bewley Drive Left Right	U	C1:C		1	40	-	426	1825	624	68.3%	-	-	-	5.1	42.9	13.3
3/1	A506 Valley Road NB Link Ahead	U	C1:B		1	66	-	184	1945	1086	16.9%	-	-	-	0.3	5.2	0.7
3/2	A506 Valley Road NB Link Ahead	U	C1:B		1	66	-	607	1945	1086	55.9%	-	-	-	0.9	5.5	3.3
3/3	A506 Valley Road NB Link Right	O	C1:B	C1:H	1	66	4	288	1795	452	63.8%	212	67	9	3.4	41.9	5.7
4/1	Whitefield Drive Left Right	U	C2:C		1	35	-	403	1938	581	69.3%	-	-	-	5.3	47.1	13.0
5/1	A506 Valley Road SB Link Ahead	U	C2:B		1	67	-	488	1965	1113	43.8%	-	-	-	1.6	11.8	5.6
5/2+5/3	A506 Valley Road SB Link Right Ahead	U+O	C2:B		1	67	-	615	1965:1814	745+164	67.7 : 67.7%	0	0	111	4.7	27.4	7.4
6/1	A506 Valley Road S Ahead Left	U	C2:A		1	67	-	596	1865	1057	56.4%	-	-	-	3.4	20.5	13.2
6/2+6/3	A506 Valley Road S Ahead	U	C2:A		1	67	-	816	1945:1945	860+319	69.2 : 69.2%	-	-	-	4.8	21.4	16.9
7/1	Ahead	U	C1:D		1	120	-	206	1945	1945	10.6%	-	-	-	0.1	1.0	0.1

Basic Results Summary

7/2	Ahead	U	C1:D		1	120	-	630	1945	1945	32.4%	-	-	-	0.2	1.4	0.2
Ped Link: P1	Unnamed Ped Link	-	C1:G		0	0	-	0	-	0	0.0%	-	-	-	Inf	Inf	Inf
Ped Link: P2	Unnamed Ped Link	-	C1:F		1	49	-	0	-	0	0.0%	-	-	-	-	-	-
Ped Link: P3	Unnamed Ped Link	-	C1:E		0	0	-	0	-	0	0.0%	-	-	-	Inf	Inf	Inf
Ped Link: P4	Unnamed Ped Link	-	C2:E		0	0	-	0	-	0	0.0%	-	-	-	Inf	Inf	Inf
Ped Link: P5	Unnamed Ped Link	-	C2:D		1	37	-	0	-	0	0.0%	-	-	-	-	-	-
Ped Link: P6	Unnamed Ped Link	-	C2:G		1	35	-	0	-	0	0.0%	-	-	-	-	-	-
Ped Link: P7	Unnamed Ped Link	-	C2:F		1	69	-	0	-	0	0.0%	-	-	-	-	-	-

C1 - Valley Road / Bewley Drive
C2 - Valley Road / Whitefield Drive

PRC for Signalled Lanes (%): 31.7
PRC for Signalled Lanes (%): 29.8
PRC Over All Lanes (%): 29.8

Total Delay for Signalled Lanes (pcuHr): 14.86
Total Delay for Signalled Lanes (pcuHr): 19.78
Total Delay Over All Lanes(pcuHr): 34.64

Cycle Time (s): 120
Cycle Time (s): 120

Basic Results Summary
Scenario 3: '2028 B + C AM' (FG3: '2028 B + C AM', Plan 1: 'Network Control Plan 1')
Network Layout Diagram

Basic Results Summary

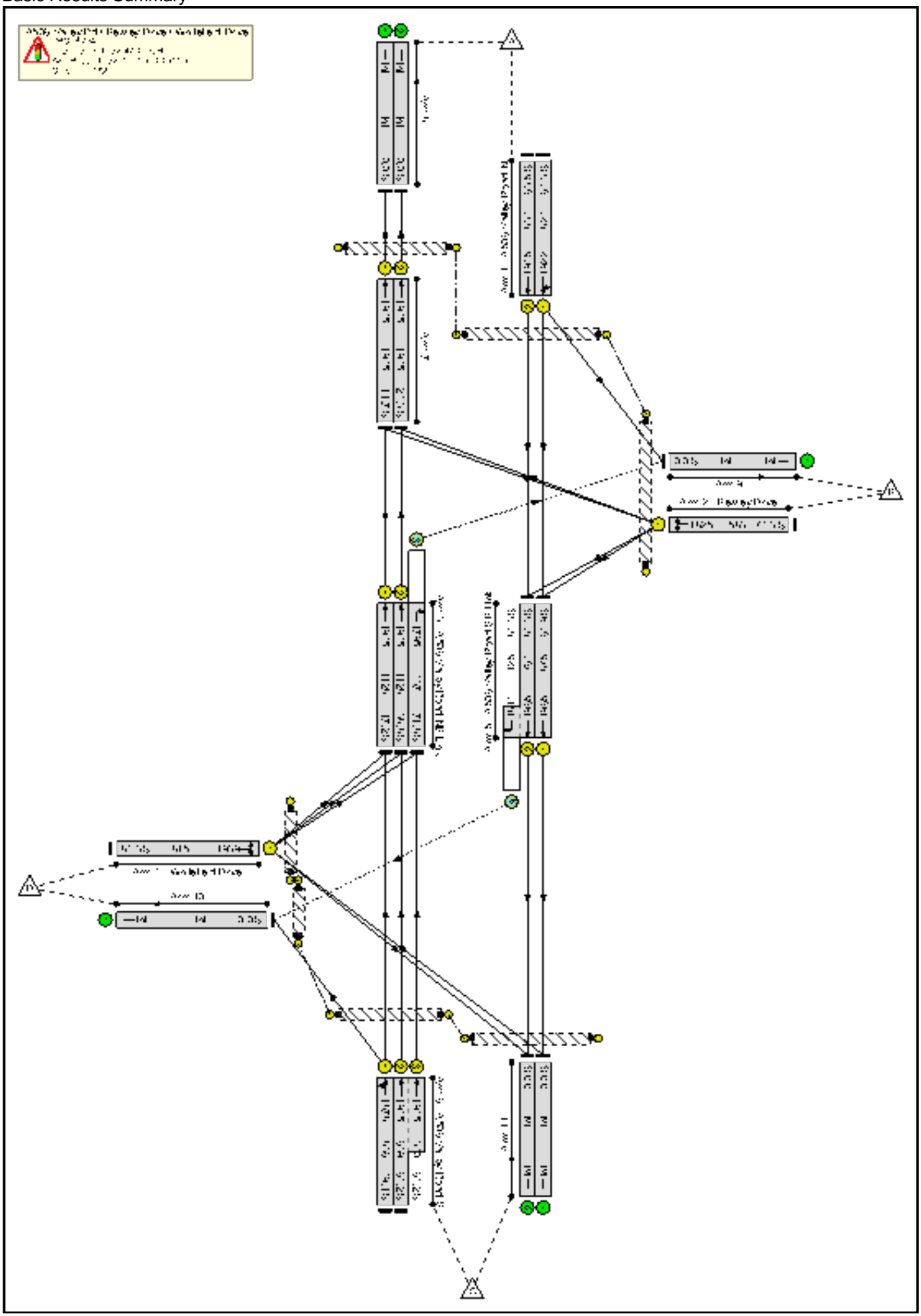

Basic Results Summary

Basic Results Summary

Network Results

Item	Lane Description	Lane Type	Full Phase	Arrow Phase	Num Greens	Total Green (s)	Arrow Green (s)	Demand Flow (pcu)	Sat Flow (pcu/Hr)	Capacity (pcu)	Deg Sat (%)	Turners In Gaps (pcu)	Turners When Unopposed (pcu)	Turners In Intergreen (pcu)	Total Delay (pcuHr)	Av. Delay Per PCU (s/pcu)	Mean Max Queue (pcu)
Network	-	-	-		-	-	-	-	-	-	**84.3%**	**140**	**226**	**53**	**47.0**	-	-
A506 Valley Rd / Bewley Drive / Whitefield Drive	-	-	-		-	-	-	-	-	-	**84.3%**	**140**	**226**	**53**	**47.0**	-	-
1/1	A506 Valley Road N Ahead Left	U	C1:A		1	50	-	530	1922	824	64.3%	-	-	-	4.8	32.9	14.6
1/2	A506 Valley Road N Ahead	U	C1:A		1	50	-	529	1945	834	63.5%	-	-	-	4.8	32.6	14.5
2/1	Bewley Drive Left Right	U	C1:C		1	37	-	433	1825	583	74.3%	-	-	-	5.8	47.9	14.2
3/1	A506 Valley Road NB Link Ahead	U	C1:B		1	68	-	194	1945	1128	17.2%	-	-	-	0.3	6.0	1.1
3/2	A506 Valley Road NB Link Ahead	U	C1:B		1	68	-	438	1945	1128	38.8%	-	-	-	0.5	4.4	1.2
3/3	A506 Valley Road NB Link Right	O	C1:B	C1:H	1	68	13	314	1795	437	71.8%	60	226	28	5.0	57.6	6.9
4/1	Whitefield Drive Left Right	U	C2:C		1	49	-	687	1939	815	84.3%	-	-	-	8.5	44.5	22.8
5/1	A506 Valley Road SB Link Ahead	U	C2:B		1	52	-	568	1965	875	64.9%	-	-	-	2.6	16.4	16.2
5/2+5/3	A506 Valley Road SB Link Right Ahead	U+O	C2:B		1	52	-	749	1965:1814	764+125	84.3 : 84.3%	80	0	25	6.4	30.8	23.7
6/1	A506 Valley Road S Ahead Left	U	C2:A		1	52	-	411	1878	836	49.1%	-	-	-	3.2	27.7	10.1
6/2+6/3	A506 Valley Road S Ahead	U	C2:A		1	52	-	628	1945:1945	639+340	64.2 : 64.2%	-	-	-	4.9	28.0	12.3
7/1	Ahead	U	C1:D		1	119	-	228	1945	1945	11.7%	-	-	-	0.1	1.0	0.1

Basic Results Summary

7/2	Ahead	U	C1:D		1	119	-	472	1945	1945	24.3%	-	-	-	0.2	1.2	0.2
Ped Link: P1	Unnamed Ped Link	-	C1:G		0	0	-	0	-	0	0.0%	-	-	-	Inf	Inf	Inf
Ped Link: P2	Unnamed Ped Link	-	C1:F		1	55	-	0	-	0	0.0%	-	-	-	-	-	-
Ped Link: P3	Unnamed Ped Link	-	C1:E		0	0	-	0	-	0	0.0%	-	-	-	Inf	Inf	Inf
Ped Link: P4	Unnamed Ped Link	-	C2:E		0	0	-	0	-	0	0.0%	-	-	-	Inf	Inf	Inf
Ped Link: P5	Unnamed Ped Link	-	C2:D		1	51	-	0	-	0	0.0%	-	-	-	-	-	-
Ped Link: P6	Unnamed Ped Link	-	C2:G		1	49	-	0	-	0	0.0%	-	-	-	-	-	-
Ped Link: P7	Unnamed Ped Link	-	C2:F		1	54	-	0	-	0	0.0%	-	-	-	-	-	-

C1 - Valley Road / Bewley Drive
C2 - Valley Road / Whitefield Drive

PRC for Signalled Lanes (%): 21.1
PRC for Signalled Lanes (%): 6.7
PRC Over All Lanes (%): 6.7

Total Delay for Signalled Lanes (pcuHr): 21.51
Total Delay for Signalled Lanes (pcuHr): 25.54
Total Delay Over All Lanes(pcuHr): 47.05

Cycle Time (s): 119
Cycle Time (s): 119

Basic Results Summary
Scenario 4: '2028 B + C PM' (FG4: '2028 B + C PM', Plan 1: 'Network Control Plan 1')
Network Layout Diagram

Basic Results Summary

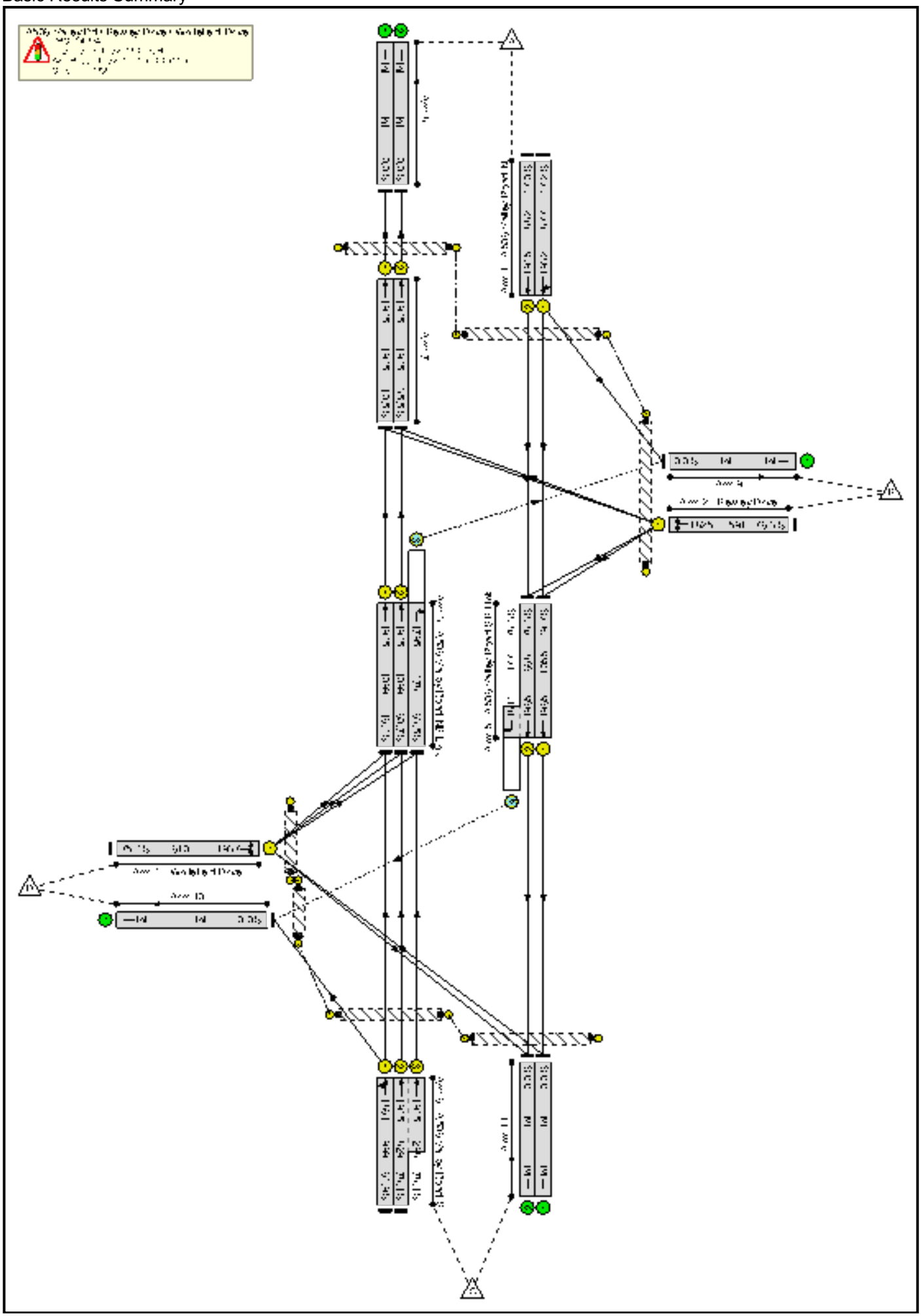

Basic Results Summary

Basic Results Summary

Network Results

Item	Lane Description	Lane Type	Full Phase	Arrow Phase	Num Greens	Total Green (s)	Arrow Green (s)	Demand Flow (pcu)	Sat Flow (pcu/Hr)	Capacity (pcu)	Deg Sat (%)	Turners In Gaps (pcu)	Turners When Unopposed (pcu)	Turners In Intergreen (pcu)	Total Delay (pcuHr)	Av. Delay Per PCU (s/pcu)	Mean Max Queue (pcu)
Network	-	-	-		-	-	-	-	-	-	**78.3%**	**162**	**133**	**148**	**39.0**	-	-
A506 Valley Rd / Bewley Drive / Whitefield Drive	-	-	-		-	-	-	-	-	-	**78.3%**	**162**	**133**	**148**	**39.0**	-	-
1/1	A506 Valley Road N Ahead Left	U	C1:A		1	48	-	414	1932	877	47.2%	-	-	-	2.8	24.4	9.1
1/2	A506 Valley Road N Ahead	U	C1:A		1	48	-	415	1945	882	47.0%	-	-	-	2.8	24.3	9.1
2/1	Bewley Drive Left Right	U	C1:C		1	34	-	451	1825	591	76.3%	-	-	-	5.7	45.3	13.6
3/1	A506 Valley Road NB Link Ahead	U	C1:B		1	60	-	180	1945	1099	16.4%	-	-	-	0.3	5.1	0.7
3/2	A506 Valley Road NB Link Ahead	U	C1:B		1	60	-	667	1945	1099	60.7%	-	-	-	1.0	5.2	1.5
3/3	A506 Valley Road NB Link Right	O	C1:B	C1:H	1	60	7	304	1795	478	63.5%	162	133	9	3.3	39.2	5.4
4/1	Whitefield Drive Left Right	U	C2:C		1	33	-	460	1937	610	75.4%	-	-	-	5.8	45.0	13.9
5/1	A506 Valley Road SB Link Ahead	U	C2:B		1	57	-	525	1965	1055	49.7%	-	-	-	1.6	11.0	5.5
5/2+5/3	A506 Valley Road SB Link Right Ahead	U+O	C2:B		1	57	-	662	1965:1814	668+177	78.3 : 78.3%	0	0	139	5.3	28.7	8.5
6/1	A506 Valley Road S Ahead Left	U	C2:A		1	57	-	649	1861	999	64.9%	-	-	-	4.1	22.9	14.6
6/2+6/3	A506 Valley Road S Ahead	U	C2:A		1	57	-	881	1945:1945	829+298	78.1 : 78.1%	-	-	-	6.1	25.1	19.3
7/1	Ahead	U	C1:D		1	108	-	204	1945	1945	10.5%	-	-	-	0.1	1.0	0.1

Basic Results Summary

7/2	Ahead	U	C1:D		1	108	-	691	1945	1945	35.5%	-	-	-	0.3	1.4	0.3
Ped Link: P1	Unnamed Ped Link	-	C1:G		0	0	-	0	-	0	0.0%	-	-	-	Inf	Inf	Inf
Ped Link: P2	Unnamed Ped Link	-	C1:F		1	46	-	0	-	0	0.0%	-	-	-	-	-	-
Ped Link: P3	Unnamed Ped Link	-	C1:E		0	0	-	0	-	0	0.0%	-	-	-	Inf	Inf	Inf
Ped Link: P4	Unnamed Ped Link	-	C2:E		0	0	-	0	-	0	0.0%	-	-	-	Inf	Inf	Inf
Ped Link: P5	Unnamed Ped Link	-	C2:D		1	35	-	0	-	0	0.0%	-	-	-	-	-	-
Ped Link: P6	Unnamed Ped Link	-	C2:G		1	33	-	0	-	0	0.0%	-	-	-	-	-	-
Ped Link: P7	Unnamed Ped Link	-	C2:F		1	59	-	0	-	0	0.0%	-	-	-	-	-	-

C1 - Valley Road / Bewley Drive	PRC for Signalled Lanes (%):	18.0	Total Delay for Signalled Lanes (pcuHr):	16.15	Cycle Time (s): 108
C2 - Valley Road / Whitefield Drive	PRC for Signalled Lanes (%):	14.9	Total Delay for Signalled Lanes (pcuHr):	22.89	Cycle Time (s): 108
	PRC Over All Lanes (%):	14.9	Total Delay Over All Lanes(pcuHr):	39.05	

Basic Results Summary
Scenario 5: '2028 B + C + D AM' (FG5: '2028 B + C + D AM', Plan 1: 'Network Control Plan 1')
Network Layout Diagram

Basic Results Summary

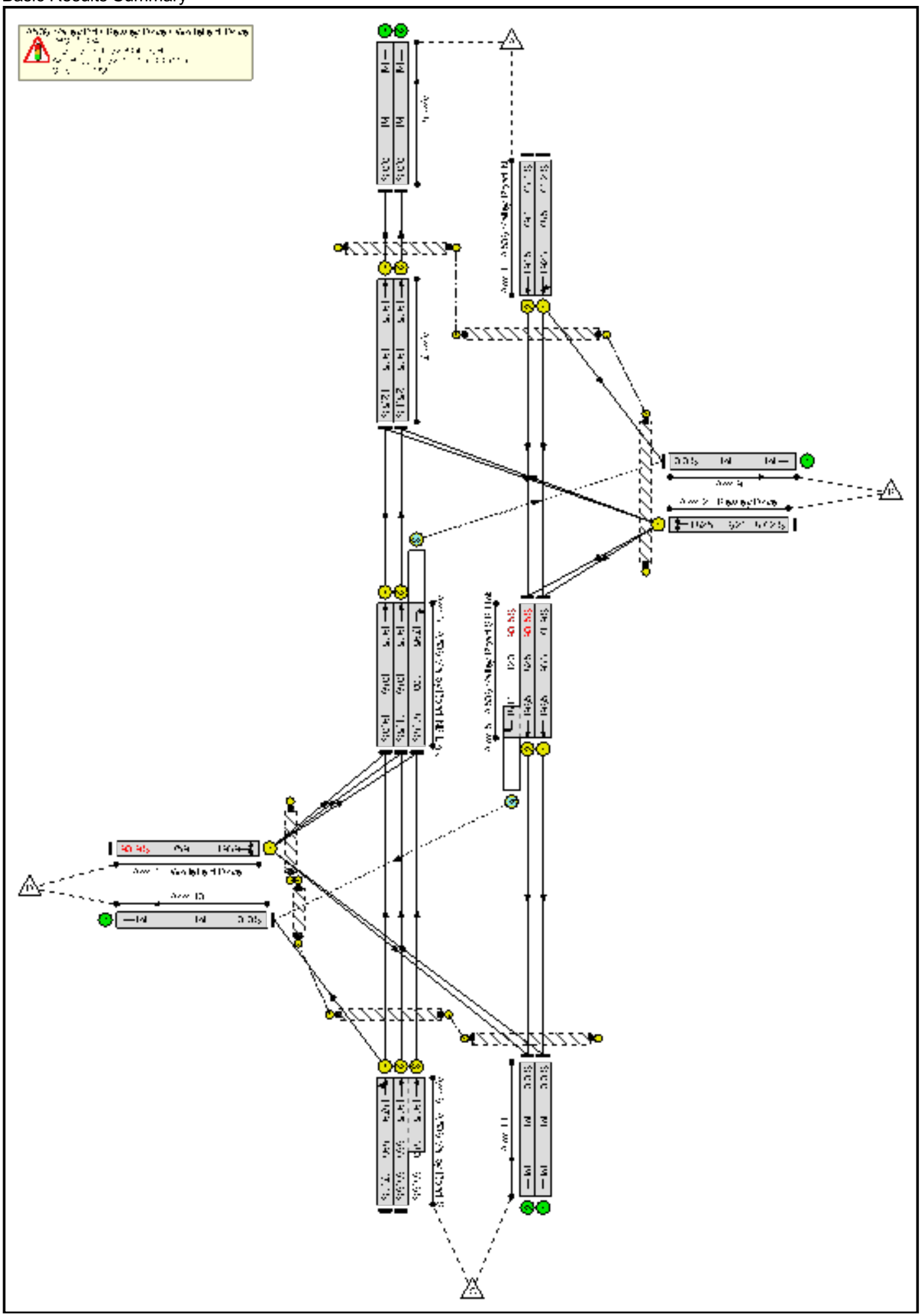

Basic Results Summary

Basic Results Summary

Network Results

Item	Lane Description	Lane Type	Full Phase	Arrow Phase	Num Greens	Total Green (s)	Arrow Green (s)	Demand Flow (pcu)	Sat Flow (pcu/Hr)	Capacity (pcu)	Deg Sat (%)	Turners In Gaps (pcu)	Turners When Unopposed (pcu)	Turners In Intergreen (pcu)	Total Delay (pcuHr)	Av. Delay Per PCU (s/pcu)	Mean Max Queue (pcu)
Network	-	-	-		-	-	-	-	-	-	**90.9%**	**99**	**224**	**124**	**60.4**	-	-
A506 Valley Rd / Bewley Drive / Whitefield Drive	-	-	-		-	-	-	-	-	-	**90.9%**	**99**	**224**	**124**	**60.4**	-	-
1/1	A506 Valley Road N Ahead Left	U	C1:A		1	48	-	583	1923	785	74.2%	-	-	-	6.3	38.9	17.8
1/2	A506 Valley Road N Ahead	U	C1:A		1	48	-	583	1945	794	73.4%	-	-	-	6.2	38.4	17.7
2/1	Bewley Drive Left Right	U	C1:C		1	40	-	544	1825	624	87.2%	-	-	-	8.8	58.0	20.1
3/1	A506 Valley Road NB Link Ahead	U	C1:B		1	66	-	206	1945	1086	19.0%	-	-	-	0.3	5.9	1.1
3/2	A506 Valley Road NB Link Ahead	U	C1:B		1	66	-	451	1945	1086	41.5%	-	-	-	0.6	4.7	1.4
3/3	A506 Valley Road NB Link Right	O	C1:B	C1:H	1	66	13	339	1795	400	84.8%	25	224	89	6.8	72.5	9.0
4/1	Whitefield Drive Left Right	U	C2:C		1	46	-	690	1939	759	90.9%	-	-	-	11.0	57.5	26.1
5/1	A506 Valley Road SB Link Ahead	U	C2:B		1	56	-	671	1965	933	71.9%	-	-	-	3.4	18.1	20.6
5/2+5/3	A506 Valley Road SB Link Right Ahead	U+O	C2:B		1	56	-	856	1965:1814	825+120	90.5 : 90.5%	74	0	35	9.0	37.9	30.8
6/1	A506 Valley Road S Ahead Left	U	C2:A		1	56	-	423	1879	893	47.4%	-	-	-	3.0	25.2	10.0
6/2+6/3	A506 Valley Road S Ahead	U	C2:A		1	56	-	664	1945:1945	663+380	63.6 : 63.6%	-	-	-	4.7	25.6	12.3
7/1	Ahead	U	C1:D		1	120	-	243	1945	1945	12.5%	-	-	-	0.1	1.1	0.1

Basic Results Summary

7/2	Ahead	U	C1:D		1	120	-	488	1945	1945	25.1%	-	-	-	0.2	1.2	0.2
Ped Link: P1	Unnamed Ped Link	-	C1:G		0	0	-	0	-	0	0.0%	-	-	-	Inf	Inf	Inf
Ped Link: P2	Unnamed Ped Link	-	C1:F		1	58	-	0	-	0	0.0%	-	-	-	-	-	-
Ped Link: P3	Unnamed Ped Link	-	C1:E		0	0	-	0	-	0	0.0%	-	-	-	Inf	Inf	Inf
Ped Link: P4	Unnamed Ped Link	-	C2:E		0	0	-	0	-	0	0.0%	-	-	-	Inf	Inf	Inf
Ped Link: P5	Unnamed Ped Link	-	C2:D		1	48	-	0	-	0	0.0%	-	-	-	-	-	-
Ped Link: P6	Unnamed Ped Link	-	C2:G		1	46	-	0	-	0	0.0%	-	-	-	-	-	-
Ped Link: P7	Unnamed Ped Link	-	C2:F		1	58	-	0	-	0	0.0%	-	-	-	-	-	-

C1 - Valley Road / Bewley Drive
C2 - Valley Road / Whitefield Drive

PRC for Signalled Lanes (%): 3.2
PRC for Signalled Lanes (%): -1.0
PRC Over All Lanes (%): -1.0

Total Delay for Signalled Lanes (pcuHr): 29.28
Total Delay for Signalled Lanes (pcuHr): 31.10
Total Delay Over All Lanes(pcuHr): 60.38

Cycle Time (s): 120
Cycle Time (s): 120

Basic Results Summary
Scenario 6: '2028 B + C + D PM' (FG6: '2028 B + C + D PM', Plan 1: 'Network Control Plan 1')
Network Layout Diagram

Basic Results Summary

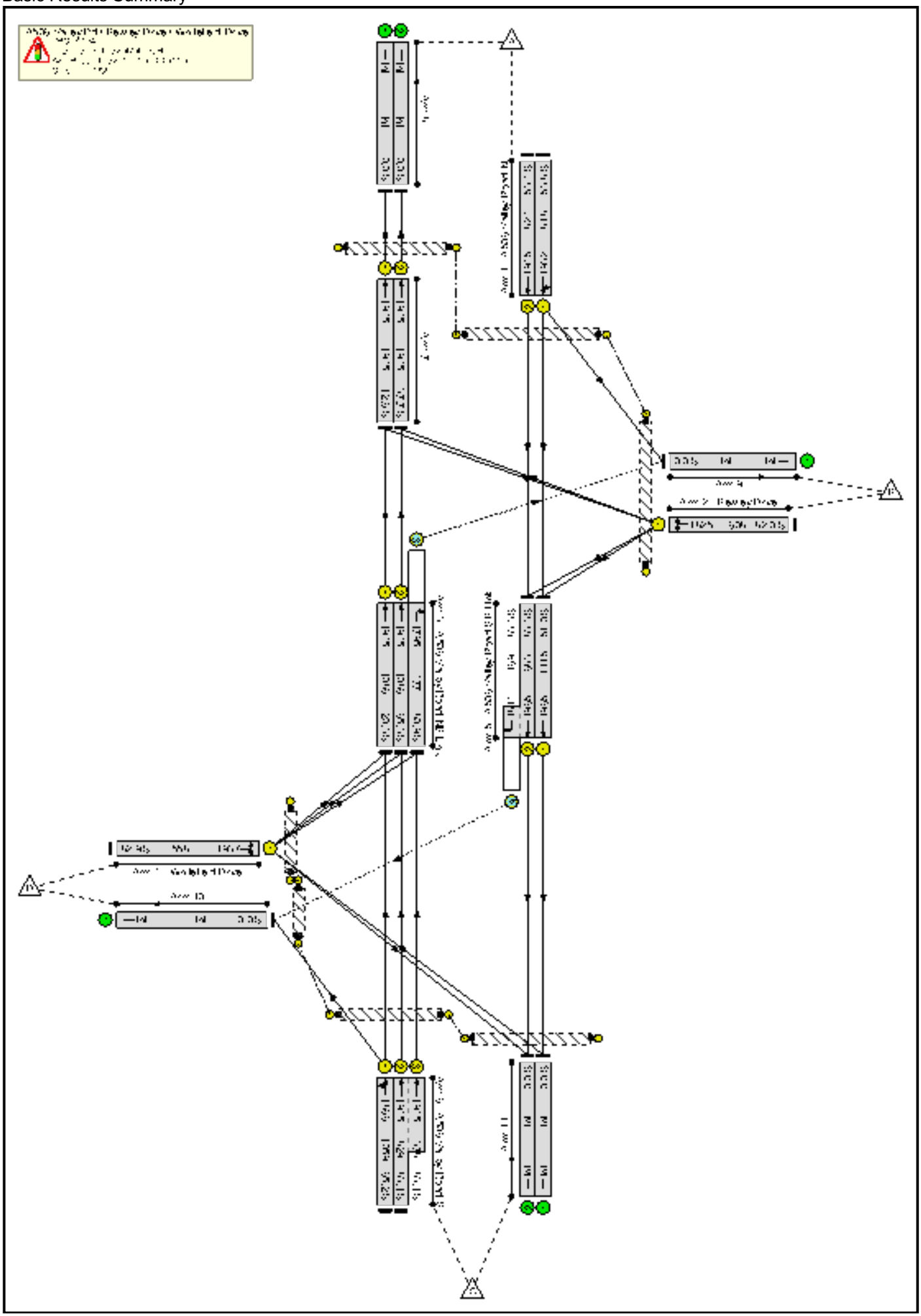

Basic Results Summary

Basic Results Summary

Network Results

Item	Lane Description	Lane Type	Full Phase	Arrow Phase	Num Greens	Total Green (s)	Arrow Green (s)	Demand Flow (pcu)	Sat Flow (pcu/Hr)	Capacity (pcu)	Deg Sat (%)	Turners In Gaps (pcu)	Turners When Unopposed (pcu)	Turners In Intergreen (pcu)	Total Delay (pcuHr)	Av. Delay Per PCU (s/pcu)	Mean Max Queue (pcu)
Network	-	-	-		-	-	-	-	-	-	**83.3%**	**121**	**194**	**212**	**47.4**	-	-
A506 Valley Rd / Bewley Drive / Whitefield Drive	-	-	-		-	-	-	-	-	-	**83.3%**	**121**	**194**	**212**	**47.4**	-	-
1/1	A506 Valley Road N Ahead Left	U	C1:A		1	46	-	440	1932	818	53.8%	-	-	-	3.5	28.6	10.6
1/2	A506 Valley Road N Ahead	U	C1:A		1	46	-	440	1945	824	53.4%	-	-	-	3.5	28.5	10.6
2/1	Bewley Drive Left Right	U	C1:C		1	36	-	499	1825	608	82.0%	-	-	-	6.9	49.8	16.2
3/1	A506 Valley Road NB Link Ahead	U	C1:B		1	61	-	220	1945	1086	20.3%	-	-	-	0.3	5.2	1.0
3/2	A506 Valley Road NB Link Ahead	U	C1:B		1	61	-	709	1945	1086	65.3%	-	-	-	1.3	6.6	9.7
3/3	A506 Valley Road NB Link Right	O	C1:B	C1:H	1	61	10	386	1795	477	80.9%	121	194	71	5.5	51.5	13.3
4/1	Whitefield Drive Left Right	U	C2:C		1	31	-	463	1937	558	82.9%	-	-	-	7.1	54.9	15.6
5/1	A506 Valley Road SB Link Ahead	U	C2:B		1	62	-	569	1965	1115	51.0%	-	-	-	1.6	10.1	6.1
5/2+5/3	A506 Valley Road SB Link Right Ahead	U+O	C2:B		1	62	-	710	1965:1814	683+169	83.3 : 83.3%	0	0	141	6.0	30.7	9.3
6/1	A506 Valley Road S Ahead Left	U	C2:A		1	62	-	690	1866	1059	65.2%	-	-	-	4.1	21.3	15.5
6/2+6/3	A506 Valley Road S Ahead	U	C2:A		1	62	-	1003	1945:1945	829+378	83.1 : 83.1%	-	-	-	7.2	25.7	23.5
7/1	Ahead	U	C1:D		1	111	-	245	1945	1945	12.6%	-	-	-	0.1	1.1	0.1

Basic Results Summary

7/2	Ahead	U	C1:D		1	111	-	734	1945	1945	37.7%	-	-	-	0.3	1.5	0.3
Ped Link: P1	Unnamed Ped Link	-	C1:G		0	0	-	0	-	0	0.0%	-	-	-	Inf	Inf	Inf
Ped Link: P2	Unnamed Ped Link	-	C1:F		1	51	-	0	-	0	0.0%	-	-	-	-	-	-
Ped Link: P3	Unnamed Ped Link	-	C1:E		0	0	-	0	-	0	0.0%	-	-	-	Inf	Inf	Inf
Ped Link: P4	Unnamed Ped Link	-	C2:E		0	0	-	0	-	0	0.0%	-	-	-	Inf	Inf	Inf
Ped Link: P5	Unnamed Ped Link	-	C2:D		1	33	-	0	-	0	0.0%	-	-	-	-	-	-
Ped Link: P6	Unnamed Ped Link	-	C2:G		1	31	-	0	-	0	0.0%	-	-	-	-	-	-
Ped Link: P7	Unnamed Ped Link	-	C2:F		1	64	-	0	-	0	0.0%	-	-	-	-	-	-

C1 - Valley Road / Bewley Drive
C2 - Valley Road / Whitefield Drive

PRC for Signalled Lanes (%): 9.7
PRC for Signalled Lanes (%): 8.1
PRC Over All Lanes (%): 8.1

Total Delay for Signalled Lanes (pcuHr): 21.40
Total Delay for Signalled Lanes (pcuHr): 25.96
Total Delay Over All Lanes(pcuHr): 47.37

Cycle Time (s): 111
Cycle Time (s): 111

APPENDIX U M57 Junction 6 – LinSig Results

Basic Results Summary

User and Project Details

Project:	
Title:	
Location:	
Additional detail:	
File name:	M57 J6 Roundabout.lsg3x
Author:	
Company:	
Address:	

Scenario 1: '2022 Base AM' (FG1: '2022 Base AM', Plan 1: 'Network Control Plan 1')

Network Layout Diagram

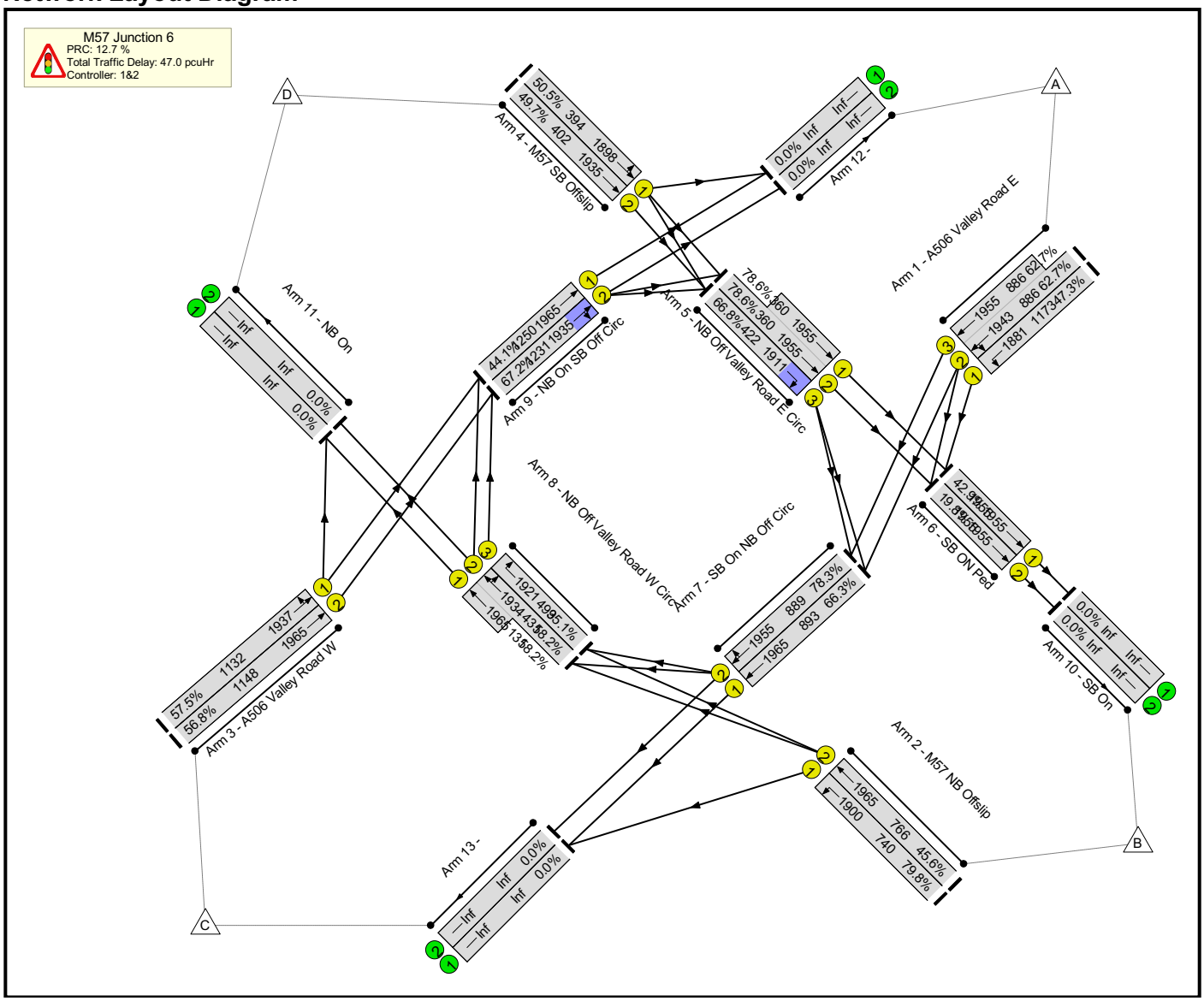

Basic Results Summary

Network Results

Item	Lane Description	Lane Type	Full Phase	Arrow Phase	Num Greens	Total Green (s)	Arrow Green (s)	Demand Flow (pcu)	Sat Flow (pcu/Hr)	Capacity (pcu)	Deg Sat (%)	Turners In Gaps (pcu)	Turners When Unopposed (pcu)	Turners In Intergreen (pcu)	Total Delay (pcuHr)	Av. Delay Per PCU (s/pcu)	Mean Max Queue (pcu)
Network	**-**	**-**	**-**		**-**	**-**	**-**	**-**	**-**	**-**	**79.8%**	**0**	**0**	**0**	**47.0**	**-**	**-**
M57 Junction 6	**-**	**-**	**-**		**-**	**-**	**-**	**-**	**-**	**-**	**79.8%**	**0**	**0**	**0**	**47.0**	**-**	**-**
1/1	A506 Valley Road E Left	U	C2:B		1	47	-	555	1881	1173	47.3%	-	-	-	1.6	10.7	6.8
1/2+1/3	A506 Valley Road E Left Ahead	U	C2:B		1	47	-	1110	1943:1955	886+886	62.7 : 62.7%	-	-	-	3.2	10.4	7.0
2/1	M57 NB Offslip Left	U	C1:B		1	29	-	591	1900	740	79.8%	-	-	-	5.3	32.6	13.1
2/2	M57 NB Offslip Ahead	U	C1:B		1	29	-	349	1965	766	45.6%	-	-	-	2.1	21.8	5.9
3/1	A506 Valley Road W Ahead Left	U	C1:E		1	44	-	651	1937	1132	57.5%	-	-	-	2.5	13.7	9.4
3/2	A506 Valley Road W Ahead	U	C1:E		1	44	-	652	1965	1148	56.8%	-	-	-	2.5	13.6	9.2
4/1	M57 SB Offslip Ahead Left	U	C2:F		1	15	-	199	1898	394	50.5%	-	-	-	2.0	36.2	4.3
4/2	M57 SB Offslip Ahead	U	C2:F		1	15	-	200	1935	402	49.7%	-	-	-	2.0	35.8	4.3
5/2+5/1	NB Off Valley Road E Circ Ahead	U	C2:A		1	16	-	566	1955:1955	360+360	78.6 : 78.6%	-	-	-	7.0	44.6	7.9
5/3	NB Off Valley Road E Circ Right	U	C2:A		1	16	-	282	1911	422	66.8%	-	-	-	1.3	16.9	4.9
6/1	SB ON Ped Ahead	U	C2:D		1	77	-	838	1955	1955	42.9%	-	-	-	0.4	1.6	0.4
6/2	SB ON Ped Ahead	U	C2:D		1	77	-	387	1955	1955	19.8%	-	-	-	0.1	1.1	0.1
7/1	SB On NB Off Circ Ahead	U	C1:A		1	34	-	592	1965	893	66.3%	-	-	-	3.8	23.1	9.3

Basic Results Summary

7/2	SB On NB Off Circ Right Ahead	U	C1:A		1	34	-	696	1955	889	78.3%	-	-	-	5.5	28.2	12.8
8/2+8/1	NB Off Valley Road W Circ Right Ahead	U	C1:D		1	19	-	327	1934:1965	431+131	58.2 : 58.2%	-	-	-	2.5	28.1	5.3
8/3	NB Off Valley Road W Circ Right	U	C1:D		1	19	-	175	1921	499	35.1%	-	-	-	1.5	30.7	4.0
9/1	NB On SB Off Circ Ahead	U	C2:E		1	48	-	552	1965	1250	44.1%	-	-	-	1.4	9.0	4.7
9/2	NB On SB Off Circ Right Ahead	U	C2:E		1	48	-	827	1935	1231	67.2%	-	-	-	2.2	9.8	6.0

C1 - Southern Side	Stream: 1 PRC for Signalled Lanes (%):	12.7	Total Delay for Signalled Lanes (pcuHr):	16.71	Cycle Time (s): 77
C1 - Southern Side	Stream: 2 PRC for Signalled Lanes (%):	54.7	Total Delay for Signalled Lanes (pcuHr):	8.99	Cycle Time (s): 77
C2 - Northern Side	Stream: 1 PRC for Signalled Lanes (%):	34.0	Total Delay for Signalled Lanes (pcuHr):	7.62	Cycle Time (s): 77
C2 - Northern Side	Stream: 2 PRC for Signalled Lanes (%):	14.5	Total Delay for Signalled Lanes (pcuHr):	13.67	Cycle Time (s): 77
	PRC Over All Lanes (%):	12.7	Total Delay Over All Lanes(pcuHr):	46.98	

Basic Results Summary

Scenario 2: '2022 Base PM' (FG2: '2022 Base PM', Plan 1: 'Network Control Plan 1')

Network Layout Diagram

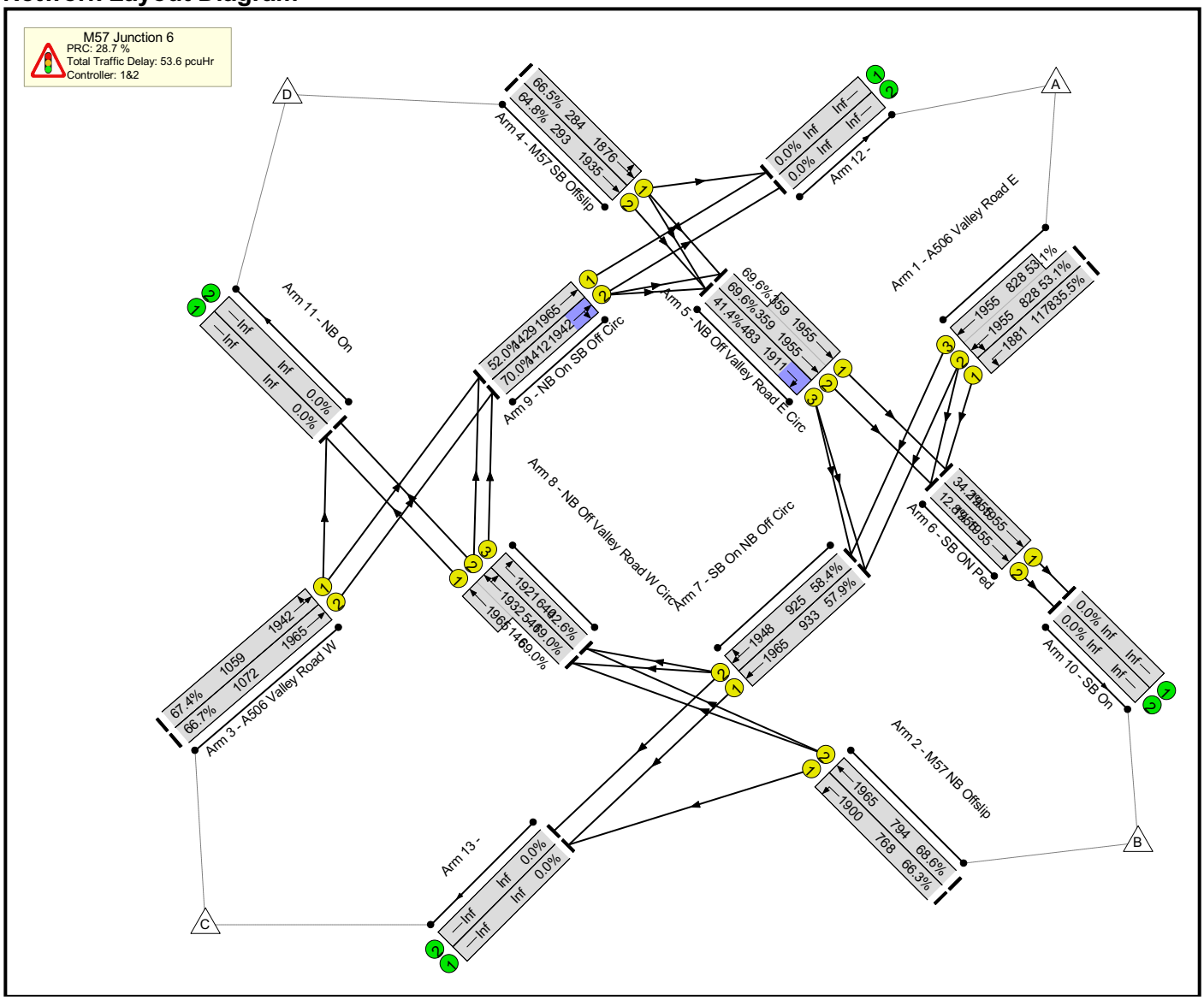

Basic Results Summary

Network Results

Item	Lane Description	Lane Type	Full Phase	Arrow Phase	Num Greens	Total Green (s)	Arrow Green (s)	Demand Flow (pcu)	Sat Flow (pcu/Hr)	Capacity (pcu)	Deg Sat (%)	Turners In Gaps (pcu)	Turners When Unopposed (pcu)	Turners In Intergreen (pcu)	Total Delay (pcuHr)	Av. Delay Per PCU (s/pcu)	Mean Max Queue (pcu)
Network	**-**	**-**	**-**		**-**	**-**	**-**	**-**	**-**	**-**	**70.0%**	**0**	**0**	**0**	**53.6**	**-**	**-**
M57 Junction 6	**-**	**-**	**-**		**-**	**-**	**-**	**-**	**-**	**-**	**70.0%**	**0**	**0**	**0**	**53.6**	**-**	**-**
1/1	A506 Valley Road E Left	U	C2:B		1	61	-	418	1881	1178	35.5%	-	-	-	1.3	11.3	5.7
1/2+1/3	A506 Valley Road E Left Ahead	U	C2:B		1	61	-	880	1955:1955	828+828	53.1 : 53.1%	-	-	-	2.7	11.2	6.3
2/1	M57 NB Offslip Left	U	C1:B		1	39	-	509	1900	768	66.3%	-	-	-	4.4	30.9	12.3
2/2	M57 NB Offslip Ahead	U	C1:B		1	39	-	545	1965	794	68.6%	-	-	-	4.8	31.5	13.3
3/1	A506 Valley Road W Ahead Left	U	C1:E		1	53	-	714	1942	1059	67.4%	-	-	-	4.2	21.4	15.1
3/2	A506 Valley Road W Ahead	U	C1:E		1	53	-	715	1965	1072	66.7%	-	-	-	4.2	21.1	14.9
4/1	M57 SB Offslip Ahead Left	U	C2:F		1	14	-	189	1876	284	66.5%	-	-	-	3.1	58.2	5.9
4/2	M57 SB Offslip Ahead	U	C2:F		1	14	-	190	1935	293	64.8%	-	-	-	3.0	56.7	5.8
5/2+5/1	NB Off Valley Road E Circ Ahead	U	C2:A		1	24	-	500	1955:1955	359+359	69.6 : 69.6%	-	-	-	6.6	47.4	8.8
5/3	NB Off Valley Road E Circ Right	U	C2:A		1	24	-	200	1911	483	41.4%	-	-	-	0.4	6.4	0.4
6/1	SB ON Ped Ahead	U	C2:D		1	99	-	668	1955	1955	34.2%	-	-	-	0.3	1.4	0.3
6/2	SB ON Ped Ahead	U	C2:D		1	99	-	250	1955	1955	12.8%	-	-	-	0.1	1.1	0.1
7/1	SB On NB Off Circ Ahead	U	C1:A		1	46	-	540	1965	933	57.9%	-	-	-	2.9	19.5	8.0

Basic Results Summary

7/2	SB On NB Off Circ Right Ahead	U	C1:A		1	46	-	540	1948	925	58.4%	-	-	-	2.9	19.6	8.0
8/2+8/1	NB Off Valley Road W Circ Right Ahead	U	C1:D		1	32	-	474	1932:1965	541+146	69.0 : 69.0%	-	-	-	5.3	40.4	12.9
8/3	NB Off Valley Road W Circ Right	U	C1:D		1	32	-	273	1921	640	42.6%	-	-	-	2.9	37.7	7.9
9/1	NB On SB Off Circ Ahead	U	C2:E		1	71	-	743	1965	1429	52.0%	-	-	-	1.8	8.8	8.7
9/2	NB On SB Off Circ Right Ahead	U	C2:E		1	71	-	988	1942	1412	70.0%	-	-	-	2.8	10.1	9.7

C1 - Southern Side	Stream: 1 PRC for Signalled Lanes (%):	31.1	Total Delay for Signalled Lanes (pcuHr):	15.00	Cycle Time (s):	99
C1 - Southern Side	Stream: 2 PRC for Signalled Lanes (%):	30.5	Total Delay for Signalled Lanes (pcuHr):	16.60	Cycle Time (s):	99
C2 - Northern Side	Stream: 1 PRC for Signalled Lanes (%):	28.7	Total Delay for Signalled Lanes (pcuHr):	10.62	Cycle Time (s):	99
C2 - Northern Side	Stream: 2 PRC for Signalled Lanes (%):	29.3	Total Delay for Signalled Lanes (pcuHr):	11.33	Cycle Time (s):	99
	PRC Over All Lanes (%):	28.7	Total Delay Over All Lanes(pcuHr):	53.55		

Basic Results Summary

Scenario 3: '2033 B + C AM' (FG3: '2033 B + C AM', Plan 1: 'Network Control Plan 1')

Network Layout Diagram

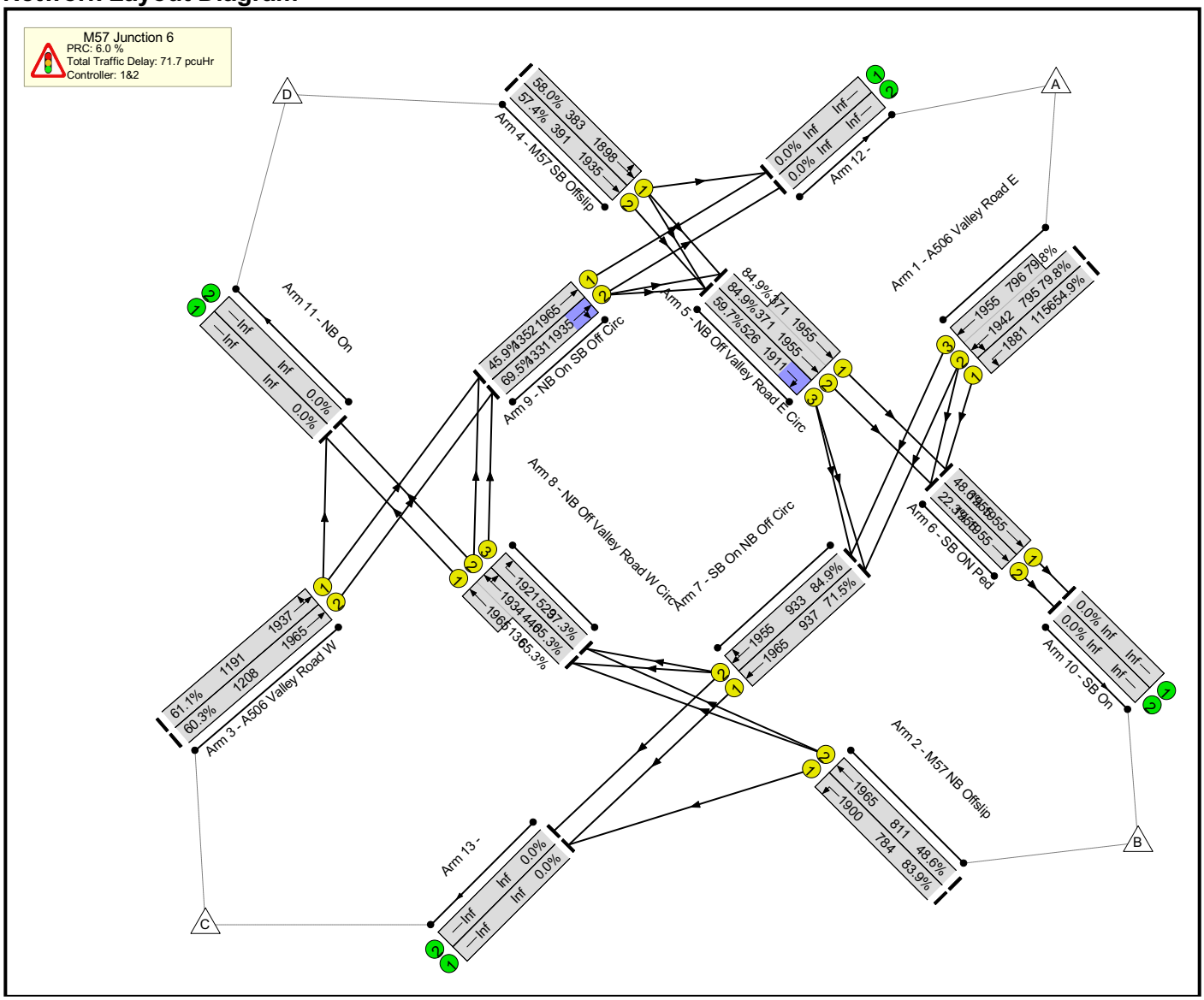

Basic Results Summary

Network Results

Item	Lane Description	Lane Type	Full Phase	Arrow Phase	Num Greens	Total Green (s)	Arrow Green (s)	Demand Flow (pcu)	Sat Flow (pcu/Hr)	Capacity (pcu)	Deg Sat (%)	Turners In Gaps (pcu)	Turners When Unopposed (pcu)	Turners In Intergreen (pcu)	Total Delay (pcuHr)	Av. Delay Per PCU (s/pcu)	Mean Max Queue (pcu)
Network	-	-	-		-	-	-	-	-	-	**84.9%**	**0**	**0**	**0**	**71.7**	-	-
M57 Junction 6	-	-	-		-	-	-	-	-	-	**84.9%**	**0**	**0**	**0**	**71.7**	-	-
1/1	A506 Valley Road E Left	U	C2:B		1	66	-	635	1881	1156	54.9%	-	-	-	2.8	15.7	11.7
1/2+1/3	A506 Valley Road E Left Ahead	U	C2:B		1	66	-	1269	1942:1955	795+796	79.8 : 79.8%	-	-	-	6.2	17.5	12.9
2/1	M57 NB Offslip Left	U	C1:B		1	44	-	658	1900	784	83.9%	-	-	-	7.8	42.4	20.2
2/2	M57 NB Offslip Ahead	U	C1:B		1	44	-	394	1965	811	48.6%	-	-	-	3.0	27.8	9.2
3/1	A506 Valley Road W Ahead Left	U	C1:E		1	66	-	727	1937	1191	61.1%	-	-	-	3.4	16.8	14.3
3/2	A506 Valley Road W Ahead	U	C1:E		1	66	-	728	1965	1208	60.3%	-	-	-	3.4	16.6	14.1
4/1	M57 SB Offslip Ahead Left	U	C2:F		1	21	-	222	1898	383	58.0%	-	-	-	3.1	50.4	6.7
4/2	M57 SB Offslip Ahead	U	C2:F		1	21	-	224	1935	391	57.4%	-	-	-	3.1	50.0	6.8
5/2+5/1	NB Off Valley Road E Circ Ahead	U	C2:A		1	29	-	630	1955:1955	371+371	84.9 : 84.9%	-	-	-	11.6	66.1	15.7
5/3	NB Off Valley Road E Circ Right	U	C2:A		1	29	-	314	1911	526	59.7%	-	-	-	0.9	9.9	8.3
6/1	SB ON Ped Ahead	U	C2:D		1	109	-	950	1955	1955	48.6%	-	-	-	0.5	1.8	0.5
6/2	SB ON Ped Ahead	U	C2:D		1	109	-	436	1955	1955	22.3%	-	-	-	0.1	1.2	0.1
7/1	SB On NB Off Circ Ahead	U	C1:A		1	51	-	670	1965	937	71.5%	-	-	-	6.0	32.1	16.6

Basic Results Summary

7/2	SB On NB Off Circ Right Ahead	U	C1:A		1	51	-	792	1955	933	84.9%	-	-	-	9.0	40.9	20.9
8/2+8/1	NB Off Valley Road W Circ Right Ahead	U	C1:D		1	29	-	376	1934:1965	440+136	65.3 : 65.3%	-	-	-	4.0	38.2	9.2
8/3	NB Off Valley Road W Circ Right	U	C1:D		1	29	-	197	1921	529	37.3%	-	-	-	2.3	42.6	6.3
9/1	NB On SB Off Circ Ahead	U	C2:E		1	74	-	620	1965	1352	45.9%	-	-	-	1.8	10.5	7.0
9/2	NB On SB Off Circ Right Ahead	U	C2:E		1	74	-	925	1935	1331	69.5%	-	-	-	2.8	10.9	9.2

C1 - Southern Side	Stream: 1 PRC for Signalled Lanes (%):	6.0	Total Delay for Signalled Lanes (pcuHr):	25.77	Cycle Time (s): 109
C1 - Southern Side	Stream: 2 PRC for Signalled Lanes (%):	37.9	Total Delay for Signalled Lanes (pcuHr):	13.08	Cycle Time (s): 109
C2 - Northern Side	Stream: 1 PRC for Signalled Lanes (%):	29.5	Total Delay for Signalled Lanes (pcuHr):	10.85	Cycle Time (s): 109
C2 - Northern Side	Stream: 2 PRC for Signalled Lanes (%):	6.0	Total Delay for Signalled Lanes (pcuHr):	21.98	Cycle Time (s): 109
	PRC Over All Lanes (%):	6.0	Total Delay Over All Lanes(pcuHr):	71.68	

Basic Results Summary

Scenario 4: '2033 B + C PM' (FG4: '2033 B + C PM', Plan 1: 'Network Control Plan 1')

Network Layout Diagram

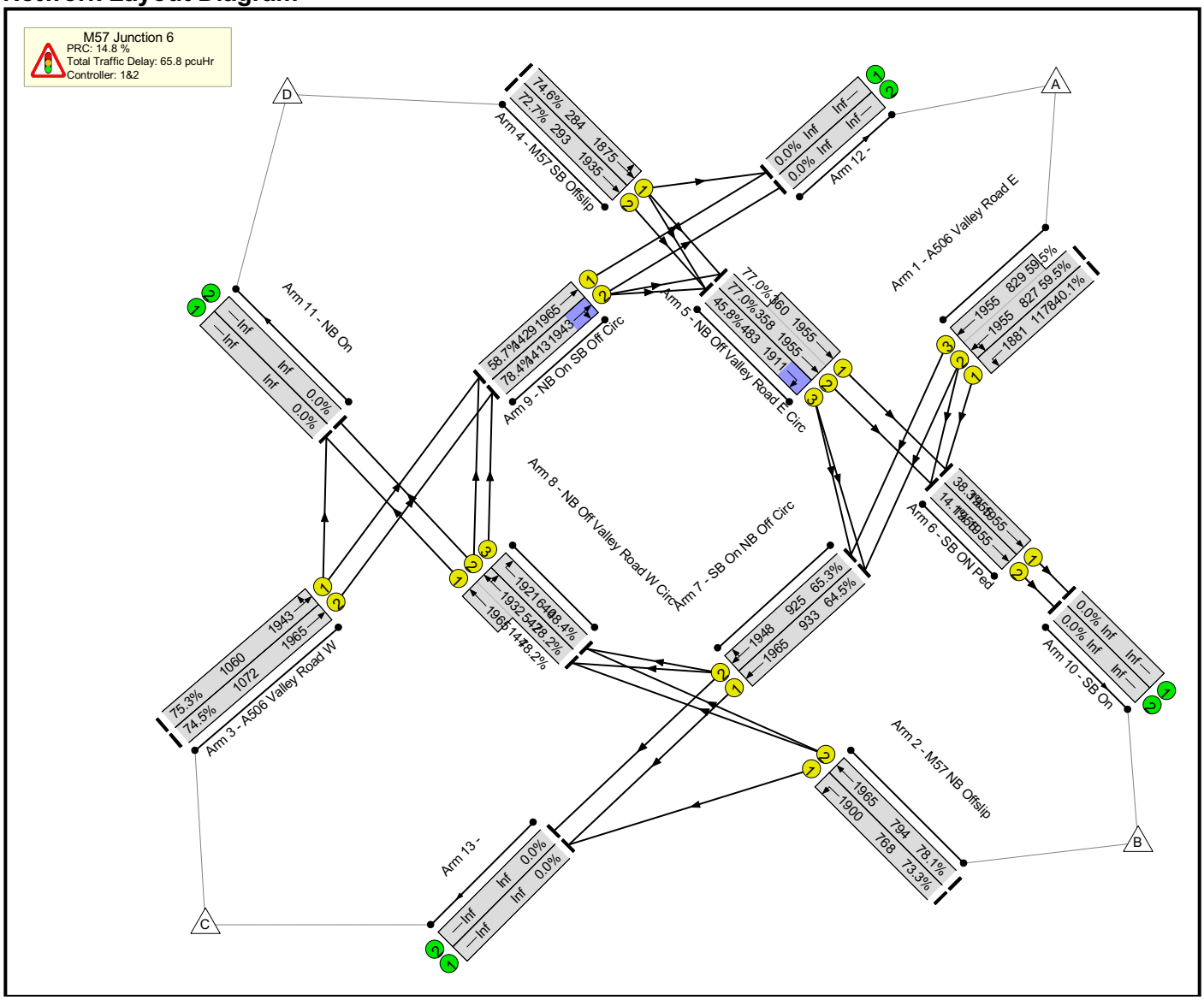

Basic Results Summary

Network Results

Item	Lane Description	Lane Type	Full Phase	Arrow Phase	Num Greens	Total Green (s)	Arrow Green (s)	Demand Flow (pcu)	Sat Flow (pcu/Hr)	Capacity (pcu)	Deg Sat (%)	Turners In Gaps (pcu)	Turners When Unopposed (pcu)	Turners In Intergreen (pcu)	Total Delay (pcuHr)	Av. Delay Per PCU (s/pcu)	Mean Max Queue (pcu)
Network	**-**	**-**	**-**		**-**	**-**	**-**	**-**	**-**	**-**	**78.4%**	**0**	**0**	**0**	**65.8**	**-**	**-**
M57 Junction 6	**-**	**-**	**-**		**-**	**-**	**-**	**-**	**-**	**-**	**78.4%**	**0**	**0**	**0**	**65.8**	**-**	**-**
1/1	A506 Valley Road E Left	U	C2:B		1	61	-	472	1881	1178	40.1%	-	-	-	1.5	11.8	6.8
1/2+1/3	A506 Valley Road E Left Ahead	U	C2:B		1	61	-	985	1955:1955	827+829	59.5 : 59.5%	-	-	-	3.3	11.9	7.4
2/1	M57 NB Offslip Left	U	C1:B		1	39	-	563	1900	768	73.3%	-	-	-	5.3	33.7	14.3
2/2	M57 NB Offslip Ahead	U	C1:B		1	39	-	620	1965	794	78.1%	-	-	-	6.2	35.8	16.6
3/1	A506 Valley Road W Ahead Left	U	C1:E		1	53	-	798	1943	1060	75.3%	-	-	-	5.4	24.2	18.4
3/2	A506 Valley Road W Ahead	U	C1:E		1	53	-	798	1965	1072	74.5%	-	-	-	5.3	23.7	18.1
4/1	M57 SB Offslip Ahead Left	U	C2:F		1	14	-	212	1875	284	74.6%	-	-	-	3.8	64.2	7.0
4/2	M57 SB Offslip Ahead	U	C2:F		1	14	-	213	1935	293	72.7%	-	-	-	3.7	61.8	6.8
5/2+5/1	NB Off Valley Road E Circ Ahead	U	C2:A		1	24	-	553	1955:1955	358+360	77.0 : 77.0%	-	-	-	7.6	49.6	10.8
5/3	NB Off Valley Road E Circ Right	U	C2:A		1	24	-	221	1911	483	45.8%	-	-	-	0.4	7.0	0.5
6/1	SB ON Ped Ahead	U	C2:D		1	99	-	749	1955	1955	38.3%	-	-	-	0.3	1.5	0.3
6/2	SB ON Ped Ahead	U	C2:D		1	99	-	276	1955	1955	14.1%	-	-	-	0.1	1.1	0.1
7/1	SB On NB Off Circ Ahead	U	C1:A		1	46	-	602	1965	933	64.5%	-	-	-	3.7	22.4	10.4

Basic Results Summary

7/2	SB On NB Off Circ Right Ahead	U	C1:A		1	46	-	604	1948	925	65.3%	-	-	-	3.8	22.7	10.7
8/2+8/1	NB Off Valley Road W Circ Right Ahead	U	C1:D		1	32	-	537	1932:1965	542+144	78.2 : 78.2%	-	-	-	6.5	43.4	15.2
8/3	NB Off Valley Road W Circ Right	U	C1:D		1	32	-	310	1921	640	48.4%	-	-	-	3.3	37.8	9.0
9/1	NB On SB Off Circ Ahead	U	C2:E		1	71	-	839	1965	1429	58.7%	-	-	-	2.2	9.2	10.0
9/2	NB On SB Off Circ Right Ahead	U	C2:E		1	71	-	1108	1943	1413	78.4%	-	-	-	3.6	11.8	11.5

C1 - Southern Side	Stream: 1 PRC for Signalled Lanes (%):	15.2	Total Delay for Signalled Lanes (pcuHr):	18.99	Cycle Time (s): 99
C1 - Southern Side	Stream: 2 PRC for Signalled Lanes (%):	15.1	Total Delay for Signalled Lanes (pcuHr):	20.34	Cycle Time (s): 99
C2 - Northern Side	Stream: 1 PRC for Signalled Lanes (%):	14.8	Total Delay for Signalled Lanes (pcuHr):	13.23	Cycle Time (s): 99
C2 - Northern Side	Stream: 2 PRC for Signalled Lanes (%):	16.8	Total Delay for Signalled Lanes (pcuHr):	13.25	Cycle Time (s): 99
	PRC Over All Lanes (%):	14.8	Total Delay Over All Lanes(pcuHr):	65.82	

Basic Results Summary

Scenario 5: '2033 B + C + D AM' (FG5: '2033 B + C + D AM', Plan 1: 'Network Control Plan 1')

Network Layout Diagram

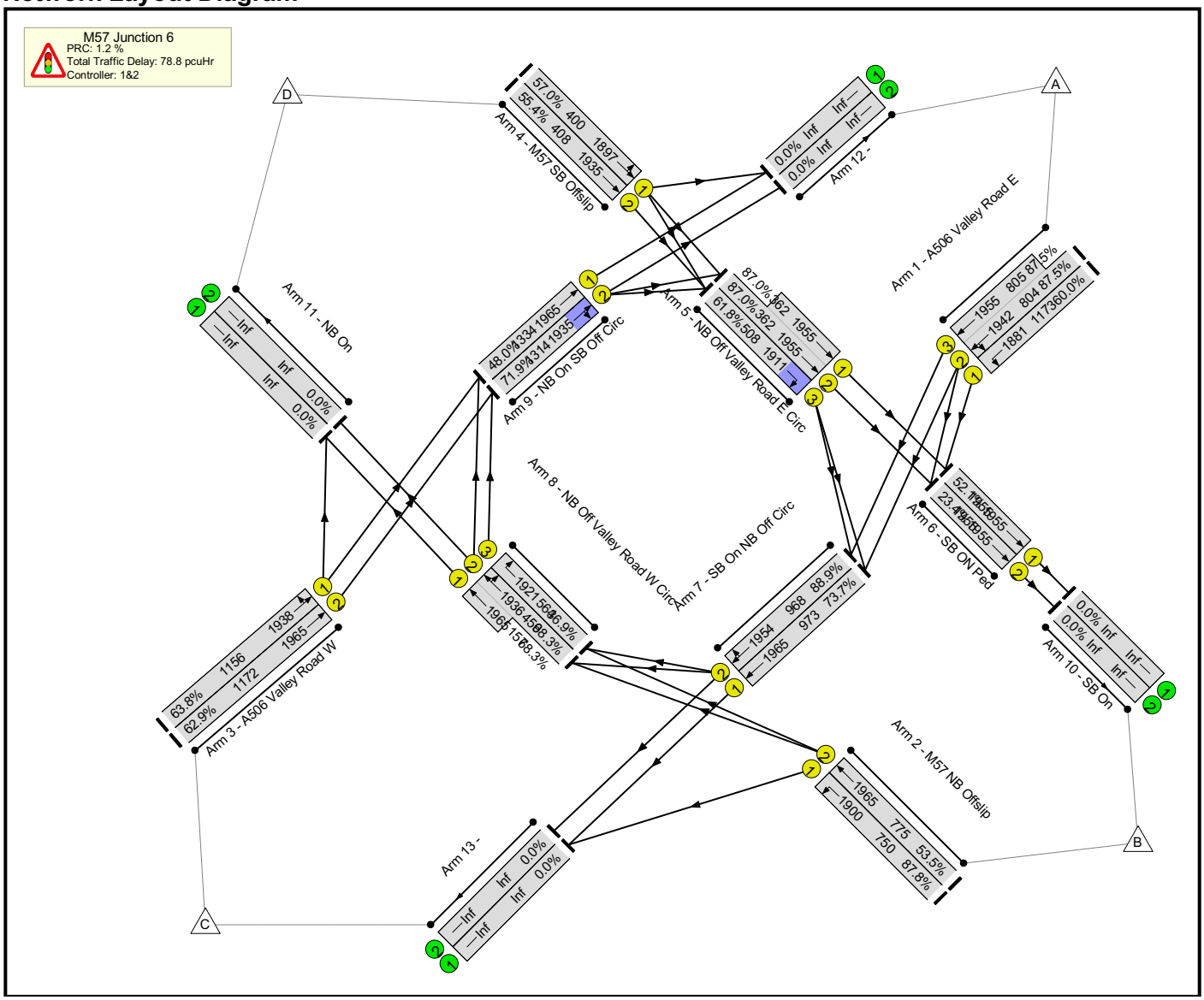

Basic Results Summary

Network Results

Item	Lane Description	Lane Type	Full Phase	Arrow Phase	Num Greens	Total Green (s)	Arrow Green (s)	Demand Flow (pcu)	Sat Flow (pcu/Hr)	Capacity (pcu)	Deg Sat (%)	Turners In Gaps (pcu)	Turners When Unopposed (pcu)	Turners In Intergreen (pcu)	Total Delay (pcuHr)	Av. Delay Per PCU (s/pcu)	Mean Max Queue (pcu)
Network	-	-	-		-	-	-	-	-	-	**88.9%**	**0**	**0**	**0**	**78.8**	-	-
M57 Junction 6	-	-	-		-	-	-	-	-	-	**88.9%**	**0**	**0**	**0**	**78.8**	-	-
1/1	A506 Valley Road E Left	U	C2:B		1	67	-	704	1881	1173	60.0%	-	-	-	3.2	16.1	13.5
1/2+1/3	A506 Valley Road E Left Ahead	U	C2:B		1	67	-	1407	1942:1955	804+805	87.5 : 87.5%	-	-	-	8.1	20.7	19.2
2/1	M57 NB Offslip Left	U	C1:B		1	42	-	658	1900	750	87.8%	-	-	-	8.9	48.9	21.6
2/2	M57 NB Offslip Ahead	U	C1:B		1	42	-	415	1965	775	53.5%	-	-	-	3.5	30.3	10.1
3/1	A506 Valley Road W Ahead Left	U	C1:E		1	64	-	737	1938	1156	63.8%	-	-	-	3.8	18.6	15.4
3/2	A506 Valley Road W Ahead	U	C1:E		1	64	-	737	1965	1172	62.9%	-	-	-	3.8	18.3	15.2
4/1	M57 SB Offslip Ahead Left	U	C2:F		1	22	-	228	1897	400	57.0%	-	-	-	3.1	48.9	6.8
4/2	M57 SB Offslip Ahead	U	C2:F		1	22	-	226	1935	408	55.4%	-	-	-	3.0	48.2	6.7
5/2+5/1	NB Off Valley Road E Circ Ahead	U	C2:A		1	28	-	630	1955:1955	362+362	87.0 : 87.0%	-	-	-	11.8	67.3	16.1
5/3	NB Off Valley Road E Circ Right	U	C2:A		1	28	-	314	1911	508	61.8%	-	-	-	0.9	10.8	8.3
6/1	SB ON Ped Ahead	U	C2:D		1	109	-	1019	1955	1955	52.1%	-	-	-	0.5	1.9	0.5
6/2	SB ON Ped Ahead	U	C2:D		1	109	-	458	1955	1955	23.4%	-	-	-	0.2	1.2	0.2
7/1	SB On NB Off Circ Ahead	U	C1:A		1	53	-	717	1965	973	73.7%	-	-	-	6.0	30.3	16.9

Basic Results Summary

7/2	SB On NB Off Circ Right Ahead	U	C1:A		1	53	-	861	1954	968	88.9%	-	-	-	10.1	42.2	22.4
8/2+8/1	NB Off Valley Road W Circ Right Ahead	U	C1:D		1	31	-	421	1936:1965	459+157	68.3 : 68.3%	-	-	-	4.5	38.5	10.3
8/3	NB Off Valley Road W Circ Right	U	C1:D		1	31	-	208	1921	564	36.9%	-	-	-	2.4	40.7	6.6
9/1	NB On SB Off Circ Ahead	U	C2:E		1	73	-	640	1965	1334	48.0%	-	-	-	2.0	11.0	7.4
9/2	NB On SB Off Circ Right Ahead	U	C2:E		1	73	-	945	1935	1314	71.9%	-	-	-	3.1	11.8	8.9

C1 - Southern Side	Stream: 1 PRC for Signalled Lanes (%):	1.2	Total Delay for Signalled Lanes (pcuHr):	28.57	Cycle Time (s): 109
C1 - Southern Side	Stream: 2 PRC for Signalled Lanes (%):	31.7	Total Delay for Signalled Lanes (pcuHr):	14.41	Cycle Time (s): 109
C2 - Northern Side	Stream: 1 PRC for Signalled Lanes (%):	25.1	Total Delay for Signalled Lanes (pcuHr):	11.18	Cycle Time (s): 109
C2 - Northern Side	Stream: 2 PRC for Signalled Lanes (%):	2.9	Total Delay for Signalled Lanes (pcuHr):	24.68	Cycle Time (s): 109
	PRC Over All Lanes (%):	1.2	Total Delay Over All Lanes(pcuHr):	78.85	

Basic Results Summary

Scenario 6: '2033 B + C + D PM' (FG6: '2033 B + C + D PM', Plan 1: 'Network Control Plan 1')

Network Layout Diagram

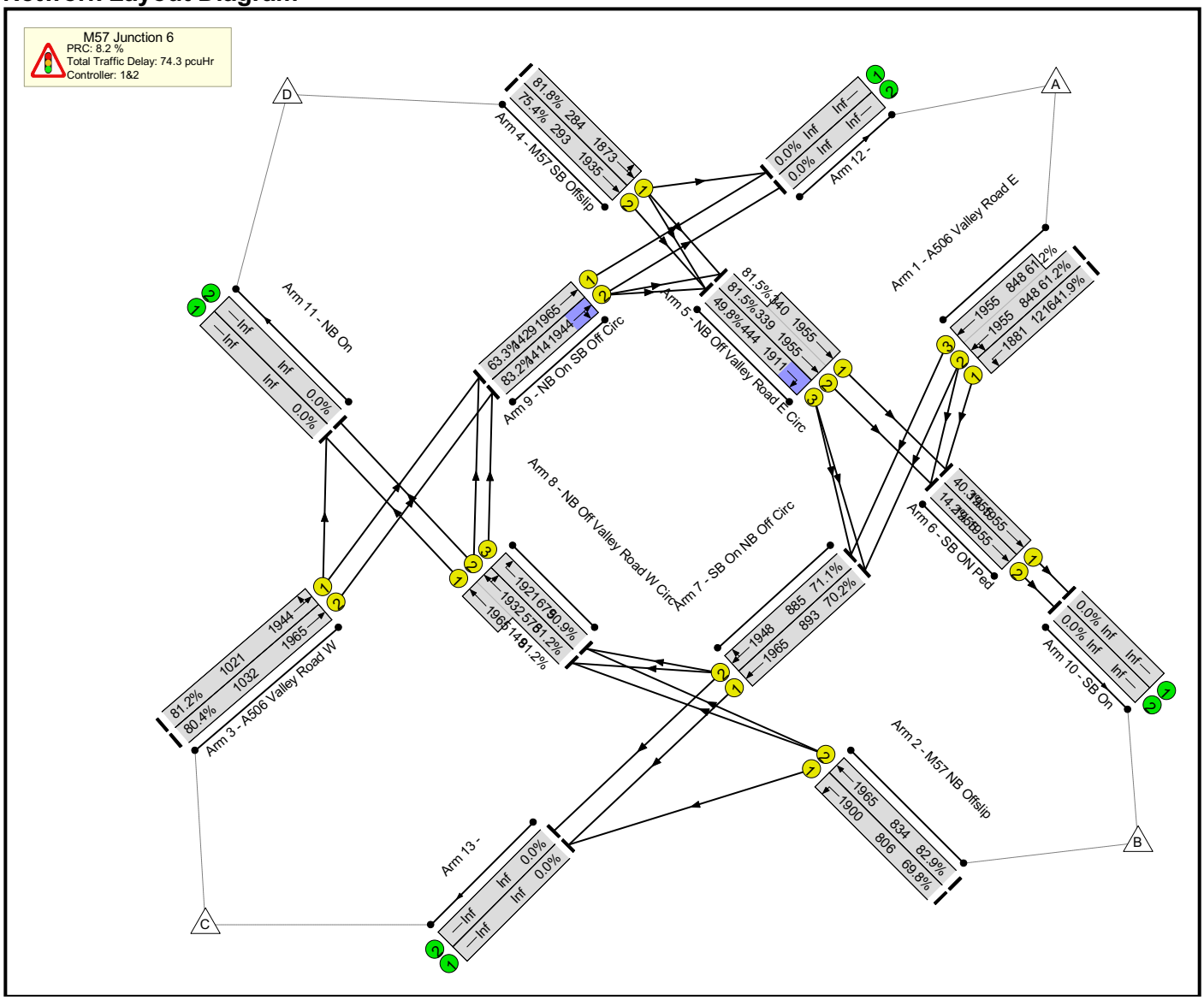

Basic Results Summary

Network Results

Item	Lane Description	Lane Type	Full Phase	Arrow Phase	Num Greens	Total Green (s)	Arrow Green (s)	Demand Flow (pcu)	Sat Flow (pcu/Hr)	Capacity (pcu)	Deg Sat (%)	Turners In Gaps (pcu)	Turners When Unopposed (pcu)	Turners In Intergreen (pcu)	Total Delay (pcuHr)	Av. Delay Per PCU (s/pcu)	Mean Max Queue (pcu)
Network	**-**	**-**	**-**		**-**	**-**	**-**	**-**	**-**	**-**	**83.2%**	**0**	**0**	**0**	**74.3**	**-**	**-**
M57 Junction 6	**-**	**-**	**-**		**-**	**-**	**-**	**-**	**-**	**-**	**83.2%**	**0**	**0**	**0**	**74.3**	**-**	**-**
1/1	A506 Valley Road E Left	U	C2:B		1	63	-	510	1881	1216	41.9%	-	-	-	1.6	11.0	7.2
1/2+1/3	A506 Valley Road E Left Ahead	U	C2:B		1	63	-	1038	1955:1955	848+848	61.2 : 61.2%	-	-	-	3.2	11.2	7.6
2/1	M57 NB Offslip Left	U	C1:B		1	41	-	563	1900	806	69.8%	-	-	-	4.8	30.7	13.8
2/2	M57 NB Offslip Ahead	U	C1:B		1	41	-	691	1965	834	82.9%	-	-	-	7.2	37.5	19.0
3/1	A506 Valley Road W Ahead Left	U	C1:E		1	51	-	829	1944	1021	81.2%	-	-	-	6.6	28.6	20.8
3/2	A506 Valley Road W Ahead	U	C1:E		1	51	-	830	1965	1032	80.4%	-	-	-	6.5	28.0	20.7
4/1	M57 SB Offslip Ahead Left	U	C2:F		1	14	-	232	1873	284	81.8%	-	-	-	4.7	72.9	8.2
4/2	M57 SB Offslip Ahead	U	C2:F		1	14	-	221	1935	293	75.4%	-	-	-	3.9	64.2	7.2
5/2+5/1	NB Off Valley Road E Circ Ahead	U	C2:A		1	22	-	553	1955:1955	339+340	81.5 : 81.5%	-	-	-	7.8	50.7	11.3
5/3	NB Off Valley Road E Circ Right	U	C2:A		1	22	-	221	1911	444	49.8%	-	-	-	0.5	8.3	0.5
6/1	SB ON Ped Ahead	U	C2:D		1	99	-	787	1955	1955	40.3%	-	-	-	0.3	1.5	0.3
6/2	SB ON Ped Ahead	U	C2:D		1	99	-	278	1955	1955	14.2%	-	-	-	0.1	1.1	0.1
7/1	SB On NB Off Circ Ahead	U	C1:A		1	44	-	627	1965	893	70.2%	-	-	-	4.4	25.5	11.9

Basic Results Summary

7/2	SB On NB Off Circ Right Ahead	U	C1:A		1	44	-	630	1948	885	71.1%	-	-	-	4.5	25.9	12.2
8/2+8/1	NB Off Valley Road W Circ Right Ahead	U	C1:D		1	34	-	588	1932:1965	575+149	81.2 : 81.2%	-	-	-	7.4	45.6	16.9
8/3	NB Off Valley Road W Circ Right	U	C1:D		1	34	-	346	1921	679	50.9%	-	-	-	3.8	39.1	10.0
9/1	NB On SB Off Circ Ahead	U	C2:E		1	71	-	905	1965	1429	63.3%	-	-	-	2.5	9.8	11.2
9/2	NB On SB Off Circ Right Ahead	U	C2:E		1	71	-	1176	1944	1414	83.2%	-	-	-	4.5	13.7	13.2

C1 - Southern Side	Stream: 1 PRC for Signalled Lanes (%):	8.6	Total Delay for Signalled Lanes (pcuHr):	20.97	Cycle Time (s): 99
C1 - Southern Side	Stream: 2 PRC for Signalled Lanes (%):	10.9	Total Delay for Signalled Lanes (pcuHr):	24.26	Cycle Time (s): 99
C2 - Northern Side	Stream: 1 PRC for Signalled Lanes (%):	8.2	Total Delay for Signalled Lanes (pcuHr):	15.56	Cycle Time (s): 99
C2 - Northern Side	Stream: 2 PRC for Signalled Lanes (%):	10.4	Total Delay for Signalled Lanes (pcuHr):	13.50	Cycle Time (s): 99
	PRC Over All Lanes (%):	8.2	Total Delay Over All Lanes(pcuHr):	74.29	

mode

transport planning

keep up with mode:

Birmingham
0121 794 8390

London
020 7293 0217

Manchester
0161 464 9495

Reading
0118 206 2945

info@modetransport.co.uk modetransport.co.uk @mode_transport