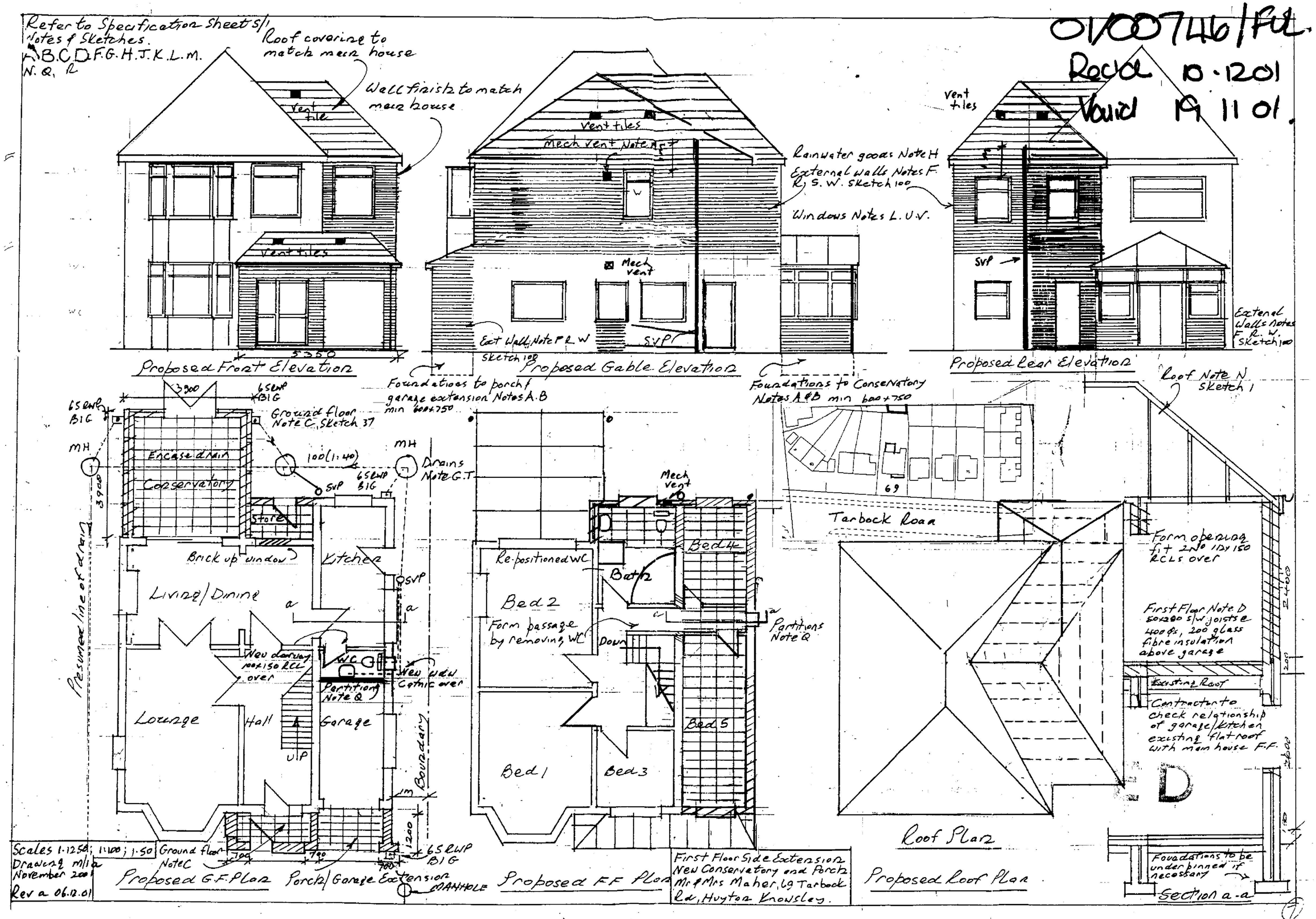

Refer to Specification Sheet S/1 Notes & Sketches.
A.B.C.D.F.G.H.J.K.L.M.
N.Q.R
01/00746/FUL
Rec'd 10.12.01
Valid 19.11.01
Roof covering to match main house
Wall finish to match main house
Vent tile
Vent tiles
5350
Proposed Front Elevation
Mech vent Note A
Mech vent
Ext Wall Note F R W Sketch 100
SVP
Proposed Gable Elevation
Rainwater goods Note H
External walls Notes F R S.W. Sketch 100
Windows Notes L.U.V.
Foundations to porch & garage extension Notes A.B min 600x750
Foundations to Conservatory Notes A&B min 600x750
Vent tiles
SVP
External Walls Notes F.R.W. Sketch 100
Proposed Rear Elevation
Roof Note N Sketch 1
3900
6 SRWP BIG
Ground floor Note C, Sketch 37
MH
Encase drain
Conservatory
100(1:40)
Drains Note G.T.
SVP
Store
Brick up window
Kitchen
Living/Dining
Presumed line of drain
New doorway 100x150 RCL over
WC
New wdw Catnic over
Partition Note Q
Lounge
Hall
Garage
UP
Boundary
1m
1200
6 SRWP BIG
Ground floor Note C
Porch/Garage Extension
MANHOLE
Proposed G.F. Plan
Mech vent
Re-positioned WC
Bed 4
Bath
Bed 2
Form passage by removing WC
Down
Partitions Note Q
Bed 5
Bed 1
Bed 3
Proposed F.F. Plan
First Floor Side Extension New Conservatory and Porch Mr & Mrs Maher, 69 Tarbock Rd, Huyton Knowsley.
69
Tarbock Road
Form opening fit 2No 1Dx150 RCLs over
First Floor Note D 50x200 s/w joists @ 400 ϕs, 200 glass fibre insulation above garage
Existing Roof
Contractor to check relationship of garage/kitchen existing flat roof with main house F.F.
Roof Plan
Proposed Roof Plan
Foundations to be underpinned if necessary
Section a-a
Scales 1:1250; 1:100; 1:50
Drawing m/1a
November 2001
Rev a 06.12.01

Refer to Specification Sheets 5/1
Notes & Sketches.
A.B.C.D.F.G.H.J.K.L.M.
N.Q. R.S.T.U.V.W.X

Working Ammendments
1. W1 (GF STORE)
2. D1 (GF STORE)
3. Self closing firedoor D2 GF WC
4. ~~W3~~ Reduced in size GF WC
5. New W2 FF Passage

Roof covering to match main house

Wall finish to match main house

Ammended See Letter KMBC 27.02.02 (b)

Windows: All bedrooms on FF to have windows with escape windows size 450x750
Drainage: Separate system to be maintained

01/0071/HOU/LDP

Recd 17.12.02

Vent tile

Vent tiles

Obscure glass

W2

Mech vent

W3

6 S&WP

Ext Walls Note F R W Sketch 100

SVP

5350

Rainwater goods Note H
External Walls Notes F R S W Sketch 100
Windows Notes L U V

L5 2m²

Vent tiles

SVP

W1

External Walls Notes F R W Sketch 100

Proposed Front Elevation

Proposed Gable Elevation

Proposed Rear Elevation

Foundations to porch / garage extension Notes A B min 600+750

Unprotected area not to exceed 5.6m² Notes A & B

Foundations to Conservatory min 600+750

Roof Note N Sketch 1 STRUCTURAL calcs & Final details to be agreed by specialist prior to commencement

3900

6 S&WP BIG

6 S&WP BIG

Ground floor Note C, Sketch 37

SWMH

Encase drain

Conservatory

MH

FW MH

Drains Note G T

6 S&WP BIG

SVP

WM

D1 Store

Brick up window

Kitchen

Living / Dining

Presumed line of drain

WATER

Boundary

1m

1200

700

700

700

6 S&WP BIG

MANHOLE

a

a

SVP

W3

WC

New duct 100x150 RCL over

New new cornice over

Partition Note Q Have Part

SA

Lounge

Hall

Garage

UP

Mech vent

Re-positioned WC

Bed 4

Bath

Bed 2

Form passage by removing WC

Down

Partitions Note Q

SA

Bed 5

Bed 1

Bed 3

69

Tarbock Road

Form opening fit 2 No 175x150 RCLs over

Size of joists as Doc A Table 1.

First Floor Note D
50x200 S/W joists @ 400 cts, 200 glass fibre insulation above garage

Existing Roof 150

Contractor to check relationship of garage/kitchen existing flat roof with main house F.F.

2400

1200

Scales 1:1250; 1:100; 1:50
Drawing m/1/a/b/c
November 2001
Rev a 06.12.01
Rev c 12.12.02

Ground floor Note C

Proposed G.F. Plan

Porch / Garage Extension

Proposed F.F. Plan

First Floor Side Extension New Conservatory and Porch Mr & Mrs Maher, 19 Tarbock Rd, Huyton Knowsley.

Roof Plan

Proposed Roof Plan

Uncover footings for inspection by BBS

Foundations to be underpinned if necessary

Section a-a

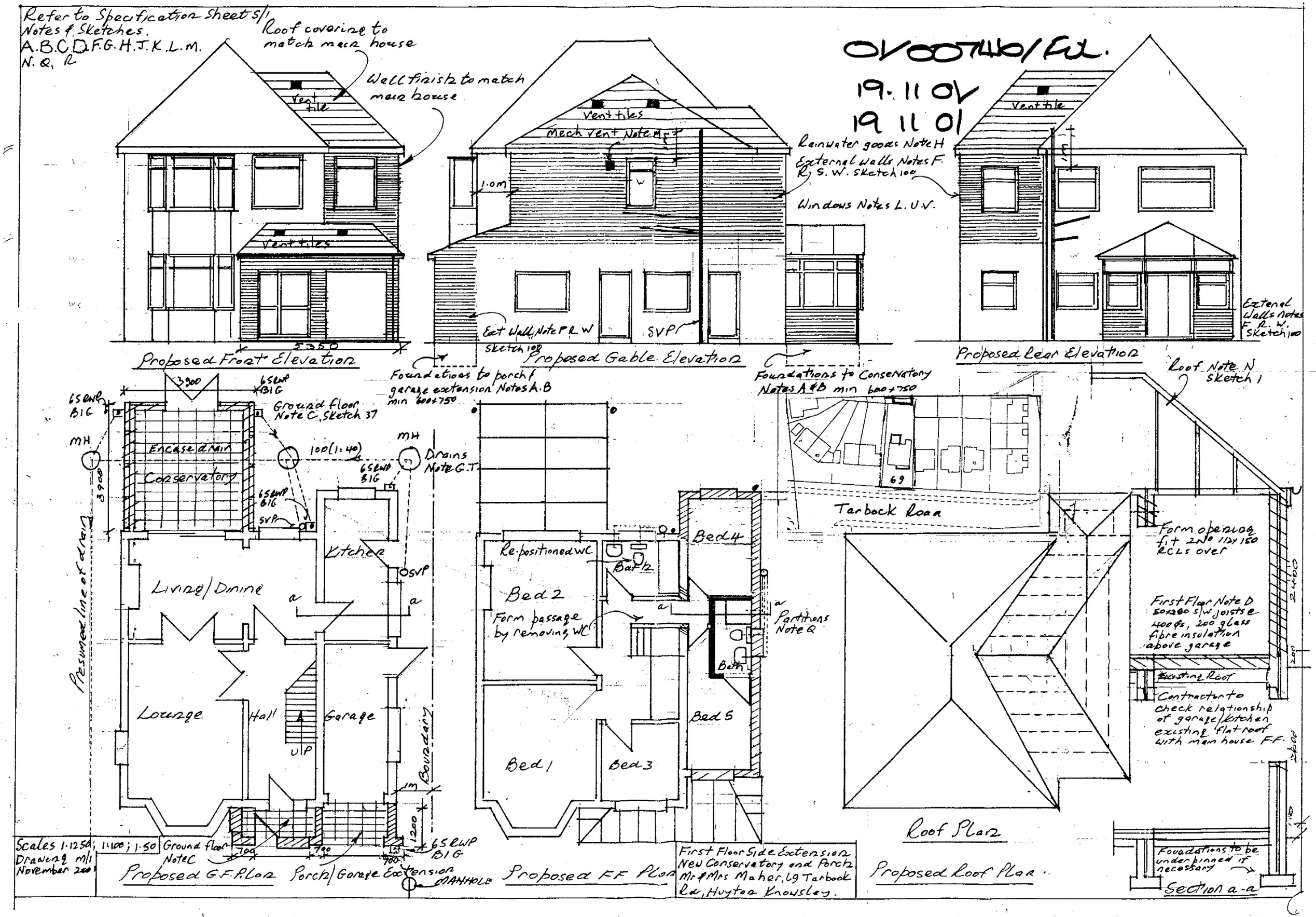

Refer to Specification Sheet 5/1
Notes & Sketches.
A.B.C.D.F.G.H.J.K.L.M.
N.Q.R
Roof covering to match main house
Wall finish to match main house
Vent tile
Vent tiles
5350
Proposed Front Elevation
Vent tiles
Mech vent Note M
1.0m
Rainwater goods Note H
External walls Notes F. R. S. W. Sketch 100
Windows Notes L. U. V.
Ext Wall Note F R W Sketch 100
SVP
Proposed Gable Elevation
Foundations to porch & garage extension Notes A.B min 600+750
Foundations to Conservatory Notes A & B min 600+750
Vent tile
Extenal Walls Notes F. R. W. Sketch 100
Proposed Rear Elevation
Roof Note N Sketch 1
3900
6SRWP BIG
Ground floor Note C, Sketch 37
MH
Encase drain
Conservatory
100(1:40)
Drains Note G.T.
SVP
Kitchen
Living/Dining
Presumed line of drain
Lounge
Hall
Garage
UP
Boundary
1m
1200
700
Ground floor Note C
Porch/Garage Extension
MANHOLE
Scales 1:1250; 1:100; 1:50
Drawing m/1
November 2001
Proposed G.F. Plan
Re-positioned WC
Bath
Bed 2
Form passage by removing WC
Bed 4
Partitions Note Q
Bath
Bed 5
Bed 1
Bed 3
Proposed FF Plan
First Floor Side Extension New Conservatory and Porch Mr & Mrs Maher, 69 Tarbock Rd, Huyton Knowsley.
69
Tarbock Road
Form opening fit 2No 112x150 RCLs over
First Floor Note D 50x250 s/w joists @ 400 cs, 200 glass fibre insulation above garage
Existing Roof
Contractor to check relationship of garage/kitchen existing flat roof with main house F.F.
Roof Plan
Proposed Roof Plan
Foundations to be underpinned if necessary
Section a-a

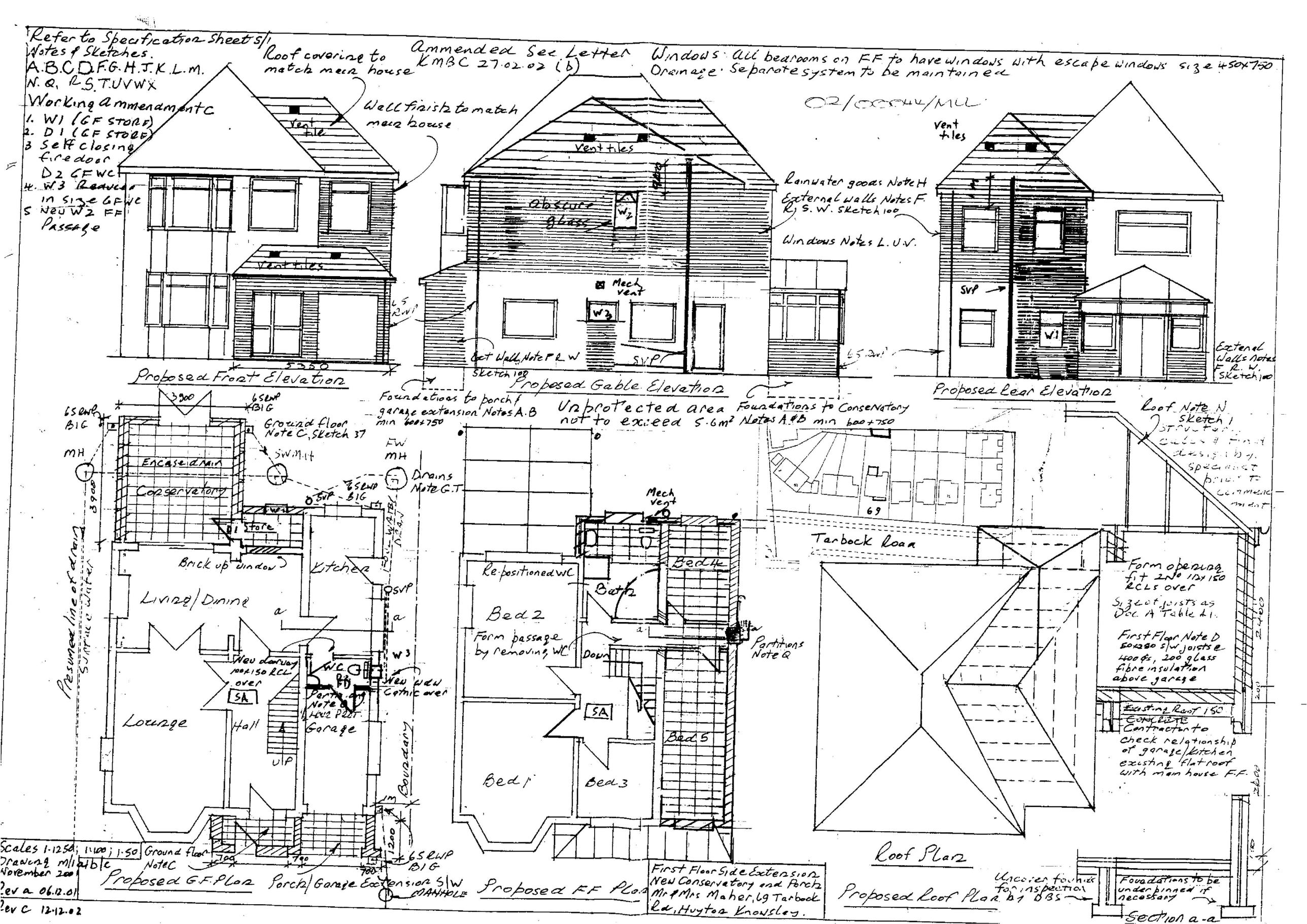

Refer to Specification Sheet 5/1
Notes & Sketches.
A.B.C.D.F.G.H.J.K.L.M.
N.Q. R.S.T.U.V.W.X
Working Ammendment C
1. W1 (GF STORE)
2. D1 (GF STORE)
3 Self closing fire door D2 GF WC
4. W3 Reduced in size GF WC
5 New W2 FF Passage
Roof covering to match main house
Ammended See Letter KMBC 27.02.02 (b)
Windows: All bedrooms on FF to have windows with escape windows size 450x750
Drainage: Separate system to be maintained
02/00044/MLL
Wall finish to match main house
Vent tile
Vent tiles
Vent tiles
Obscure glass
W2
Mech vent
W3
SVP
Rainwater goods Note H
External walls Notes F. R. S. W. Sketch 100
Windows Notes L. U. V.
Vent tiles
SVP
W1
External Walls Notes F. R. W. Sketch 100
Ext Wall Note F R W Sketch 100
Proposed Front Elevation
Proposed Gable Elevation
Proposed Rear Elevation
Foundations to porch & garage extension Notes A.B min 600x750
Unprotected area not to exceed 5.6m²
Foundations to Conservatory Notes A & B min 600x750
Roof Note N Sketch 1
Structural calcs & final design by specialist prior to commencement
Ground floor Note C, Sketch 37
Encase drain
Conservatory
Drains Note G.T
Store
Brick up window
Kitchen
Living/Dining
New doorway 100x150 RCL over
SA
Lounge
Hall
Garage
UP
New wdw Catnic over
Boundary
Presumed line of drain
Surface Water
Mech vent
Re-positioned WC
Bed 4
Bath
Bed 2
Form passage by removing WC
Down
Partitions Note Q
SA
Bed 5
Bed 1
Bed 3
Tarbock Road
Form opening fit 2No 1Dx150 RCLs over
Size of joists as Doc A Table A1.
First Floor Note D 50x250 S/W joists @ 400 ϕs, 200 glass fibre insulation above garage
Existing Roof 150 Concrete
Contractor to check relationship of garage/kitchen existing flat roof with main house F.F.
Scales 1:1250; 1:100; 1:50
Drawing m/1 a/b/c
November 2001
Rev a 06.12.01
Rev C 12.12.02
Ground floor Note C
Proposed G.F. Plan
Porch/Garage Extension S/W
MANHOLE
Proposed FF Plan
First Floor Side Extension New Conservatory and Porch Mr & Mrs Maher, 69 Tarbock Rd, Huyton Knowsley.
Roof Plan
Proposed Roof Plan
Uncover founds for inspection by DBS
Foundations to be underpinned if necessary
Section a-a