Tritax Big Box Developments

Unit 02, Tritax Park, Merseyside

Occupier Fit-Out

Condition 61 External Lighting Planning Statement

14th October 2026

Ref: 4158-HAN-PL-02-T-E-002104-ExternalLightingPlanningStatementRev2



Hannan Associates
MEP Design Solutions

TRITAX BIG BOX

Condition 61

Prior to the occupation of each phase of development approved as part of any subsequent reserved matters application details of all external lighting within the curtilage of each building shall be submitted to and approved in writing by the Local Planning Authority. The agreed details shall be implemented in full before each building is first occupied and maintained thereafter.

Reason: To ensure the lighting proposed is acceptable and is not detrimental to the amenity of nearby residential properties.

External Lighting Design Proposals

External Lighting Designs have been prepared for the Phase 3 Site Spine Road R3 and the Existing Unit 02 Warehouse Occupier Fit-Out Works.

The proposed luminaire types, locations, mounting heights and controls along with the computer-generated lighting design calculation results for the minimum average illumination levels, uniformity and light spillage onto the adjoining areas are detailed on the following Datasheets and External Lighting Design Drawings.

Luminaire and Photometric Datasheets

Luminaires

Ref	Catalogue Number
A1	DSX2.4.LA454.FWE
A1g	DSX2.4.LA454.FWE.(DSX2.EGS)
AW	DSX2.4.LA454.FWE
B1L	DSX0.4.LA224.LCCO
B1R	DSX0.4.LA224.RCCO
BWL	DSX0.4.LA224.LCCO
BWR	DSX0.4.LA224.RCCO
CW	DSX0.4.LA224.FW
D1	DSX0.4.LA224.AY
E2	DSX0.4.LA184.NR(TZ)
F1L	DSX0.4.LA184.LCCO(TZ)
G1	DSX0.4.LA184.FWE(TZ)
G2	DSX0.4.LA184.FWE(TZ)
GW	DSX0.4.LA184.FWE(TZ)

H1L	DSX0.4.LA114.LCCO(TZ)
H1R	DSX0.4.LA114.RCCO(TZ)
I1	DSX0.4.LA114.AY(TZ)
J	WAP.1.LA084.HA
K	DWL.1.LA024.FW.W011
L	DWL.1.LA014.HN.W007
M	TBHF.MICS.7024AR4015GL
N	DBD.1.LA024.DO.AY.H100.W016
R3	VMXII.1.LA104.V2.D4D4.W068(TZ)

Columns

Columns	DSX.LMZ.GV9

Drawings

Phase 3 Site Spine Road R3

4158-HAN-PL-R3-D-E-006340-Rev3 : Dated 14/10/2026 : External Lighting Design Strategy

4158-HAN-PL-R3-D-E-006350-Rev3 : Dated 14/10/2026 : External Lighting Design Layout

4158-HAN-PL-R3-D-E-006360-Rev3 : Dated 14/10/2026 : External Lighting Design Illumination Plot

Unit 02 Occupier Fit-Out

4158-HAN-PL-02-D-E-006340-Rev3 : Dated 14/10/2026 : External Lighting Design Strategy

4158-HAN-PL-02-D-E-006350-Rev3 : Dated 14/10/2026 : External Lighting Design Layout

4158-HAN-PL-02-D-E-006360-Rev3 : Dated 14/10/2026 : External Lighting Design Illumination Plot

4158-HAN-PL-02-D-E-006390-Rev3 : Dated 14/10/2026 : External Lighting Design Elevations

Introduction

This statement has been prepared by Hannan Associates on behalf of Tritax Big Box Developments to support the reserved matters planning application for the Occupier Fit-Out at the existing Warehouse Unit 02, Tritax Park, Merseyside.

Design Overview

The external lighting installations will be designed in accordance with the relevant technical standards including Building Regulations, British Standards, CIBSE Guidance and ILP Guidance.

Illumination Levels

The external lighting installations will achieve the recommended minimum average maintained illumination levels for the varying visual tasks including pedestrian movement, vehicle movement, goods handling, safety and security.

Obtrusive Light

The external lighting installations will be designed in accordance with the 'ILP Guidance notes for the reduction of obtrusive light' and criteria stated for the selected environmental zone classification.

Luminaire Types

High efficiency LED light sources will be provided throughout. Luminaires will be selected to meet the specified lighting performance criteria and include suitable optics to control light distribution and limit light spill. Luminaires will be building and / or column mounted.

External Lighting Control

External lighting control systems will be provided to automatically switch off and / or dim the lighting when areas of the site are not in use and operational, safety and security external lighting is not required. The external lighting installations and controls will be zoned to enable different control groups to be created as required by the Building Occupier.

Operational Energy

The combination of high efficiency LED light sources and automatic lighting controls will reduce overall operational energy consumption and greenhouse gas emissions.

Ecology Impact

The external lighting designs will address the advice given in the Ecology Consultants report.

› **Datasheet - AMENITY - DSX2**

DSX2.4.LA454.FWE.C9



Product image may not represent the final configuration stated above.



T +44 (0)1908 649 292
E info@holophane.co.uk

Holophane Europe Limited
Bond Avenue, Milton Keynes
Buckinghamshire, MK11JG
United Kingdom

Product Specification

DSX2 Holophane Website

DSX2.4.LA454.FWE.C9

Holophane DSX2 luminaire. Single-piece die-cast aluminium housing conforming to EN1706 AC-46500, with integral heat sink fins to optimise thermal management. LED light engine modules are IP66 with individual lenses (PMMA or silicone). Housing sealed to IP65 via hinged access door (two captive fixing screws). Installation via bespoke Holophane mounting feature for quick and easy installation. International Dark-Sky Association Approved (colour temperatures 3000K or warmer are approved under the IDA).
This specific SKU includes:

- Series 4
- LED light engine producing c.45000 lm with a nominal 4000K colour temperature
- Forward throw extra light distribution
- Metallic Silver (RAL9006)

Product Website

DSX2B.8.1A.LMZ.GV

Holophane tubular base compartment column for use with DSX2 Luminaires. 8 metre, Single head, For light & medium area wind zones (compliant to EN40).
- Bracket galvanised
- Direct embedment

Performance

Drive Current from Driver:	1,016mA
Power:	310W
Fitting Current:	1.39A
Fitting Inrush:	116A - 0.34ms
Number of Drivers:	2
2x Driver 1 Inrush:	58A - 0.34ms
Max Drivers per 16A Type B MCB:	7
Max Fittings per 16A Type B MCB:	3
Total Number of LEDs:	100
Minimum Dim Level:	7%
Optical Risk Group:	1
SDCM/MacAdam Ellipse:	5

15Kg

0.1M

UMSUG 42 0310 0000 100*

Installation Guide

*Generic UMSUG code based on product wattage and some or all of product family being included within Elexon data base.

T +44 (0)1908 649 292
E info@holophane.co.uk

Holophane Europe Limited
Bond Avenue, Milton Keynes
Buckinghamshire, MK1 1JG
United Kingdom

Dimensions

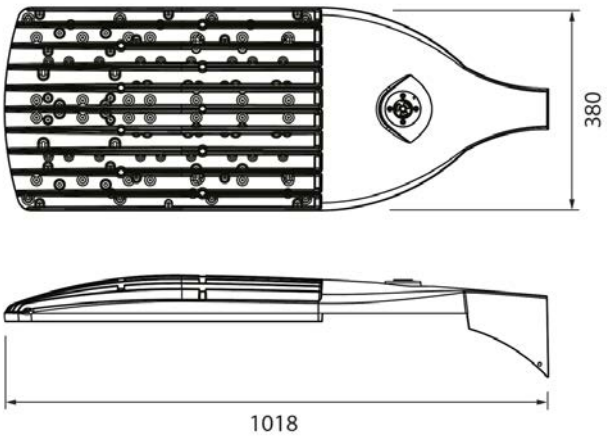

CIBSE TM66 - CEAM Rating



2.5 to 4.0	1.5 to 2.5	0.5 to 1.5	0 to 0.5
Excellent circularity	Definite/ substantial progress to circularity	Some circular economy functionality	Very poor circular economy performance

Assured Score

Photometry

IES File

Polar Plot

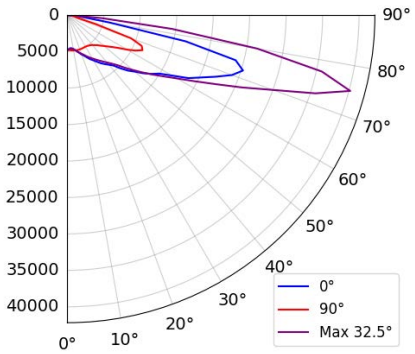

Isoilluminance Plot

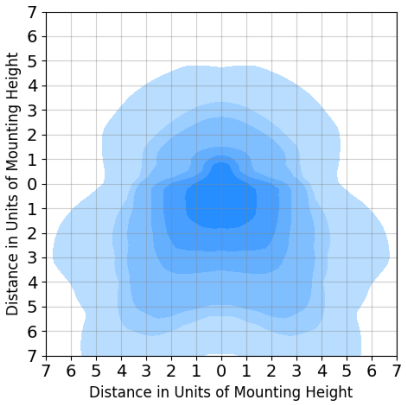

Lumens:	44,580
CCT:	4000K
CRI:	70
IES File:	DSX2.4.LA454.FWE

T +44 (0)1908 649 292
E info@holophane.co.uk

Holophane Europe Limited
Bond Avenue, Milton Keynes
Buckinghamshire, MK11JG
United Kingdom

LLMF Graph

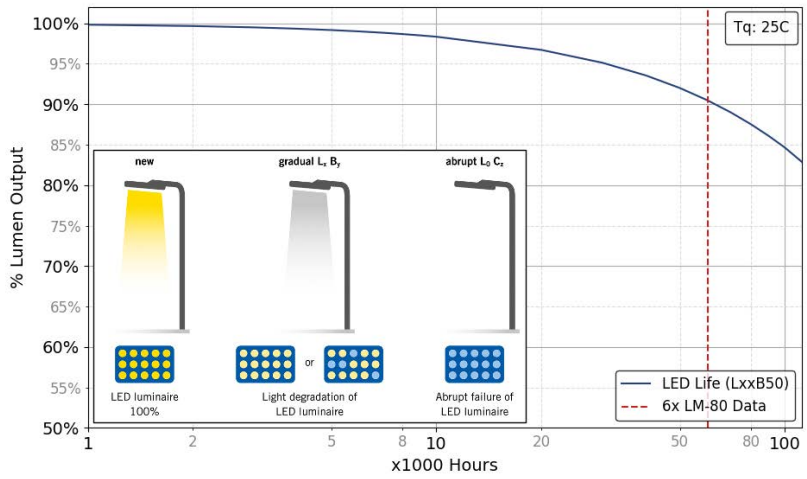

For reference purposes, the graph extrapolates beyond the recommend 6x LM-80 data in TM-21, which our calculations are based on.

Colour Temperatures

2700K

3000K

▶ 4000K

Colours

Selected Colour

C9 Metallic Silver (RAL9006)

Custom Colour Available

RAL**** Customer specified colour

*Choosing a custom colour may increase the cost and lead time.

Standard Colours Available

C1 Smooth White (RAL9016)

C4 graphite (RAL7011)

C6 Smooth Grey (RAL7035)

C7 Black (RAL9005)

C9 Metallic Silver (RAL9006)

Lumen data is considered to be representative of the configuration shown, and may vary, with a tolerance on flux of +/- 7% (typical of LED manufacturer's data) and luminaire power of +/- 5%.

The specifications of the Holophane luminaires represents typical values. All descriptions, illustrations, drawings and specifications in the Holophane catalogue, Datasheets and website represent only general particulars of the goods to which they apply and shall not form part of any contract. The company reserves the right to change specifications at its discretion without prior notification or public announcement.

T +44 (0)1908 649 292
E info@holophane.co.uk

Holophane Europe Limited
Bond Avenue, Milton Keynes
Buckinghamshire, MK1 1JG
United Kingdom

› **Datasheet**

DSX2B.8.1A.LMZ.GV



Holophane products that are suitable

CityMax
Denver Elite pole
D-Series
Factor
Factor small
V-Max

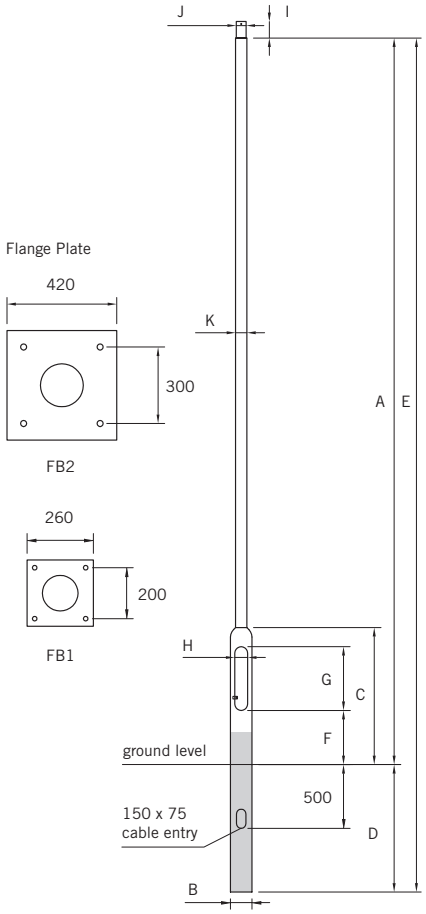

	Nominal Height	Base Diameter*	Base Height	Planting Depth	Overall Length	Door to Ground	Door Opening Length	Door Opening Width	Spigot Length*	Spigot Diameter*	Shaft Diameter*	Weight kg*	Bending Moment (ULS) Nm
description	**A**	**B**	**C**	**D**	**E**	**F**	**G**	**H**	**I**	**J**	**K**		
2.5m standard duty	2500	140	1075	800	3300	400	500	100	-	-	76	27	2100
3m standard duty	3000	140	1075	800	3800	400	500	100	-	-	76	30	4666
3.5m standard duty	3500	140	1075	800	4300	400	500	100	-	-	76	32	2100
4m standard duty	4000	140	1075	800	4800	400	500	100	-	-	76	34	6484
4.5m standard duty	4500	140	1075	800	5300	400	500	100	-	-	76	37	5108
5m standard duty	5000	140	1075	800	5800	400	500	100	-	-	76	39	6149
5.5m standard duty	5500	140	1075	1000	6500	400	500	100	-	-	76	44	6003
6m standard duty	6000	140	1075	1000	7000	400	500	100	-	-	76	46	5999
6m heavy duty	5700	168	1200	1000	6700	400	600	115	130	76	89	71	10404
8m standard duty	7700	168	1200	1200	8900	400	600	115	130	76	89	89	10072
8m heavy duty	7700	168	1300	1200	9000	500	600	115	250	101	114	107	15699
8m extra heavy duty	7700	194	1300	1200	9000	500	600	115	250	127	140	136	18973
10m standard duty	9700	168	1300	1500	11200	500	600	115	250	101	114	150	18067
10m heavy duty	9700	194	1300	1500	11200	500	600	115	250	127	140	168	23193
10m extra heavy duty	9700	194	1300	1500	11200	500	600	115	250	152	168	220	28317
12m standard duty	11700	194	1300	1700	13400	500	600	115	250	127	140	213	26251
12m heavy duty	11700	194	1300	1700	13400	500	600	115	250	127	168	260	40390

* Exclusion TBC

2.5-6m std Poles	**Flange Plate FB1**	**Bolts**	M18 x 400
8-12m std Poles	**Flange Plate FB2**	**Bolts**	M24 x 820

Flange Plate and Anchor Bolt information will be confirmed at time of order due to the necessity in ensuring the correct plate and Anchor Bolts are supplied.

Column type to be confirmed at time of order as this is based on luminaire weight, windage and geographical location.

stepped steel - CityMax Large only

post top

	Nominal Height	Base Diameter	Base Height	Planting Depth	Overall Length	Door to Ground	Door Opening Length	Door Opening Width	Spigot Length	Spigot Diameter	Shaft Diameter	Weight kg	Bending Moment (ULS) Nm
description	**A**	**B**	**C**	**D**	**E**	**F**	**G**	**H**	**I**	**J**	**K**		
6m	6000	140	1075	1000	7000	400	500	115	-	-	-	46	5999
8m	7700	168	1300	1200	9000	500	600	115	100	76	114	107	15699
10m	9700	168	1300	1500	11200	500	600	115	100	76	114	150	18067
12m	11700	194	1300	1700	13400	500	600	115	100	76	140	168	26251
15m	14700	194	1200	2000	17000	400	600	115	100	76	168	306	40300

twin head

	Nominal Height	Base Diameter	Base Height	Planting Depth	Overall Length	Door to Ground	Door Opening Length	Door Opening Width	Spigot Length	Spigot Diameter	Shaft Diameter	Weight kg	Bending Moment (ULS) Nm
description	**A**	**B**	**C**	**D**	**E**	**F**	**G**	**H**	**I**	**J**	**K**		
8m	7400	194	1200	1200	8800	400	600	115	200	127	139.7	125	22610
10m	9400	194	1200	1500	11100	400	600	115	200	152.4	168.3	208	39131
12m	11400	194	2500	1700	13300	1000	600	115	200	152.4	168.3	295	41585

Note: For Terrain Category 2 locations LMZ, HVZ & HEZ

For columns supplied with optional flange base Holophane offers two types of foundation bolts.

Note: The material used for the bolts is Fe E500 grade steel, with yield strength 500 N/mm2 and minimum UTS 550 N/mm2.

HEL.FS1 M18 Bolts (FS1) x 400 mm long
HEL.FS2 M24 Bolts (FS2) x 820 mm long

.FS1

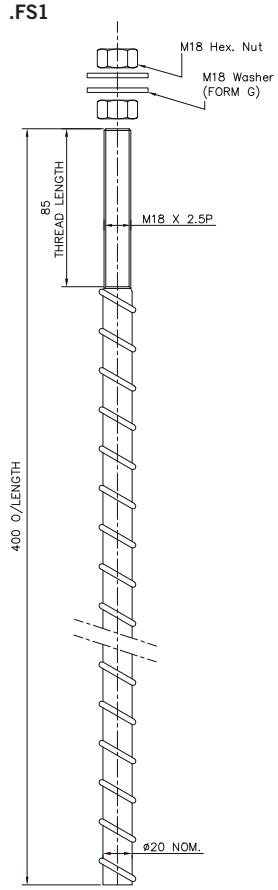

.FS2

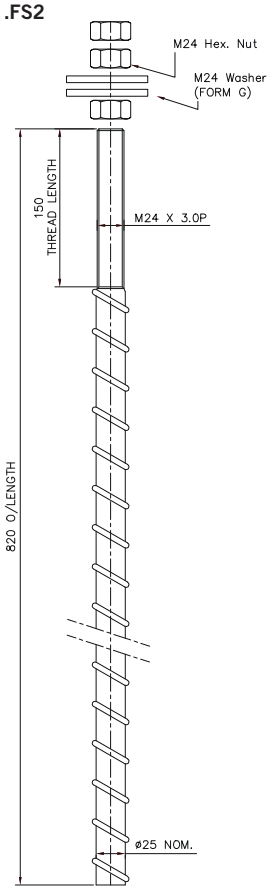

T +44 (0)1908 649 292
E info@holophane.co.uk

Holophane Europe Limited
Bond Avenue, Milton Keynes
Buckinghamshire, MK1 1JG
United Kingdom

OUTDOOR PHOTOMETRIC REPORT
CATALOG: DSX2.4.LA454.FWE

Manufacturer:	HOLOPHANE EUROPE LIMITED
Test #:	ISF221269AP37 - SUM23016
Test Lab:	HOLOPHANE EUROPE LIMITED PHOTOMETRIC LAB
Test Date:	14 Aug 2024
Catalog:	DSX2.4.LA454.FWE
Description:	D-Series 2 - Area luminaire
Lamp Catalog:	LA454
Lamp:	LED C.45000 Lumens - 4000K
Lamp Output:	Total luminaire Lumens: 44582.6, absolute photometry *
Input Wattage:	310
Luminous Opening:	Rectangle (L: 0.47M, W: 0.3M)
Max Cd:	40,166.6 at Horizontal: 32.5°, Vertical: 75°
Roadway Class:	SHORT, TYPE IV

No Photo Available

Polar Candela

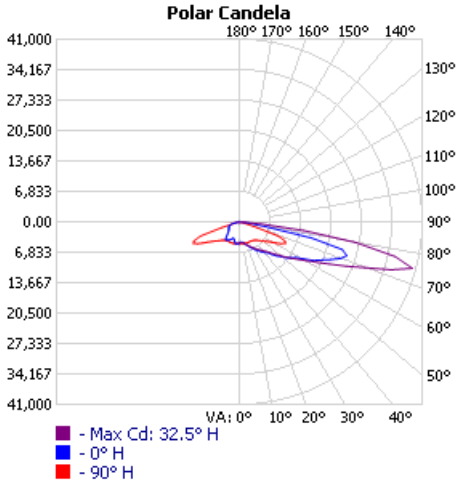

Isoilluminance

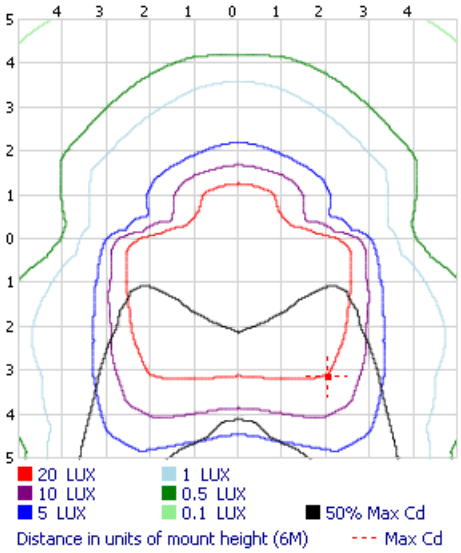

*Test based on absolute photometry where lamp lumens=lumens total.
*Cutoff Classification and efficiency cannot be properly calculated for absolute photometry.

Visual Photometric Tool 1.2.46 copyright 2026, Acuity Brands Lighting.
This Photometric report has been generated using methods recommended by the IESNA. Calculations are based on Photometric data provided by the manufacturer, and the accuracy of this Photometric report is dependent on the accuracy of the data provided. End-user environment and application (including, but not limited to, voltage variation and dirt accumulation) can cause actual Photometric performance to differ from the performance calculated using the data provided by the manufacturer. This report is provided without warranty as to accuracy, completeness, reliability or otherwise. In no event will Acuity Brands Lighting be responsible for any loss resulting from any use of this report.

Zonal Lumen Summary

Zone	Lumens	% Luminaire
0-30	4,177.1	9.4%
0-40	7,632.1	17.1%
0-60	19,724.0	44.2%
60-90	24,858.6	55.8%
70-100	13,483.4	30.2%
90-120	0.000	0%
0-90	44,582.6	100%
90-180	0.000	0%
0-180	44,582.6	100%

Lumens Per Zone

Zone	Lumens	% Total	Zone	Lumens	% Total
0-10	460.6	1.0%	90-100	0.000	0%
10-20	1,384.1	3.1%	100-110	0.000	0%
20-30	2,332.4	5.2%	110-120	0.000	0%
30-40	3,455.0	7.7%	120-130	0.000	0%
40-50	4,857.9	10.9%	130-140	0.000	0%
50-60	7,234.0	16.2%	140-150	0.000	0%
60-70	11,375.2	25.5%	150-160	0.000	0%
70-80	11,282.9	25.3%	160-170	0.000	0%
80-90	2,200.5	4.9%	170-180	0.000	0%

Roadway Summary

Distribution:	TYPE IV, SHORT	
Max Cd, 90 Deg Vert:	0.000	
Max Cd, 80 to <90 Deg:	26,565.2	
	Lumens	% Lamp
Downward Street Side:	36,064.2	80.9%
Downward House Side:	8,517.4	19.1%
Downward Total:	44,581.6	100%
Upward Street Side:	0.000	0%
Upward House Side:	0.000	0%
Upward Total:	0.000	0%
Total Lumens:	44,581.6	100%

LCS Table

BUG Rating	**B3 - U0 - G5**	
Forward Light	Lumens	Lumens %
Low(0-30):	2,335.0	5.2%
Medium(30-60):	11,618.4	26.1%
High(60-80):	20,232.2	45.4%
Very High(80-90):	1,878.5	4.2%
Back Light		
Low(0-30):	1,841.7	4.1%
Medium(30-60):	3,924.0	8.8%
High(60-80):	2,437.1	5.5%
Very High(80-90):	314.4	0.7%
Uplight		
Low(90-100):	0.000	0%
High(100-180):	0.000	0%
Trapped Light:	1.1	0%

LCS Graph

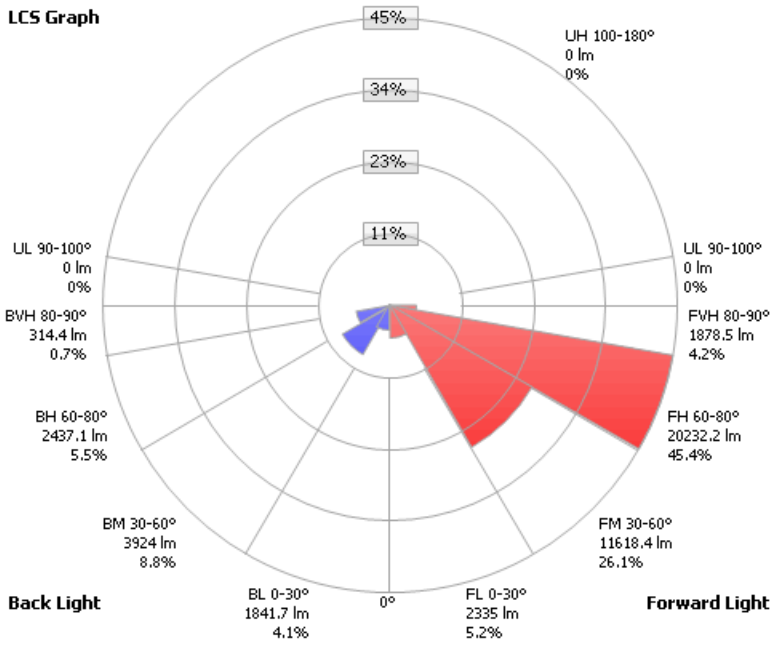

Scale = Max LCS %

Trapped Light: 1.1 lm, 0%

Candela Table - Type C

	0	15	25	35	45	55	65	75	85	90	105	115	125	135	145	155	165	175	180
0	4788	4788	4788	4788	4788	4788	4788	4788	4788	4788	4788	4788	4788	4788	4788	4788	4788	4788	4788
5	4556	4596	4605	4645	4659	4699	4752	4792	4832	4832	4899	4899	4886	4926	4926	4939	4926	4913	4922
10	4708	4734	4712	4712	4712	4734	4792	4846	4908	4922	4966	4966	4953	5011	5042	5038	5002	4997	4962
15	5158	5198	5131	5118	5038	4984	4953	4975	4997	4984	4966	4953	4935	4819	4605	4445	4378	4306	4315
20	5742	5729	5657	5608	5515	5381	5256	5145	5064	5002	4882	4819	4445	4092	3932	3878	3892	3919	3905
25	6415	6402	6272	6188	6027	5911	5697	5394	5118	4997	4699	4253	3651	3446	3593	3838	4079	4213	4222
30	7164	7168	6977	6825	6665	6504	6192	5729	5202	4997	4329	3299	2866	3219	3731	4173	4525	4721	4734
35	8060	8060	7788	7552	7405	7235	6852	6206	5492	5104	3745	2505	2537	2960	3562	4159	4636	4899	4939
40	8880	9001	8778	8443	8238	8114	7663	6905	5978	5359	3259	2332	2309	2773	3540	4034	4418	4654	4699
45	10329	10441	10120	9585	9224	9103	8564	7784	6705	5831	3112	2363	2559	2782	2996	3352	3615	3731	3745
50	12059	12429	12282	11524	10753	10244	9834	9050	7810	6584	2880	2532	2398	2746	3143	3143	3116	3116	3116
55	14052	14480	14520	14003	13263	12407	11484	10597	9420	7650	2586	2416	2612	3183	3272	3058	2929	2880	2902
60	16570	17288	17551	17422	17199	15594	14096	13107	12126	9464	2345	2563	3031	3263	3112	2795	2719	2733	2746
65	20239	21577	22384	22491	22754	20458	18300	16441	15581	11372	2274	2893	3183	2933	2630	2465	2523	2572	2590
70	24029	26133	28594	30524	30060	23966	19753	15741	13606	9317	2149	2746	2519	2260	2073	2086	2233	2332	2345
75	23895	29124	36422	39444	29137	16102	8390	4199	2042	1462	1627	2033	1725	1627	1641	1672	1779	1819	1832
80	5956	12429	26565	25375	9790	5755	5131	3219	1395	883	1097	1320	1297	1306	1199	1065	1092	767	486
85	1257	2073	3718	4672	1641	1979	2800	2358	914	406	660	874	727	660	620	580	499	160	13
90	0	0	0	0	0	0	0	0	0	0	0	0	0	0	0	0	0	0	0
95	0	0	0	0	0	0	0	0	0	0	0	0	0	0	0	0	0	0	0
100	0	0	0	0	0	0	0	0	0	0	0	0	0	0	0	0	0	0	0
105	0	0	0	0	0	0	0	0	0	0	0	0	0	0	0	0	0	0	0
110	0	0	0	0	0	0	0	0	0	0	0	0	0	0	0	0	0	0	0
115	0	0	0	0	0	0	0	0	0	0	0	0	0	0	0	0	0	0	0
120	0	0	0	0	0	0	0	0	0	0	0	0	0	0	0	0	0	0	0
125	0	0	0	0	0	0	0	0	0	0	0	0	0	0	0	0	0	0	0
130	0	0	0	0	0	0	0	0	0	0	0	0	0	0	0	0	0	0	0
135	0	0	0	0	0	0	0	0	0	0	0	0	0	0	0	0	0	0	0
140	0	0	0	0	0	0	0	0	0	0	0	0	0	0	0	0	0	0	0
145	0	0	0	0	0	0	0	0	0	0	0	0	0	0	0	0	0	0	0
150	0	0	0	0	0	0	0	0	0	0	0	0	0	0	0	0	0	0	0
155	0	0	0	0	0	0	0	0	0	0	0	0	0	0	0	0	0	0	0
160	0	0	0	0	0	0	0	0	0	0	0	0	0	0	0	0	0	0	0
165	0	0	0	0	0	0	0	0	0	0	0	0	0	0	0	0	0	0	0
170	0	0	0	0	0	0	0	0	0	0	0	0	0	0	0	0	0	0	0
175	0	0	0	0	0	0	0	0	0	0	0	0	0	0	0	0	0	0	0
180	0	0	0	0	0	0	0	0	0	0	0	0	0	0	0	0	0	0	0

OUTDOOR PHOTOMETRIC REPORT
CATALOG: RECONSTRUCTED FROM PHOTODATA

Manufacturer:	
Description:	Reconstructed from photodata
Lamp Output:	Total luminaire Lumens: 39326.1, absolute photometry *
Input Wattage:	310
Luminous Opening:	Rectangle (L: 0.47M, W: 0.3M)
Max Cd:	39,580.7 at Horizontal: 32.5°, Vertical: 75°
Roadway Class:	SHORT, TYPE IV

No Photo Available

Polar Candela

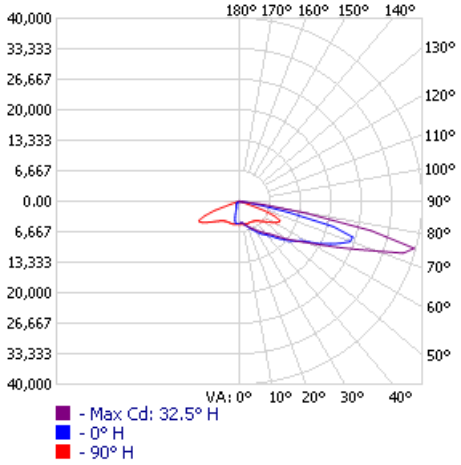

Isoilluminance

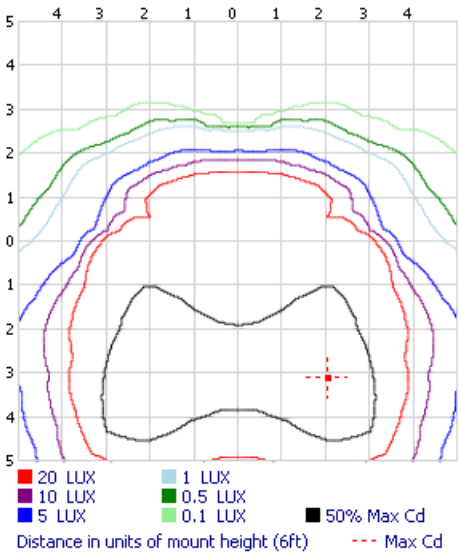

*Test based on absolute photometry where lamp lumens=lumens total.
*Cutoff Classification and efficiency cannot be properly calculated for absolute photometry.

Visual Photometric Tool 1.2.46 copyright 2026, Acuity Brands Lighting.
This Photometric report has been generated using methods recommended by the IESNA. Calculations are based on Photometric data provided by the manufacturer, and the accuracy of this Photometric report is dependent on the accuracy of the data provided. End-user environment and application (including, but not limited to, voltage variation and dirt accumulation) can cause actual Photometric performance to differ from the performance calculated using the data provided by the manufacturer. This report is provided without warranty as to accuracy, completeness, reliability or otherwise. In no event will Acuity Brands Lighting be responsible for any loss resulting from any use of this report.

Zonal Lumen Summary

Zone	Lumens	% Luminaire
0-30	3,949.8	10%
0-40	7,017.9	17.8%
0-60	18,313.5	46.6%
60-90	20,873.9	53.1%
70-100	10,241.6	26%
90-120	78.5	0.2%
0-90	39,187.4	99.6%
90-180	138.7	0.4%
0-180	39,326.1	100%

Lumens Per Zone

Zone	Lumens	% Total	Zone	Lumens	% Total
0-10	469.4	1.2%	90-100	29.3	0.1%
10-20	1,367.6	3.5%	100-110	26.4	0.1%
20-30	2,112.8	5.4%	110-120	22.7	0.1%
30-40	3,068.1	7.8%	120-130	18.1	0%
40-50	4,479.8	11.4%	130-140	14.2	0%
50-60	6,815.7	17.3%	140-150	12.3	0%
60-70	10,661.6	27.1%	150-160	9.1	0%
70-80	9,314.7	23.7%	160-170	4.9	0%
80-90	897.6	2.3%	170-180	1.5	0%

Roadway Summary

Distribution:	TYPE IV, SHORT
Max Cd, 90 Deg Vert:	49.1
Max Cd, 80 to <90 Deg:	15,536.6

	Lumens	% Lamp
Downward Street Side:	34,908.1	88.8%
Downward House Side:	4,277.6	10.9%
Downward Total:	39,185.7	99.6%
Upward Street Side:	65.6	0.2%
Upward House Side:	73.0	0.2%
Upward Total:	138.6	0.4%
Total Lumens:	39,324.3	100%

LCS Table

BUG Rating	**B3 - U3 - G5**	
Forward Light	Lumens	Lumens %
Low(0-30):	2,439.9	6.2%
Medium(30-60):	12,258.5	31.2%
High(60-80):	19,326.3	49.1%
Very High(80-90):	883.5	2.2%
Back Light		
Low(0-30):	1,510.0	3.8%
Medium(30-60):	2,100.8	5.3%
High(60-80):	658.3	1.7%
Very High(80-90):	8.5	0%
Uplight		
Low(90-100):	29.3	0.1%
High(100-180):	109.4	0.3%
Trapped Light:	1.8	0%

LCS Graph

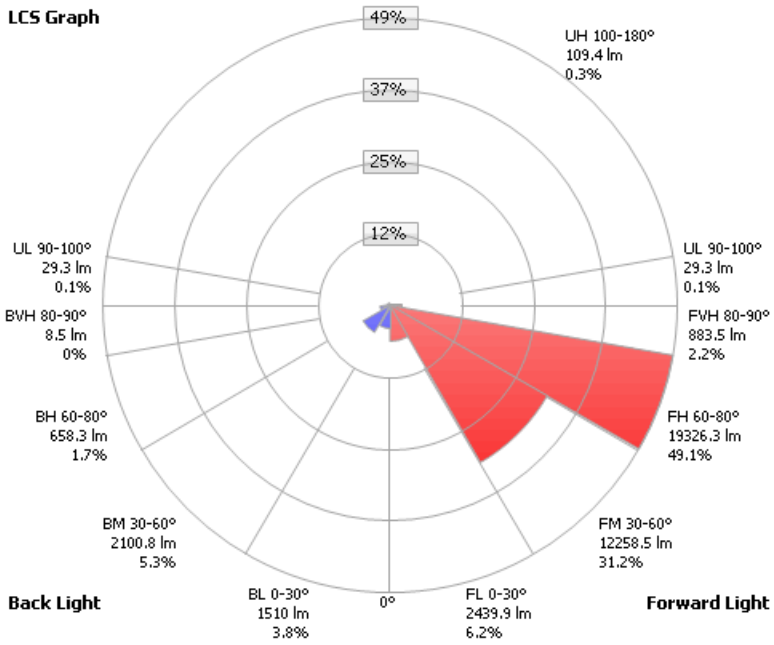

Scale = Max LCS %

Trapped Light: 1.8 lm, 0%

Candela Table - Type C

	0	15	25	35	45	55	65	75	85	90	105	115	125	135	145	155	165	175	180
0	4899	4899	4899	4899	4899	4899	4899	4899	4899	4899	4899	4899	4899	4899	4899	4899	4899	4899	4899
5	4688	4688	4709	4730	4765	4821	4849	4906	4962	4969	4990	5004	5011	5004	5004	5004	4990	4976	4927
10	4906	4878	4892	4856	4863	4892	4920	4990	5053	5060	5060	5039	5032	5011	4990	4962	4899	4856	4800
15	5466	5417	5382	5312	5242	5186	5137	5130	5158	5130	5039	4976	4906	4611	4219	3924	3693	3602	3560
20	6083	6013	5957	5873	5782	5641	5466	5333	5228	5158	4906	4737	4149	3448	2971	2607	2348	2214	2222
25	6854	6714	6622	6475	6356	6216	5950	5592	5277	5130	4667	3980	2978	2299	1850	1605	1528	1500	1486
30	7688	7541	7414	7204	7078	6882	6538	5978	5424	5158	4240	2887	1997	1668	1521	1416	1360	1332	1317
35	8704	8550	8311	8031	7912	7723	7260	6517	5725	5298	3560	2088	1654	1500	1402	1303	1205	1149	1135
40	9622	9489	9377	8956	8809	8634	8143	7246	6216	5564	3041	1857	1486	1416	1282	1079	1016	995	995
45	11185	11044	10764	10176	9811	9587	9033	8115	6938	6027	2845	1612	1346	1247	1107	1107	960	925	918
50	13007	12993	12993	12194	11451	10855	10309	9461	8087	6805	2516	1500	1177	1149	1044	932	855	813	806
55	15151	15137	15312	14766	14044	13091	12040	11115	9727	7877	1976	1388	1163	1044	932	827	729	666	666
60	17814	17982	18403	18431	18291	16434	14801	13637	12124	9208	1360	1317	1051	939	785	519	434	378	378
65	21963	22601	23743	23855	24051	21472	18809	16356	14226	9762	813	1184	1009	631	442	350	210	168	175
70	25719	26826	30106	32180	30989	23869	18263	13231	9986	5789	778	911	519	336	224	154	35	0	0
75	21262	25579	34885	38628	27667	14324	6735	2950	1107	673	364	308	126	42	28	0	0	0	0
80	4303	6629	13420	15537	7884	4310	3448	1556	456	224	63	21	0	0	0	0	0	0	0
85	343	392	596	869	827	848	932	554	126	42	14	14	7	14	14	14	0	0	0
90	28	42	49	42	42	42	42	35	28	28	14	14	14	28	28	28	14	0	0
95	21	28	28	28	28	28	28	28	28	28	28	21	28	28	42	35	21	14	7
100	14	14	28	28	28	28	28	28	35	35	28	28	28	35	42	28	21	14	14
105	7	14	14	21	21	21	28	28	35	35	28	28	28	35	35	28	28	14	14
110	0	7	14	14	14	21	28	28	42	42	28	28	28	28	42	28	28	14	21
115	0	7	14	14	14	21	28	28	42	35	28	28	28	28	35	28	28	14	14
120	0	7	14	14	14	14	28	28	35	35	28	28	21	28	28	28	14	7	7
125	0	7	14	14	14	14	28	28	42	35	28	28	28	28	28	28	14	0	7
130	0	7	14	14	14	14	28	28	35	35	28	28	21	28	28	14	14	0	0
135	0	7	14	14	14	21	28	28	35	35	28	21	14	21	21	14	7	0	0
140	0	7	14	14	14	21	28	28	35	35	28	21	14	21	21	14	14	0	0
145	0	14	14	14	21	21	28	28	42	35	28	28	21	21	21	14	7	0	0
150	0	14	14	14	21	28	28	35	42	42	28	21	21	21	21	14	7	0	0
155	0	14	14	14	14	21	28	35	35	35	28	21	21	21	21	14	7	0	0
160	0	14	14	14	14	21	28	35	35	35	28	21	14	14	21	14	0	0	0
165	0	14	14	14	14	21	28	35	35	28	28	21	14	21	21	14	0	0	0
170	0	14	14	14	14	14	28	28	35	35	28	14	14	14	14	14	0	0	0
175	0	14	14	14	14	21	28	28	35	35	28	14	14	14	14	14	0	0	0
180	14	14	14	14	14	14	14	14	14	14	14	14	14	14	14	14	14	14	14

› **Datasheet - AMENITY - DSX0**

DSX0.4.LA224.LCCO.C9



Product image may not represent the final configuration stated above.



T +44 (0)1908 649 292
E info@holophane.co.uk

Holophane Europe Limited
Bond Avenue, Milton Keynes
Buckinghamshire, MK11JG
United Kingdom

Product Specification

DSX0 Holophane Website

DSX0.4.LA224.LCCO.C9

Product Website

Holophane DSX0 luminaire. Single-piece die-cast aluminium housing conforming to EN1706 AC-46500, with integral heat sink fins to optimise thermal management. LED light engine modules are IP66 with individual lenses (PMMA or silicone). Housing sealed to IP65 via hinged access door (two captive fixing screws). Installation via bespoke Holophane mounting feature for quick and easy installation. International Dark-Sky Association Approved (colour temperatures 3000K or warmer are approved under the IDA).
This specific SKU includes:

- Series 4
- LED light engine producing c.22,000 lm with a nominal 4000°K colour temperature
- Left corner cutoff optic
- Metallic Silver (RAL9006)

DSX1B.8.1A.LMZ.GV

Holophane tubular base compartment column for use with DSX1 Luminaires. 8 metre, Single head, For light & medium area wind zones (compliant to EN40).
- Bracket galvanised
- Direct embedment

Performance

Drive Current from Driver:	1,385mA
Power:	169W
Fitting Current:	0.76A
Fitting Inrush:	83.2A - 0.261ms
Number of Drivers:	1
1x Driver 1 Inrush:	83.2A - 0.261ms
Max Drivers per 16A Type B MCB:	5
Max Fittings per 16A Type B MCB:	5
Total Number of LEDs:	20
Minimum Dim Level:	5%
Optical Risk Group:	1
SDCM/MacAdam Ellipse:	5

8Kg$_2$

0.09M

Installation Guide

T +44 (0)1908 649 292
E info@holophane.co.uk

Holophane Europe Limited
Bond Avenue, Milton Keynes
Buckinghamshire, MK1 1JG
United Kingdom

Dimensions

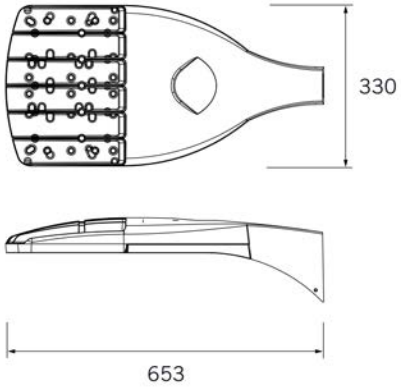

CIBSE TM66 - CEAM Rating



2.5 to 4.0	1.5 to 2.5	0.5 to 1.5	0 to 0.5
Excellent circularity	Definite/ substantial progress to circularity	Some circular economy functionality	Very poor circular economy performance

Assured Score

Photometry

IES File

Polar Plot

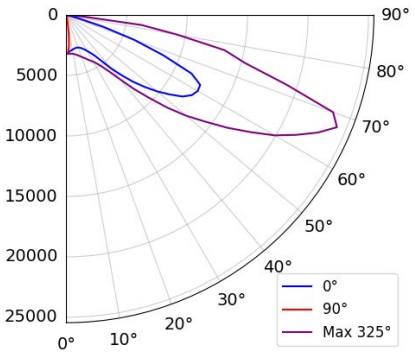

Isoilluminance Plot

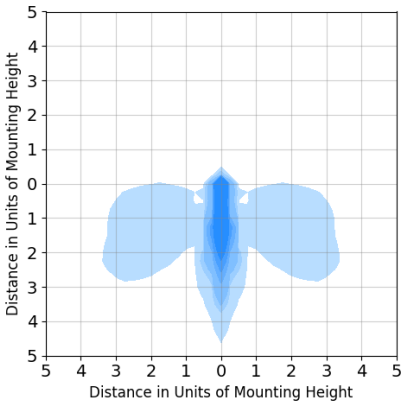

Lumens:	15,653
CCT:	4000K
CRI:	70
IES File:	DSX0.4.LA224.LCCO

T +44 (0)1908 649 292
E info@holophane.co.uk

Holophane Europe Limited
Bond Avenue, Milton Keynes
Buckinghamshire, MK11JG
United Kingdom

LLMF Graph

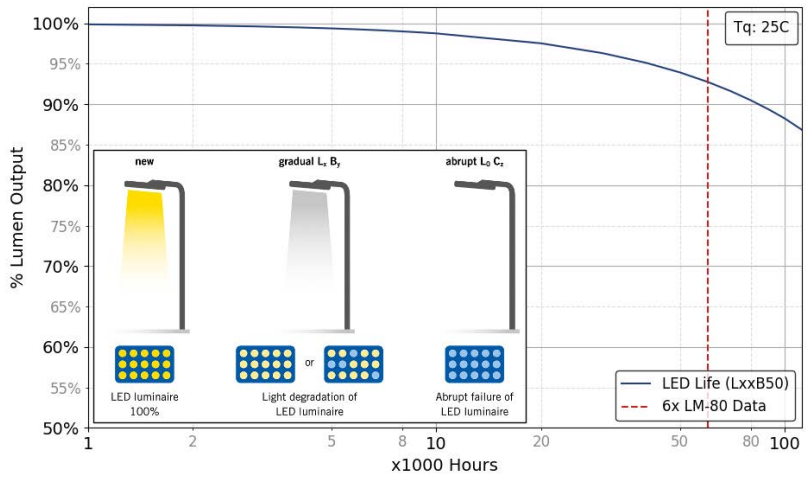

For reference purposes, the graph extrapolates beyond the recommend 6x LM-80 data in TM-21, which our calculations are based on.

Colour Temperatures

2700K

3000K

▶ 4000K

Colours

Selected Colour

C9 Metallic Silver (RAL9006)

Custom Colour Available

RAL**** Customer specified colour

*Choosing a custom colour may increase the cost and lead time.

Standard Colours Available

C1 Smooth White (RAL9016)

C4 graphite (RAL7011)

C6 Smooth Grey (RAL7035)

C7 Black (RAL9005)

C9 Metallic Silver (RAL9006)

Lumen data is considered to be representative of the configuration shown, and may vary, with a tolerance on flux of +/- 7% (typical of LED manufacturer's data) and luminaire power of +/- 5%.

The specifications of the Holophane luminaires represents typical values. All descriptions, illustrations, drawings and specifications in the Holophane catalogue, Datasheets and website represent only general particulars of the goods to which they apply and shall not form part of any contract. The company reserves the right to change specifications at its discretion without prior notification or public announcement.

T +44 (0)1908 649 292
E info@holophane.co.uk

Holophane Europe Limited
Bond Avenue, Milton Keynes
Buckinghamshire, MK1 1JG
United Kingdom

OUTDOOR PHOTOMETRIC REPORT
CATALOG: RECONSTRUCTED FROM PHOTODATA

Manufacturer:	
Description:	Reconstructed from photodata
Lamp Output:	Total luminaire Lumens: 15654.5, absolute photometry *
Input Wattage:	185
Luminous Opening:	Rectangle (L: 0.2M, W: 0.3M)
Max Cd:	24,234.7 at Horizontal: 325°, Vertical: 67.5°
Roadway Class:	SHORT, TYPE I

No Photo Available

Polar Candela

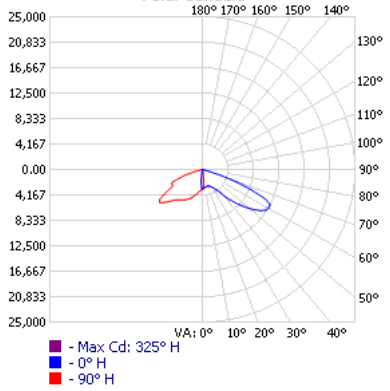

Isoilluminance

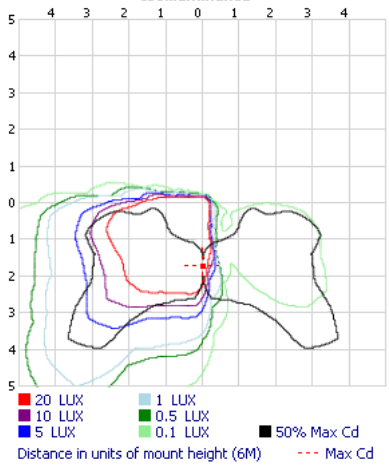

*Test based on absolute photometry where lamp lumens=lumens total.
*Cutoff Classification and efficiency cannot be properly calculated for absolute photometry.

Visual Photometric Tool 1.2.46 copyright 2026, Acuity Brands Lighting.
This Photometric report has been generated using methods recommended by the IESNA. Calculations are based on Photometric data provided by the manufacturer, and the accuracy of this Photometric report is dependent on the accuracy of the data provided. End-user environment and application (including, but not limited to, voltage variation and dirt accumulation) can cause actual Photometric performance to differ from the performance calculated using the data provided by the manufacturer. This report is provided without warranty as to accuracy, completeness, reliability or otherwise. In no event will Acuity Brands Lighting be responsible for any loss resulting from any use of this report.

Zonal Lumen Summary

Zone	Lumens	% Luminaire
0-30	1,346.6	8.6%
0-40	2,431.4	15.5%
0-60	8,286.3	52.9%
60-90	7,368.2	47.1%
70-100	2,729.1	17.4%
90-120	0.000	0%
0-90	15,654.5	100%
90-180	0.000	0%
0-180	15,654.5	100%

Lumens Per Zone

Zone	Lumens	% Total	Zone	Lumens	% Total
0-10	239.1	1.5%	90-100	0.000	0%
10-20	433.0	2.8%	100-110	0.000	0%
20-30	674.4	4.3%	110-120	0.000	0%
30-40	1,084.8	6.9%	120-130	0.000	0%
40-50	2,108.3	13.5%	130-140	0.000	0%
50-60	3,746.6	23.9%	140-150	0.000	0%
60-70	4,639.0	29.6%	150-160	0.000	0%
70-80	2,476.2	15.8%	160-170	0.000	0%
80-90	253.0	1.6%	170-180	0.000	0%

Roadway Summary

Distribution:	TYPE I, SHORT
Max Cd, 90 Deg Vert:	0.000
Max Cd, 80 to <90 Deg:	9,893.7

	Lumens	% Lamp
Downward Street Side:	14,978.1	95.7%
Downward House Side:	676.4	4.3%
Downward Total:	15,654.5	100%
Upward Street Side:	0.000	0%
Upward House Side:	0.000	0%
Upward Total:	0.000	0%
Total Lumens:	15,654.5	100%

LCS Table

BUG Rating	**B1 - U0 - G3**	
Forward Light	Lumens	Lumens %
Low(0-30):	1,053.9	6.7%
Medium(30-60):	6,623.2	42.3%
High(60-80):	7,049.3	45%
Very High(80-90):	251.7	1.6%
Back Light		
Low(0-30):	293.5	1.9%
Medium(30-60):	314.7	2%
High(60-80):	68.0	0.4%
Very High(80-90):	0.2	0%
Uplight		
Low(90-100):	0.000	0%
High(100-180):	0.000	0%
Trapped Light:	0.1	0%

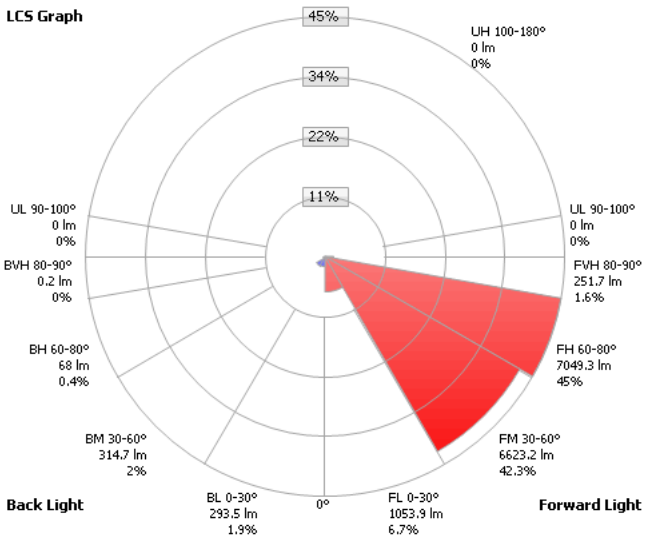

Scale = Max LCS %

Trapped Light: 0.1 lm, 0%

OUTDOOR PHOTOMETRIC REPORT
CATALOG: RECONSTRUCTED FROM PHOTODATA

Candela Table - Type C

	0	15	25	35	45	55	65	75	85	90	105	115	125	135	145	155	165	175	180	195	205	215	225	235	245	255	265	275	
0	3220	3220	3220	3220	3220	3220	3220	3220	3220	3220	3220	3220	3220	3220	3220	3220	3220	3220	3220	3220	3220	3220	3220	3220	3220	3220	3220	3220	
5	3017	3049	3067	3040	3052	2963	2898	2719	2632	2576	2402	2364	2263	2257	2201	2201	2234	2251	2257	2378	2481	2603	2833	3031	3217	3371	3415	3398	
10	2901	2904	2768	2364	1900	1442	1197	892	677	668	517	475	502	496	502	579	597	671	682	804	1052	1312	1693	2213	2745	3329	3731	3785	
15	2833	2683	1962	1143	500	171	83	62	44	36	18	3	0	0	0	0	0	0	3	15	29	133	517	1218	2157	3140	4062	4293	
20	2854	2195	1004	195	73	50	41	33	18	12	0	0	0	0	0	0	0	0	0	0	0	8	36	236	1350	2833	4275	4848	
25	3034	1643	260	71	39	26	21	15	3	0	0	0	0	0	0	0	0	0	0	0	0	0	0	36	458	2367	4440	5480	
30	3406	1087	91	41	18	8	8	6	0	0	0	0	0	0	0	0	0	0	0	0	0	0	0	6	73	1737	4505	6050	
35	4089	479	59	21	6	3	6	6	0	0	0	0	0	0	0	0	0	0	0	0	0	0	0	0	36	913	4461	6618	
40	5734	171	33	8	6	3	8	8	0	0	0	0	0	0	0	0	0	0	0	0	0	0	0	0	8	195	4331	7310	
45	7782	104	24	12	12	12	18	18	3	0	0	0	0	0	0	0	0	0	0	0	0	0	0	0	0	98	4192	8777	
50	9814	80	24	21	24	26	33	33	15	6	0	0	0	0	0	0	0	0	0	0	0	0	0	0	0	71	3953	10878	
55	11743	65	24	33	39	44	54	54	33	15	0	0	0	0	0	0	0	0	0	0	0	0	0	0	0	44	3102	12000	
60	12553	56	29	44	65	80	91	91	59	33	0	0	0	0	0	0	0	0	0	0	0	0	0	0	0	18	1403	9451	
65	11416	54	39	71	121	160	142	133	83	39	0	0	0	0	0	0	0	0	0	0	0	0	0	0	0	0	697	11191	
70	5973	41	47	109	218	254	181	153	94	41	0	0	0	0	0	0	0	0	0	0	0	0	0	0	0	0	228	10467	
75	1043	29	50	130	251	280	181	139	73	29	0	0	0	0	0	0	0	0	0	73	21	0	0	0	0	0	71	5078	
80	200	21	39	106	239	231	130	94	41	12	0	0	0	0	0	0	0	0	0	0	0	0	0	0	0	0	6	308	
85	68	12	26	56	124	101	56	36	8	0	0	0	0	0	0	0	0	0	0	0	0	0	0	0	0	0	0	68	
90	0	0	0	0	0	0	0	0	0	0	0	0	0	0	0	0	0	0	0	0	0	0	0	0	0	0	0	0	
95	0	0	0	0	0	0	0	0	0	0	0	0	0	0	0	0	0	0	0	0	0	0	0	0	0	0	0	0	
100	0	0	0	0	0	0	0	0	0	0	0	0	0	0	0	0	0	0	0	0	0	0	0	0	0	0	0	0	
105	0	0	0	0	0	0	0	0	0	0	0	0	0	0	0	0	0	0	0	0	0	0	0	0	0	0	0	0	
110	0	0	0	0	0	0	0	0	0	0	0	0	0	0	0	0	0	0	0	0	0	0	0	0	0	0	0	0	
115	0	0	0	0	0	0	0	0	0	0	0	0	0	0	0	0	0	0	0	0	0	0	0	0	0	0	0	0	
120	0	0	0	0	0	0	0	0	0	0	0	0	0	0	0	0	0	0	0	0	0	0	0	0	0	0	0	0	
125	0	0	0	0	0	0	0	0	0	0	0	0	0	0	0	0	0	0	0	0	0	0	0	0	0	0	0	0	
130	0	0	0	0	0	0	0	0	0	0	0	0	0	0	0	0	0	0	0	0	0	0	0	0	0	0	0	0	
135	0	0	0	0	0	0	0	0	0	0	0	0	0	0	0	0	0	0	0	0	0	0	0	0	0	0	0	0	
140	0	0	0	0	0	0	0	0	0	0	0	0	0	0	0	0	0	0	0	0	0	0	0	0	0	0	0	0	
145	0	0	0	0	0	0	0	0	0	0	0	0	0	0	0	0	0	0	0	0	0	0	0	0	0	0	0	0	
150	0	0	0	0	0	0	0	0	0	0	0	0	0	0	0	0	0	0	0	0	0	0	0	0	0	0	0	0	
155	0	0	0	0	0	0	0	0	0	0	0	0	0	0	0	0	0	0	0	0	0	0	0	0	0	0	0	0	
160	0	0	0	0	0	0	0	0	0	0	0	0	0	0	0	0	0	0	0	0	0	0	0	0	0	0	0	0	
165	0	0	0	0	0	0	0	0	0	0	0	0	0	0	0	0	0	0	0	0	0	0	0	0	0	0	0	0	
170	0	0	0	0	0	0	0	0	0	0	0	0	0	0	0	0	0	0	0	0	0	0	0	0	0	0	0	0	
175	0	0	0	0	0	0	0	0	0	0	0	0	0	0	0	0	0	0	0	0	0	0	0	0	0	0	0	0	
180	0	0	0	0	0	0	0	0	0	0	0	0	0	0	0	0	0	0	0	0	0	0	0	0	0	0	0	0	

› **Datasheet - AMENITY - DSX0**

DSX0.4.LA224.RCCO.C9



Product image may not represent the final configuration stated above.



T +44 (0)1908 649 292
E info@holophane.co.uk

Holophane Europe Limited
Bond Avenue, Milton Keynes
Buckinghamshire, MK11JG
United Kingdom

Product Specification

DSX0 Holophane Website

DSX0.4.LA224.RCCO.C9

Holophane DSX0 luminaire. Single-piece die-cast aluminium housing conforming to EN1706 AC-46500, with integral heat sink fins to optimise thermal management. LED light engine modules are IP66 with individual lenses (PMMA or silicone). Housing sealed to IP65 via hinged access door (two captive fixing screws). Installation via bespoke Holophane mounting feature for quick and easy installation. International Dark-Sky Association Approved (colour temperatures 3000K or warmer are approved under the IDA).
This specific SKU includes:

Product Website

- Series 4
- LED light engine producing c.22,000 lm with a nominal 4000°K colour temperature
- Right corner cutoff optic
- Metallic Silver (RAL9006)

DSX1B.8.1A.LMZ.GV

Holophane tubular base compartment column for use with DSX1 Luminaires. 8 metre, Single head, For light & medium area wind zones (compliant to EN40).
- Bracket galvanised
- Direct embedment

Performance

Drive Current from Driver:	1,385mA
Power:	169W
Fitting Current:	0.76A
Fitting Inrush:	83.2A - 0.261ms
Number of Drivers:	1
1x Driver 1 Inrush:	83.2A - 0.261ms
Max Drivers per 16A Type B MCB:	5
Max Fittings per 16A Type B MCB:	5
Total Number of LEDs:	20
Minimum Dim Level:	5%
Optical Risk Group:	1
SDCM/MacAdam Ellipse:	5

8Kg$_2$

0.09M

Installation Guide

T +44 (0)1908 649 292
E info@holophane.co.uk

Holophane Europe Limited
Bond Avenue, Milton Keynes
Buckinghamshire, MK1 1JG
United Kingdom

Dimensions

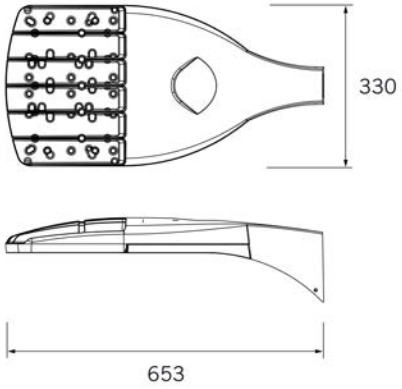

CIBSE TM66 - CEAM Rating



2.5 to 4.0	1.5 to 2.5	0.5 to 1.5	0 to 0.5
Excellent circularity	Definite/ substantial progress to circularity	Some circular economy functionality	Very poor circular economy performance

Assured Score

Photometry

IES File

Polar Plot

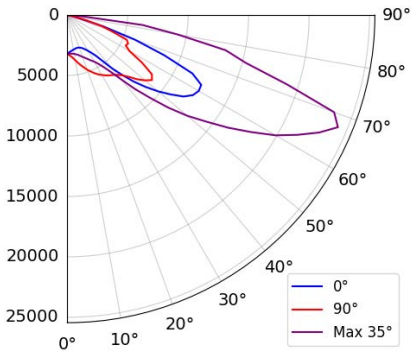

Isoilluminance Plot

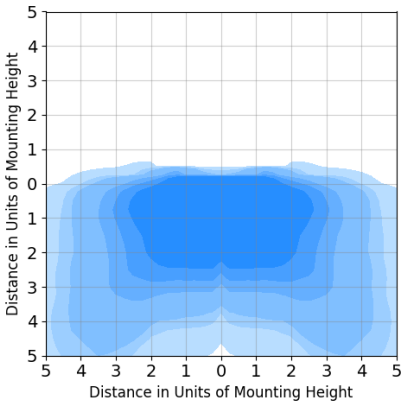

Lumens:	15,653
CCT:	4000K
CRI:	70
IES File:	DSX0.4.LA224.RCCO

T +44 (0)1908 649 292
E info@holophane.co.uk

Holophane Europe Limited
Bond Avenue, Milton Keynes
Buckinghamshire, MK11JG
United Kingdom

LLMF Graph

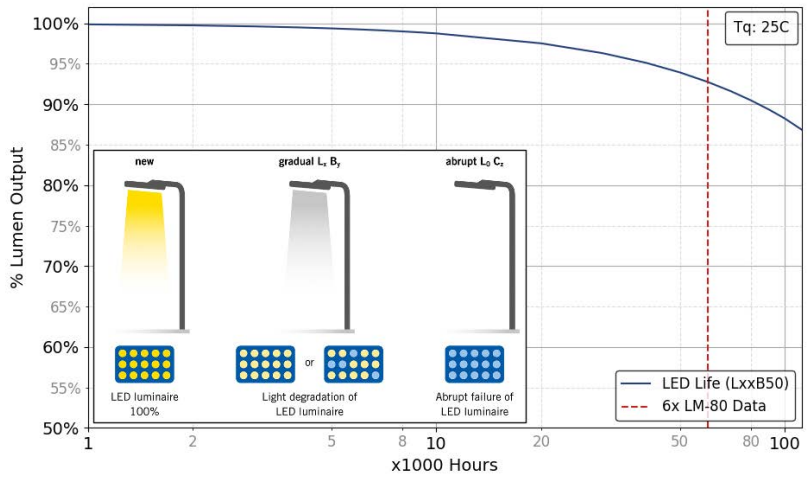

For reference purposes, the graph extrapolates beyond the recommend 6x LM-80 data in TM-21, which our calculations are based on.

Colour Temperatures

2700K

3000K

▶ 4000K

Colours

Selected Colour

C9 Metallic Silver (RAL9006)

Custom Colour Available

RAL**** Customer specified colour

*Choosing a custom colour may increase the cost and lead time.

Standard Colours Available

C1 Smooth White (RAL9016)

C4 graphite (RAL7011)

C6 Smooth Grey (RAL7035)

C7 Black (RAL9005)

C9 Metallic Silver (RAL9006)

Lumen data is considered to be representative of the configuration shown, and may vary, with a tolerance on flux of +/- 7% (typical of LED manufacturer's data) and luminaire power of +/- 5%.

The specifications of the Holophane luminaires represents typical values. All descriptions, illustrations, drawings and specifications in the Holophane catalogue, Datasheets and website represent only general particulars of the goods to which they apply and shall not form part of any contract. The company reserves the right to change specifications at its discretion without prior notification or public announcement.

T +44 (0)1908 649 292
E info@holophane.co.uk

Holophane Europe Limited
Bond Avenue, Milton Keynes
Buckinghamshire, MK1 1JG
United Kingdom

OUTDOOR PHOTOMETRIC REPORT
CATALOG: RECONSTRUCTED FROM PHOTODATA

Manufacturer:	
Description:	Reconstructed from photodata
Lamp Output:	Total luminaire Lumens: 15653.9, absolute photometry *
Input Wattage:	185
Luminous Opening:	Rectangle (L: 0.2M, W: 0.3M)
Max Cd:	24,233.7 at Horizontal: 35°, Vertical: 67.5°
Roadway Class:	SHORT, TYPE IV

No Photo Available

Polar Candela

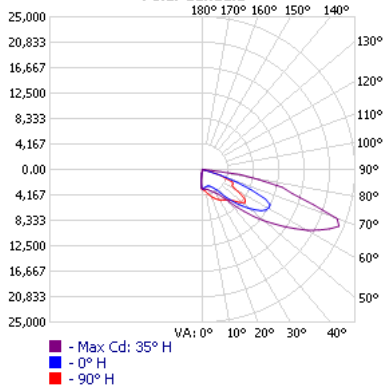

Isoilluminance

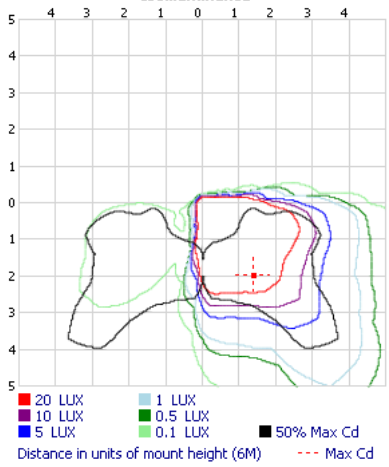

*Test based on absolute photometry where lamp lumens=lumens total.
*Cutoff Classification and efficiency cannot be properly calculated for absolute photometry.

Visual Photometric Tool 1.2.46 copyright 2026, Acuity Brands Lighting.
This Photometric report has been generated using methods recommended by the IESNA. Calculations are based on Photometric data provided by the manufacturer, and the accuracy of this Photometric report is dependent on the accuracy of the data provided. End-user environment and application (including, but not limited to, voltage variation and dirt accumulation) can cause actual Photometric performance to differ from the performance calculated using the data provided by the manufacturer. This report is provided without warranty as to accuracy, completeness, reliability or otherwise. In no event will Acuity Brands Lighting be responsible for any loss resulting from any use of this report.

Zonal Lumen Summary

Zone	Lumens	% Luminaire
0-30	1,346.5	8.6%
0-40	2,431.3	15.5%
0-60	8,286.0	52.9%
60-90	7,367.9	47.1%
70-100	2,729.0	17.4%
90-120	0.000	0%
0-90	15,653.9	100%
90-180	0.000	0%
0-180	15,653.9	100%

Lumens Per Zone

Zone	Lumens	% Total	Zone	Lumens	% Total
0-10	239.1	1.5%	90-100	0.000	0%
10-20	433.0	2.8%	100-110	0.000	0%
20-30	674.4	4.3%	110-120	0.000	0%
30-40	1,084.8	6.9%	120-130	0.000	0%
40-50	2,108.3	13.5%	130-140	0.000	0%
50-60	3,746.5	23.9%	140-150	0.000	0%
60-70	4,638.8	29.6%	150-160	0.000	0%
70-80	2,476.1	15.8%	160-170	0.000	0%
80-90	253.0	1.6%	170-180	0.000	0%

Roadway Summary

Distribution:	TYPE IV, SHORT
Max Cd, 90 Deg Vert:	0.000
Max Cd, 80 to <90 Deg:	9,893.7

	Lumens	% Lamp
Downward Street Side:	14,977.5	95.7%
Downward House Side:	676.4	4.3%
Downward Total:	15,653.8	100%
Upward Street Side:	0.000	0%
Upward House Side:	0.000	0%
Upward Total:	0.000	0%
Total Lumens:	15,653.8	100%

LCS Table

BUG Rating	**B1 - U0 - G3**	
Forward Light	Lumens	Lumens %
Low(0-30):	1,053.8	6.7%
Medium(30-60):	6,622.9	42.3%
High(60-80):	7,049.0	45%
Very High(80-90):	251.7	1.6%
Back Light		
Low(0-30):	293.5	1.9%
Medium(30-60):	314.7	2%
High(60-80):	67.9	0.4%
Very High(80-90):	0.2	0%
Uplight		
Low(90-100):	0.000	0%
High(100-180):	0.000	0%
Trapped Light:	0.1	0%

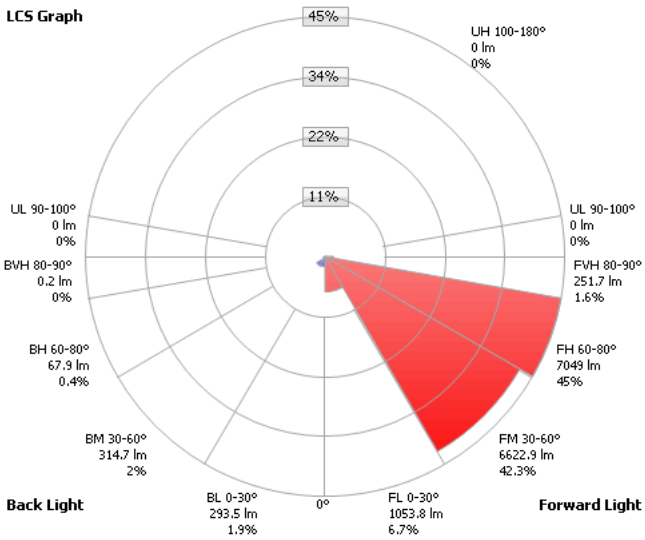

Scale = Max LCS %

Trapped Light: 0.1 lm, 0%

Candela Table - Type C

	0	15	25	35	45	55	65	75	85	90	105	115	125	135	145	155	165	175	180	195	205	215	225	235	245	255	265
0	3220	3220	3220	3220	3220	3220	3220	3220	3220	3220	3220	3220	3220	3220	3220	3220	3220	3220	3220	3220	3220	3220	3220	3220	3220	3220	3220
5	3017	3140	3144	3199	3217	3285	3336	3359	3398	3418	3370	3217	3031	2833	2603	2481	2378	2281	2257	2234	2201	2201	2257	2263	2364	2402	2517
10	2901	3082	3123	3250	3347	3500	3619	3702	3784	3790	3329	2745	2213	1693	1312	1052	804	710	682	597	579	502	496	502	475	517	602
15	2833	3075	3185	3403	3619	3852	4070	4204	4293	4278	3140	2157	1218	517	133	29	15	6	3	0	0	0	0	0	3	18	29
20	2854	3170	3347	3669	3959	4272	4567	4739	4848	4804	2833	1350	236	36	8	0	0	0	0	0	0	0	0	0	0	0	6
25	3034	3433	3642	4012	4363	4798	5140	5347	5480	5297	2366	458	36	0	0	0	0	0	0	0	0	0	0	0	0	0	0
30	3406	3852	4065	4440	4860	5332	5740	5967	6050	5719	1737	73	6	0	0	0	0	0	0	0	0	0	0	0	0	0	0
35	4088	4697	4863	5255	5554	5956	6382	6585	6618	6079	913	36	0	0	0	0	0	0	0	0	0	0	0	0	0	0	0
40	5734	7211	6993	6957	6986	7229	7321	7380	7309	6444	195	8	0	0	0	0	0	0	0	0	0	0	0	0	0	0	0
45	7782	10540	9965	9675	9321	9412	9731	9427	8777	7235	98	0	0	0	0	0	0	0	0	0	0	0	0	0	0	0	0
50	9814	13767	13168	12958	12378	12310	13581	12904	10877	8396	71	0	0	0	0	0	0	0	0	0	0	0	0	0	0	0	0
55	11743	17049	16611	16237	16295	16736	17279	15737	12000	8544	44	0	0	0	0	0	0	0	0	0	0	0	0	0	0	0	0
60	12552	18931	18816	19893	21188	20676	18783	15475	9451	5938	18	0	0	0	0	0	0	0	0	0	0	0	0	0	0	0	6
65	11416	18812	20230	22984	24068	18423	18881	19037	11191	5551	0	0	0	0	0	0	0	0	0	0	0	0	0	0	0	0	6
70	5973	11834	15903	23489	22027	16919	17295	17785	10467	3935	0	0	0	0	0	0	0	0	0	0	0	0	0	0	0	0	3
75	1043	3354	6195	15297	20086	12130	8963	8487	5078	1542	0	0	0	0	0	21	73	8	0	0	0	0	0	0	0	0	0
80	200	435	1578	9335	9894	3466	1218	555	308	104	0	0	0	0	0	0	0	0	0	0	0	0	0	0	0	0	0
85	68	124	1087	1451	664	366	163	83	68	12	0	0	0	0	0	0	0	0	0	0	0	0	0	0	0	0	0
90	0	0	0	0	0	0	0	0	0	0	0	0	0	0	0	0	0	0	0	0	0	0	0	0	0	0	0
95	0	0	0	0	0	0	0	0	0	0	0	0	0	0	0	0	0	0	0	0	0	0	0	0	0	0	0
100	0	0	0	0	0	0	0	0	0	0	0	0	0	0	0	0	0	0	0	0	0	0	0	0	0	0	0
105	0	0	0	0	0	0	0	0	0	0	0	0	0	0	0	0	0	0	0	0	0	0	0	0	0	0	0
110	0	0	0	0	0	0	0	0	0	0	0	0	0	0	0	0	0	0	0	0	0	0	0	0	0	0	0
115	0	0	0	0	0	0	0	0	0	0	0	0	0	0	0	0	0	0	0	0	0	0	0	0	0	0	0
120	0	0	0	0	0	0	0	0	0	0	0	0	0	0	0	0	0	0	0	0	0	0	0	0	0	0	0
125	0	0	0	0	0	0	0	0	0	0	0	0	0	0	0	0	0	0	0	0	0	0	0	0	0	0	0
130	0	0	0	0	0	0	0	0	0	0	0	0	0	0	0	0	0	0	0	0	0	0	0	0	0	0	0
135	0	0	0	0	0	0	0	0	0	0	0	0	0	0	0	0	0	0	0	0	0	0	0	0	0	0	0
140	0	0	0	0	0	0	0	0	0	0	0	0	0	0	0	0	0	0	0	0	0	0	0	0	0	0	0
145	0	0	0	0	0	0	0	0	0	0	0	0	0	0	0	0	0	0	0	0	0	0	0	0	0	0	0
150	0	0	0	0	0	0	0	0	0	0	0	0	0	0	0	0	0	0	0	0	0	0	0	0	0	0	0
155	0	0	0	0	0	0	0	0	0	0	0	0	0	0	0	0	0	0	0	0	0	0	0	0	0	0	0
160	0	0	0	0	0	0	0	0	0	0	0	0	0	0	0	0	0	0	0	0	0	0	0	0	0	0	0
165	0	0	0	0	0	0	0	0	0	0	0	0	0	0	0	0	0	0	0	0	0	0	0	0	0	0	0
170	0	0	0	0	0	0	0	0	0	0	0	0	0	0	0	0	0	0	0	0	0	0	0	0	0	0	0
175	0	0	0	0	0	0	0	0	0	0	0	0	0	0	0	0	0	0	0	0	0	0	0	0	0	0	0
180	0	0	0	0	0	0	0	0	0	0	0	0	0	0	0	0	0	0	0	0	0	0	0	0	0	0	0

Sales Contact: Roger Huxley
Project: P109-4218 - Unit 2 Symmetry Park Widnes
Item Ref: B1L | B1R | D1 | G1

Datasheet

DSX1B.8.1A.LMZ.GV



Holophane products that are suitable

CityMax
Denver Elite pole
D-Series
Factor
Factor small
V-Max

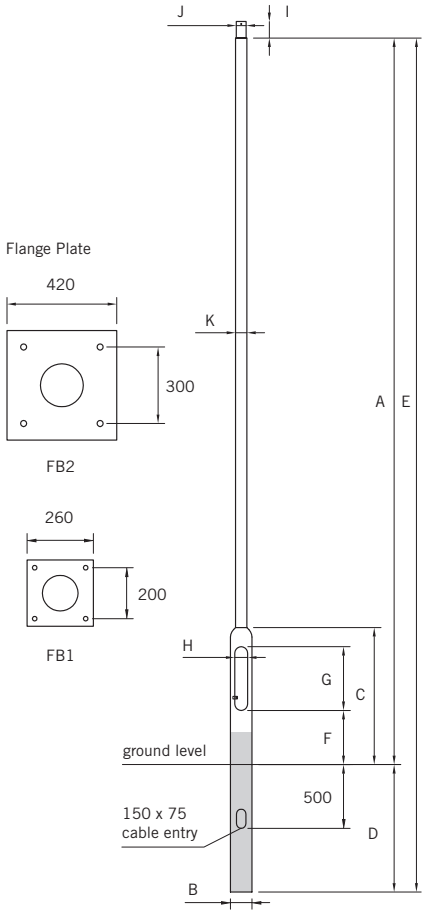

	Nominal Height	Base Diameter*	Base Height	Planting Depth	Overall Length	Door to Ground	Door Opening Length	Door Opening Width	Spigot Length*	Spigot Diameter*	Shaft Diameter*	Weight kg*	Bending Moment (ULS) Nm
description	**A**	**B**	**C**	**D**	**E**	**F**	**G**	**H**	**I**	**J**	**K**		
2.5m standard duty	2500	140	1075	800	3300	400	500	100	-	-	76	27	2100
3m standard duty	3000	140	1075	800	3800	400	500	100	-	-	76	30	4666
3.5m standard duty	3500	140	1075	800	4300	400	500	100	-	-	76	32	2100
4m standard duty	4000	140	1075	800	4800	400	500	100	-	-	76	34	6484
4.5m standard duty	4500	140	1075	800	5300	400	500	100	-	-	76	37	5108
5m standard duty	5000	140	1075	800	5800	400	500	100	-	-	76	39	6149
5.5m standard duty	5500	140	1075	1000	6500	400	500	100	-	-	76	44	6003
6m standard duty	6000	140	1075	1000	7000	400	500	100	-	-	76	46	5999
6m heavy duty	5700	168	1200	1000	6700	400	600	115	130	76	89	71	10404
8m standard duty	7700	168	1200	1200	8900	400	600	115	130	76	89	89	10072
8m heavy duty	7700	168	1300	1200	9000	500	600	115	250	101	114	107	15699
8m extra heavy duty	7700	194	1300	1200	9000	500	600	115	250	127	140	136	18973
10m standard duty	9700	168	1300	1500	11200	500	600	115	250	101	114	150	18067
10m heavy duty	9700	194	1300	1500	11200	500	600	115	250	127	140	168	23193
10m extra heavy duty	9700	194	1300	1500	11200	500	600	115	250	152	168	220	28317
12m standard duty	11700	194	1300	1700	13400	500	600	115	250	127	140	213	26251
12m heavy duty	11700	194	1300	1700	13400	500	600	115	250	127	168	260	40390

* Exclusion TBC

2.5-6m std Poles	**Flange Plate FB1**	**Bolts**	M18 x 400
8-12m std Poles	**Flange Plate FB2**	**Bolts**	M24 x 820

Flange Plate and Anchor Bolt information will be confirmed at time of order due to the necessity in ensuring the correct plate and Anchor Bolts are supplied.

Column type to be confirmed at time of order as this is based on luminaire weight, windage and geographical location.

stepped steel - CityMax Large only

post top

	Nominal Height	Base Diameter	Base Height	Planting Depth	Overall Length	Door to Ground	Door Opening Length	Door Opening Width	Spigot Length	Spigot Diameter	Shaft Diameter	Weight kg	Bending Moment (ULS) Nm
description	**A**	**B**	**C**	**D**	**E**	**F**	**G**	**H**	**I**	**J**	**K**		
6m	6000	140	1075	1000	7000	400	500	115	-	-	-	46	5999
8m	7700	168	1300	1200	9000	500	600	115	100	76	114	107	15699
10m	9700	168	1300	1500	11200	500	600	115	100	76	114	150	18067
12m	11700	194	1300	1700	13400	500	600	115	100	76	140	168	26251
15m	14700	194	1200	2000	17000	400	600	115	100	76	168	306	40300

twin head

	Nominal Height	Base Diameter	Base Height	Planting Depth	Overall Length	Door to Ground	Door Opening Length	Door Opening Width	Spigot Length	Spigot Diameter	Shaft Diameter	Weight kg	Bending Moment (ULS) Nm
description	**A**	**B**	**C**	**D**	**E**	**F**	**G**	**H**	**I**	**J**	**K**		
8m	7400	194	1200	1200	8800	400	600	115	200	127	139.7	125	22610
10m	9400	194	1200	1500	11100	400	600	115	200	152.4	168.3	208	39131
12m	11400	194	2500	1700	13300	1000	600	115	200	152.4	168.3	295	41585

Note: For Terrain Category 2 locations LMZ, HVZ & HEZ

For columns supplied with optional flange base Holophane offers two types of foundation bolts.

Note: The material used for the bolts is Fe E500 grade steel, with yield strength 500 N/mm2 and minimum UTS 550 N/mm2.

HEL.FS1 M18 Bolts (FS1) x 400 mm long
HEL.FS2 M24 Bolts (FS2) x 820 mm long

.FS1

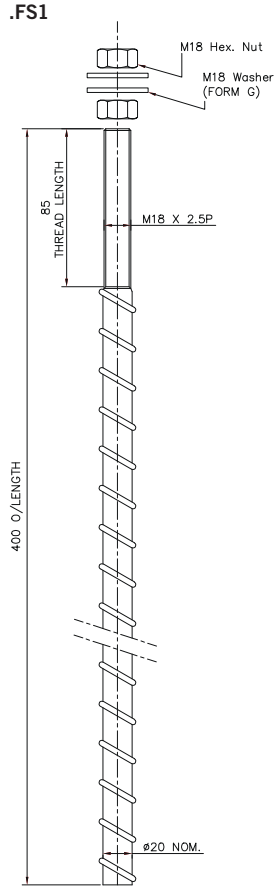

.FS2

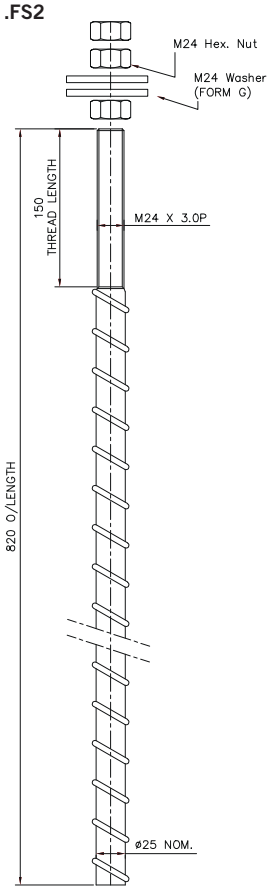

T +44 (0)1908 649 292
E info@holophane.co.uk

Holophane Europe Limited
Bond Avenue, Milton Keynes
Buckinghamshire, MK1 1JG
United Kingdom

› **Datasheet - AMENITY - DSX0**

DSX0.4.LA224.FW.C9



Product image may not represent the final configuration stated above.



https://holophane.co.uk

T +44 (0)1908 649 292
E info@holophane.co.uk

Holophane Europe Limited
Bond Avenue, Milton Keynes
Buckinghamshire, MK11JG
United Kingdom

Product Specification

DSX0 Holophane Website

DSX0.4.LA224.FW.C9

Holophane DSX0 luminaire. Single-piece die-cast aluminium housing conforming to EN1706 AC-46500, with integral heat sink fins to optimise thermal management. LED light engine modules are IP66 with individual lenses (PMMA or silicone). Housing sealed to IP65 via hinged access door (two captive fixing screws). Installation via bespoke Holophane mounting feature for quick and easy installation. International Dark-Sky Association Approved (colour temperatures 3000K or warmer are approved under the IDA).
This specific SKU includes:



• Series 4
• LED light engine producing c.22,000 lm with a nominal 4000°K colour temperature
• Forward throw light distribution
• Metallic Silver (RAL9006)

HAWA.AU.GV9

Holophane D-Series wall bracket .
• Bracket galvanised and painted metallic silver (RAL9006)
Please note that it is the responsibility of the installing contractor to confirm that the bracket offered within this quotation suits the application.

Performance

Drive Current from Driver:	1,385mA
Power:	169W
Fitting Current:	0.76A
Fitting Inrush:	83.2A - 0.261ms
Number of Drivers:	1
1x Driver 1 Inrush:	83.2A - 0.261ms
Max Drivers per 16A Type B MCB:	5
Max Fittings per 16A Type B MCB:	5
Total Number of LEDs:	40
Minimum Dim Level:	5%
Optical Risk Group:	1
SDCM/MacAdam Ellipse:	5

8Kg

0.09M

Installation Guide

T +44 (0)1908 649 292
E info@holophane.co.uk

Holophane Europe Limited
Bond Avenue, Milton Keynes
Buckinghamshire, MK1 1JG
United Kingdom

Dimensions

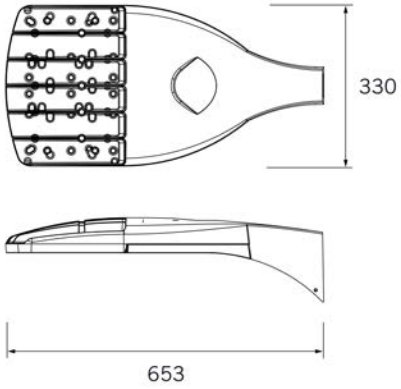

CIBSE TM66 - CEAM Rating

2.6

2.5 to 4.0	1.5 to 2.5	0.5 to 1.5	0 to 0.5
Excellent circularity	Definite/ substantial progress to circularity	Some circular economy functionality	Very poor circular economy performance

Assured Score

Photometry

IES File

Polar Plot

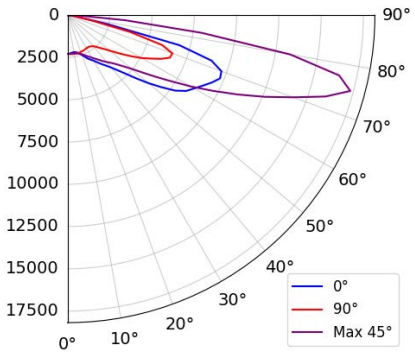

Isoilluminance Plot

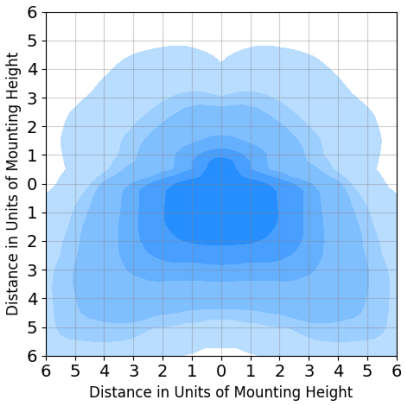

Lumens:	21,645
CCT:	4000K
CRI:	70
IES File:	DSX0.4.LA224.FW

T +44 (0)1908 649 292
E info@holophane.co.uk

Holophane Europe Limited
Bond Avenue, Milton Keynes
Buckinghamshire, MK11JG
United Kingdom

LLMF Graph

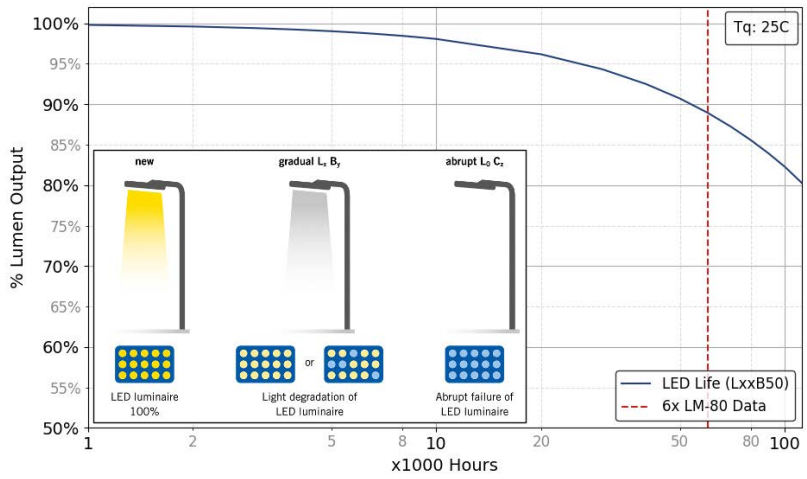

For reference purposes, the graph extrapolates beyond the recommend 6x LM-80 data in TM-21, which our calculations are based on.

Colour Temperatures

2700K

3000K

▶ 4000K

Colours

Selected Colour

C9 Metallic Silver (RAL9006)

Custom Colour Available

RAL**** Customer specified colour

*Choosing a custom colour may increase the cost and lead time.

Standard Colours Available

C1 Smooth White (RAL9016)

C4 graphite (RAL7011)

C6 Smooth Grey (RAL7035)

C7 Black (RAL9005)

C9 Metallic Silver (RAL9006)

Lumen data is considered to be representative of the configuration shown, and may vary, with a tolerance on flux of +/- 7% (typical of LED manufacturer's data) and luminaire power of +/- 5%.

The specifications of the Holophane luminaires represents typical values. All descriptions, illustrations, drawings and specifications in the Holophane catalogue, Datasheets and website represent only general particulars of the goods to which they apply and shall not form part of any contract. The company reserves the right to change specifications at its discretion without prior notification or public announcement.

T +44 (0)1908 649 292
E info@holophane.co.uk

Holophane Europe Limited
Bond Avenue, Milton Keynes
Buckinghamshire, MK1 1JG
United Kingdom

OUTDOOR PHOTOMETRIC REPORT
CATALOG: DSX0.4.LA224.FW

Manufacturer:	HOLOPHANE EUROPE LIMITED
Test #:	ISF 221265 - SUM23016
Test Lab:	HOLOPHANE EUROPE LIMITED PHOTOMETRIC LAB
Test Date:	20 Jul 2023
Catalog:	DSX0.4.LA224.FW
Description:	D-Series 0 - Area luminaire
Lamp Catalog:	LA224
Lamp:	LED C.22000 Lumens - 4000K
Lamp Output:	Total luminaire Lumens: 21646.2, absolute photometry *
Input Wattage:	169
Luminous Opening:	Rectangle (L: 0.2M, W: 0.3M)
Max Cd:	17,316.0 at Horizontal: 45°, Vertical: 75°
Roadway Class:	MEDIUM, TYPE IV

No Photo Available

Polar Candela

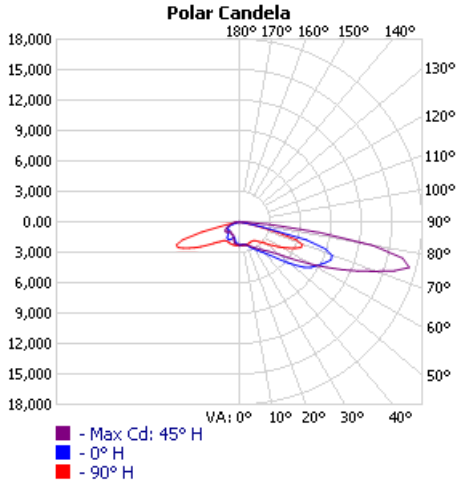

Isoilluminance

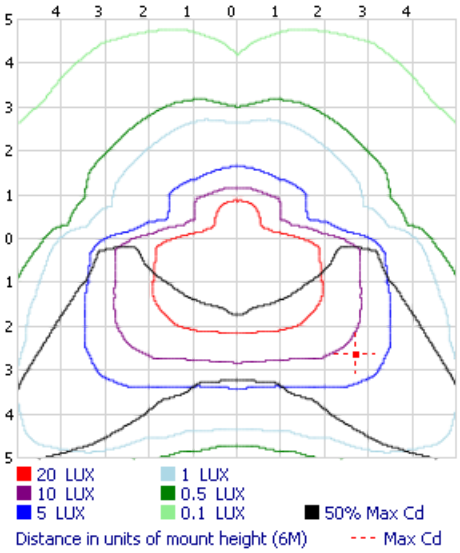

*Test based on absolute photometry where lamp lumens=lumens total.
*Cutoff Classification and efficiency cannot be properly calculated for absolute photometry.

Visual Photometric Tool 1.2.46 copyright 2026, Acuity Brands Lighting.
This Photometric report has been generated using methods recommended by the IESNA. Calculations are based on Photometric data provided by the manufacturer, and the accuracy of this Photometric report is dependent on the accuracy of the data provided. End-user environment and application (including, but not limited to, voltage variation and dirt accumulation) can cause actual Photometric performance to differ from the performance calculated using the data provided by the manufacturer. This report is provided without warranty as to accuracy, completeness, reliability or otherwise. In no event will Acuity Brands Lighting be responsible for any loss resulting from any use of this report.

Zonal Lumen Summary

Zone	Lumens	% Luminaire
0-30	1,859.3	8.6%
0-40	3,356.4	15.5%
0-60	9,166.0	42.3%
60-90	12,480.2	57.7%
70-100	6,774.7	31.3%
90-120	0.000	0%
0-90	21,646.2	100%
90-180	0.000	0%
0-180	21,646.2	100%

Lumens Per Zone

Zone	Lumens	% Total	Zone	Lumens	% Total
0-10	215.0	1.0%	90-100	0.000	0%
10-20	617.4	2.9%	100-110	0.000	0%
20-30	1,026.8	4.7%	110-120	0.000	0%
30-40	1,497.1	6.9%	120-130	0.000	0%
40-50	2,201.2	10.2%	130-140	0.000	0%
50-60	3,608.4	16.7%	140-150	0.000	0%
60-70	5,705.6	26.4%	150-160	0.000	0%
70-80	5,663.0	26.2%	160-170	0.000	0%
80-90	1,111.7	5.1%	170-180	0.000	0%

Roadway Summary

Distribution:	TYPE IV, MEDIUM	
Max Cd, 90 Deg Vert:	0.000	
Max Cd, 80 to <90 Deg:	13,377.4	
	Lumens	% Lamp
Downward Street Side:	17,550.9	81.1%
Downward House Side:	4,093.9	18.9%
Downward Total:	21,644.8	100%
Upward Street Side:	0.000	0%
Upward House Side:	0.000	0%
Upward Total:	0.000	0%
Total Lumens:	21,644.8	100%

LCS Table

BUG Rating	**B3 - U0 - G5**	
Forward Light	Lumens	Lumens %
Low(0-30):	1,060.7	4.9%
Medium(30-60):	5,463.3	25.2%
High(60-80):	10,081.3	46.6%
Very High(80-90):	945.6	4.4%
Back Light		
Low(0-30):	798.5	3.7%
Medium(30-60):	1,841.1	8.5%
High(60-80):	1,291.2	6%
Very High(80-90):	163.1	0.8%
Uplight		
Low(90-100):	0.000	0%
High(100-180):	0.000	0%
Trapped Light:	1.4	0%

LCS Graph

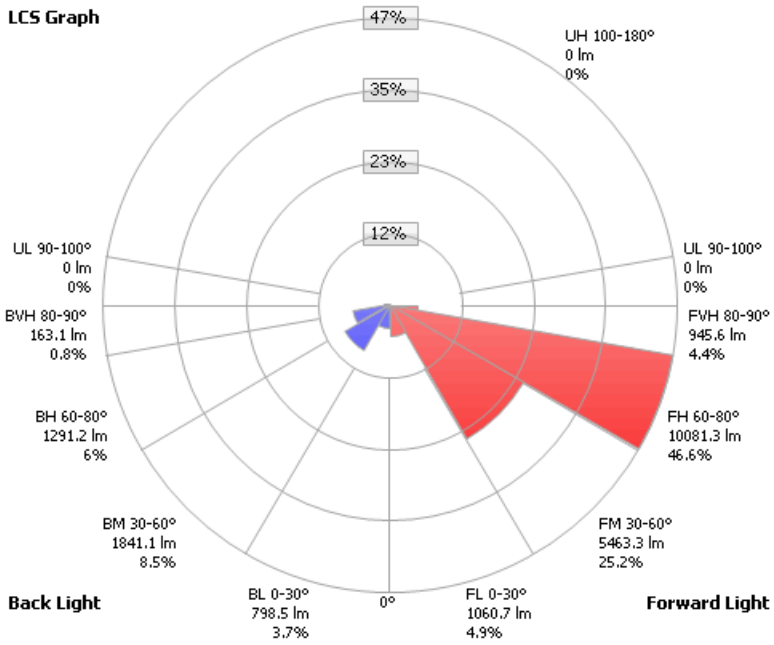

Scale = Max LCS %

Trapped Light: 1.4 lm, 0%

Candela Table - Type C

	0	15	25	35	45	55	65	75	85	90	105	115	125	135	145	155	165	175	180
0	2288	2288	2288	2288	2288	2288	2288	2288	2288	2288	2288	2288	2288	2288	2288	2288	2288	2288	2288
5	2249	2262	2269	2269	2292	2301	2318	2321	2321	2304	2281	2258	2236	2223	2203	2191	2194	2184	2138
10	2223	2236	2249	2262	2288	2314	2344	2366	2353	2324	2266	2220	2184	2171	2158	2138	2119	2093	2048
15	2295	2301	2307	2314	2347	2373	2411	2418	2376	2327	2229	2177	2135	2008	1898	1823	1775	1755	1723
20	2502	2496	2477	2457	2451	2470	2499	2470	2379	2314	2177	2093	1859	1677	1573	1557	1593	1622	1602
25	2824	2814	2759	2698	2655	2609	2603	2516	2366	2288	2086	1791	1488	1410	1560	1712	1813	1878	1849
30	3110	3094	3064	3000	2905	2798	2698	2542	2359	2255	1904	1404	1225	1450	1648	1830	1970	2045	2011
35	3536	3481	3416	3328	3221	3042	2857	2626	2425	2269	1622	1118	1167	1332	1521	1755	1937	2041	2015
40	4056	3987	3868	3744	3621	3386	3172	2876	2626	2399	1450	1070	1170	1297	1482	1683	1810	1843	1807
45	4918	4820	4602	4346	4108	3845	3601	3334	3055	2750	1511	1137	1225	1391	1508	1476	1502	1524	1508
50	6253	6110	5827	5395	4924	4579	4231	3984	3692	3263	1586	1170	1365	1560	1462	1384	1369	1358	1346
55	7781	7741	7397	6949	6337	5817	5255	5005	4693	4056	1482	1261	1544	1657	1443	1340	1317	1303	1291
60	8661	9227	9256	8925	8434	7872	7062	6552	6175	5070	1340	1417	1712	1593	1332	1287	1309	1332	1332
65	9425	9828	10924	11434	11095	10699	9360	8440	7994	6116	1274	1488	1638	1365	1209	1257	1320	1346	1343
70	9691	10056	11622	13982	14203	14027	12041	10283	9529	6604	1176	1340	1228	1105	1066	1105	1021	809	767
75	6845	7654	10120	14641	**17316**	15886	11882	8209	6139	3848	936	1021	891	819	786	754	627	475	368
80	676	1111	2687	8678	13377	10465	4712	2275	975	618	693	728	581	604	595	487	406	227	107
85	227	339	491	1300	3426	2045	1628	1424	536	250	403	390	406	435	390	322	260	61	0
90	0	0	0	0	0	0	0	0	0	0	0	0	0	0	0	0	0	0	0
95	0	0	0	0	0	0	0	0	0	0	0	0	0	0	0	0	0	0	0
100	0	0	0	0	0	0	0	0	0	0	0	0	0	0	0	0	0	0	0
105	0	0	0	0	0	0	0	0	0	0	0	0	0	0	0	0	0	0	0
110	0	0	0	0	0	0	0	0	0	0	0	0	0	0	0	0	0	0	0
115	0	0	0	0	0	0	0	0	0	0	0	0	0	0	0	0	0	0	0
120	0	0	0	0	0	0	0	0	0	0	0	0	0	0	0	0	0	0	0
125	0	0	0	0	0	0	0	0	0	0	0	0	0	0	0	0	0	0	0
130	0	0	0	0	0	0	0	0	0	0	0	0	0	0	0	0	0	0	0
135	0	0	0	0	0	0	0	0	0	0	0	0	0	0	0	0	0	0	0
140	0	0	0	0	0	0	0	0	0	0	0	0	0	0	0	0	0	0	0
145	0	0	0	0	0	0	0	0	0	0	0	0	0	0	0	0	0	0	0
150	0	0	0	0	0	0	0	0	0	0	0	0	0	0	0	0	0	0	0
155	0	0	0	0	0	0	0	0	0	0	0	0	0	0	0	0	0	0	0
160	0	0	0	0	0	0	0	0	0	0	0	0	0	0	0	0	0	0	0
165	0	0	0	0	0	0	0	0	0	0	0	0	0	0	0	0	0	0	0
170	0	0	0	0	0	0	0	0	0	0	0	0	0	0	0	0	0	0	0
175	0	0	0	0	0	0	0	0	0	0	0	0	0	0	0	0	0	0	0
180	0	0	0	0	0	0	0	0	0	0	0	0	0	0	0	0	0	0	0

› **Datasheet - AMENITY - DSX0**

DSX0.4.LA224.AY.C9



Product image may not represent the final configuration stated above.



T +44 (0)1908 649 292
E info@holophane.co.uk

Holophane Europe Limited
Bond Avenue, Milton Keynes
Buckinghamshire, MK11JG
United Kingdom

Product Specification

DSX0 Holophane Website

DSX0.4.LA224.AY.C9

Holophane DSX0 luminaire. Single-piece die-cast aluminium housing conforming to EN1706 AC-46500, with integral heat sink fins to optimise thermal management. LED light engine modules are IP66 with individual lenses (PMMA or silicone). Housing sealed to IP65 via hinged access door (two captive fixing screws). Installation via bespoke Holophane mounting feature for quick and easy installation. International Dark-Sky Association Approved (colour temperatures 3000K or warmer are approved under the IDA).
This specific SKU includes:



- Series 4
- LED light engine producing c.22,000 lm with a nominal 4000°K colour temperature
- Asymmetric light distribution
- Metallic Silver (RAL9006)

DSX1B.8.1A.LMZ.GV

Holophane tubular base compartment column for use with DSX1 Luminaires. 8 metre, Single head, For light & medium area wind zones (compliant to EN40).
- Bracket galvanised
- Direct embedment

Performance

Drive Current from Driver:	1,385mA
Power:	169W
Fitting Current:	0.76A
Fitting Inrush:	83.2A - 0.261ms
Number of Drivers:	1
1x Driver 1 Inrush:	83.2A - 0.261ms
Max Drivers per 16A Type B MCB:	5
Max Fittings per 16A Type B MCB:	5
Total Number of LEDs:	40
Minimum Dim Level:	5%
Optical Risk Group:	1
SDCM/MacAdam Ellipse:	5



8Kg$_2$



0.09M



Installation Guide

T +44 (0)1908 649 292
E info@holophane.co.uk

Holophane Europe Limited
Bond Avenue, Milton Keynes
Buckinghamshire, MK1 1JG
United Kingdom

Dimensions

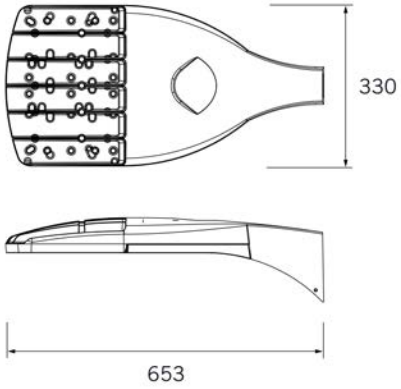

CIBSE TM66 - CEAM Rating



2.5 to 4.0	1.5 to 2.5	0.5 to 1.5	0 to 0.5
Excellent circularity	Definite/ substantial progress to circularity	Some circular economy functionality	Very poor circular economy performance

Assured Score

Photometry

IES File

Polar Plot

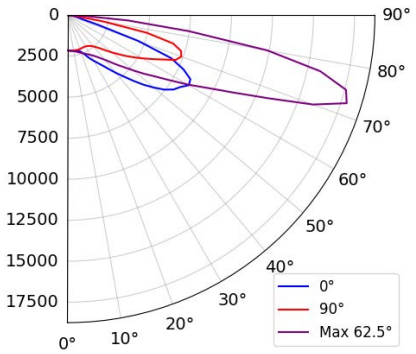

Isoilluminance Plot

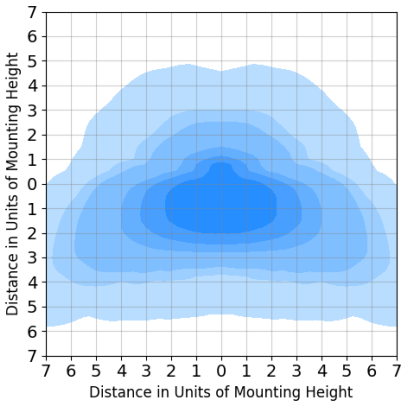

Lumens:	21,327
CCT:	4000K
CRI:	70
IES File:	DSX0.4.LA224.AY

T +44 (0)1908 649 292
E info@holophane.co.uk

Holophane Europe Limited
Bond Avenue, Milton Keynes
Buckinghamshire, MK11JG
United Kingdom

LLMF Graph

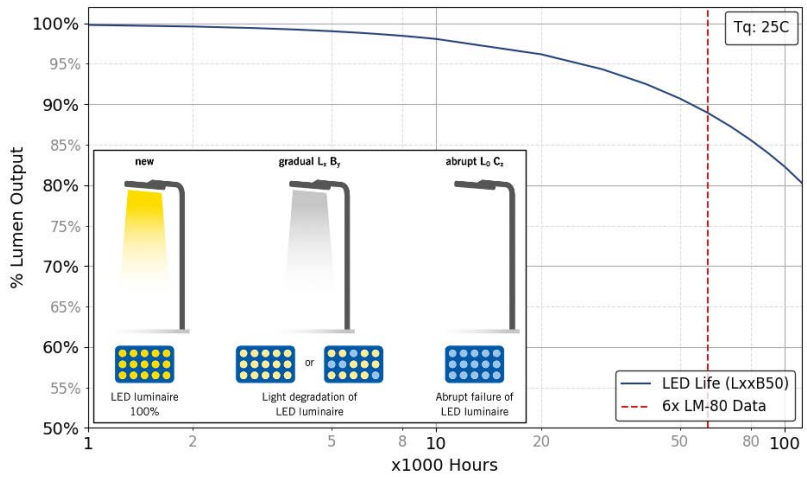

For reference purposes, the graph extrapolates beyond the recommend 6x LM-80 data in TM-21, which our calculations are based on.

Colour Temperatures

2700K

3000K

▶ 4000K

Colours

Selected Colour

C9 Metallic Silver (RAL9006)

Custom Colour Available

RAL**** Customer specified colour

*Choosing a custom colour may increase the cost and lead time.

Standard Colours Available

C1 Smooth White (RAL9016)

C4 graphite (RAL7011)

C6 Smooth Grey (RAL7035)

C7 Black (RAL9005)

C9 Metallic Silver (RAL9006)

Lumen data is considered to be representative of the configuration shown, and may vary, with a tolerance on flux of +/- 7% (typical of LED manufacturer's data) and luminaire power of +/- 5%.

The specifications of the Holophane luminaires represents typical values. All descriptions, illustrations, drawings and specifications in the Holophane catalogue, Datasheets and website represent only general particulars of the goods to which they apply and shall not form part of any contract. The company reserves the right to change specifications at its discretion without prior notification or public announcement.

T +44 (0)1908 649 292
E info@holophane.co.uk

Holophane Europe Limited
Bond Avenue, Milton Keynes
Buckinghamshire, MK1 1JG
United Kingdom

OUTDOOR PHOTOMETRIC REPORT
CATALOG: DSX0.4.LA224.AY

Manufacturer:	HOLOPHANE EUROPE LIMITED
Test #:	ISF 221263 - SUM23016
Test Lab:	HOLOPHANE EUROPE LIMITED PHOTOMETRIC LAB
Test Date:	20 Jul 2023
Catalog:	DSX0.4.LA224.AY
Description:	D-Series 0 - Area luminaire
Lamp Catalog:	LA224
Lamp:	LED C.22000 Lumens - 4000K
Lamp Output:	Total luminaire Lumens: 21328.1, absolute photometry *
Input Wattage:	169
Luminous Opening:	Rectangle (L: 7.68", W: 11.81")
Max Cd:	17,850.6 at Horizontal: 62.5°, Vertical: 72.5°
Roadway Class:	MEDIUM, TYPE IV

No Photo Available

Polar Candela

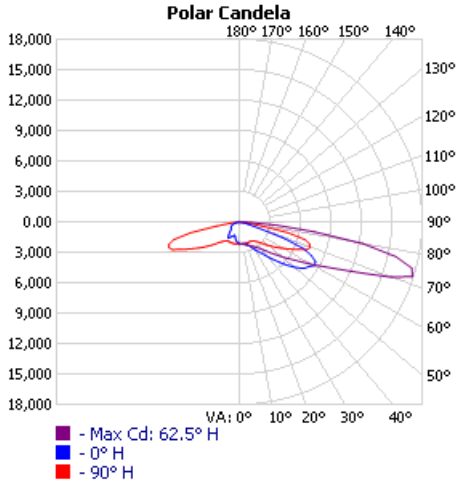

Isoilluminance

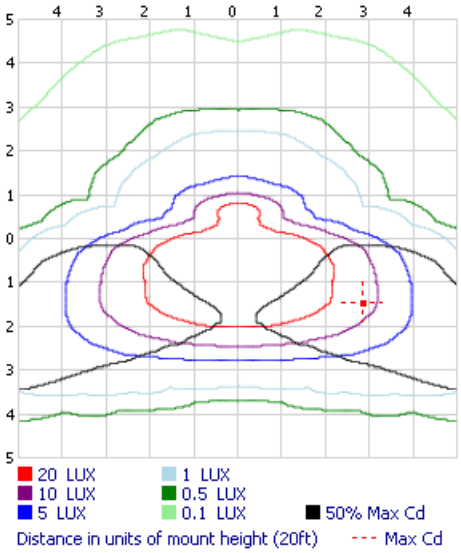

*Test based on absolute photometry where lamp lumens=lumens total.
*Cutoff Classification and efficiency cannot be properly calculated for absolute photometry.

Visual Photometric Tool 1.2.46 copyright 2026, Acuity Brands Lighting.
This Photometric report has been generated using methods recommended by the IESNA. Calculations are based on Photometric data provided by the manufacturer, and the accuracy of this Photometric report is dependent on the accuracy of the data provided. End-user environment and application (including, but not limited to, voltage variation and dirt accumulation) can cause actual Photometric performance to differ from the performance calculated using the data provided by the manufacturer. This report is provided without warranty as to accuracy, completeness, reliability or otherwise. In no event will Acuity Brands Lighting be responsible for any loss resulting from any use of this report.

Zonal Lumen Summary

Zone	Lumens	% Luminaire
0-30	1,756.6	8.2%
0-40	3,313.4	15.5%
0-60	9,662.9	45.3%
60-90	11,665.3	54.7%
70-100	5,963.9	28%
90-120	0.000	0%
0-90	21,328.1	100%
90-180	0.000	0%
0-180	21,328.1	100%

Lumens Per Zone

Zone	Lumens	% Total	Zone	Lumens	% Total
0-10	202.2	0.9%	90-100	0.000	0%
10-20	580.5	2.7%	100-110	0.000	0%
20-30	973.8	4.6%	110-120	0.000	0%
30-40	1,556.9	7.3%	120-130	0.000	0%
40-50	2,448.3	11.5%	130-140	0.000	0%
50-60	3,901.2	18.3%	140-150	0.000	0%
60-70	5,701.4	26.7%	150-160	0.000	0%
70-80	4,882.8	22.9%	160-170	0.000	0%
80-90	1,081.1	5.1%	170-180	0.000	0%

Roadway Summary

Distribution:	TYPE IV, MEDIUM	
Max Cd, 90 Deg Vert:	0.000	
Max Cd, 80 to <90 Deg:	12,376.3	
	Lumens	% Lamp
Downward Street Side:	17,324.2	81.2%
Downward House Side:	4,003.0	18.8%
Downward Total:	21,327.2	100%
Upward Street Side:	0.000	0%
Upward House Side:	0.000	0%
Upward Total:	0.000	0%
Total Lumens:	21,327.2	100%

LCS Table

BUG Rating	**B3 - U0 - G5**	
Forward Light	Lumens	Lumens %
Low(0-30):	1,033.1	4.8%
Medium(30-60):	6,120.4	28.7%
High(60-80):	9,299.4	43.6%
Very High(80-90):	871.3	4.1%
Back Light		
Low(0-30):	723.3	3.4%
Medium(30-60):	1,783.4	8.4%
High(60-80):	1,289.3	6%
Very High(80-90):	206.9	1%
Uplight		
Low(90-100):	0.000	0%
High(100-180):	0.000	0%
Trapped Light:	1.0	0%

LCS Graph

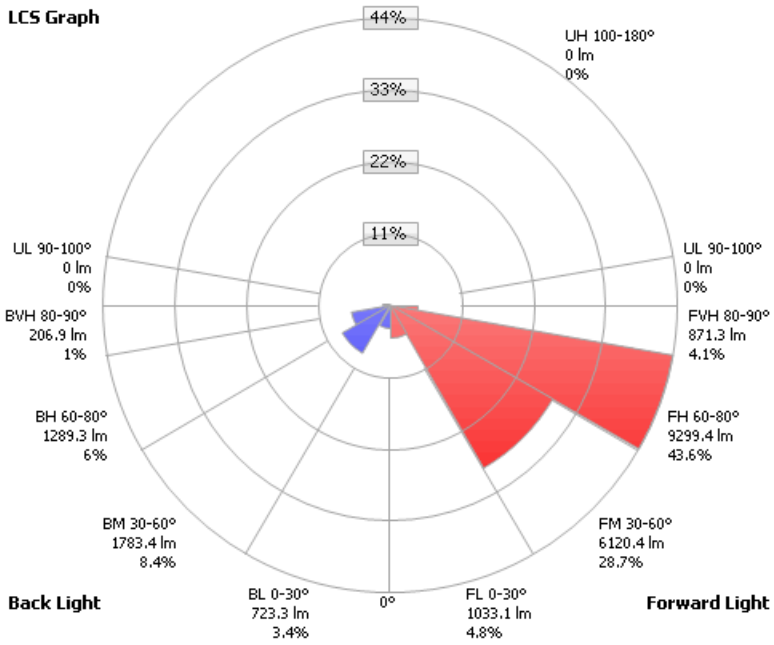

Scale = Max LCS %

Trapped Light: 1 lm, 0%

Candela Table - Type C

	0	15	25	35	45	55	65	75	85	90	105	115	125	135	145	155	165	175	180
0	2142	2142	2142	2142	2142	2142	2142	2142	2142	2142	2142	2142	2142	2142	2142	2142	2142	2142	2142
5	2170	2170	2170	2177	2184	2187	2190	2184	2177	2164	2136	2113	2081	2065	2047	2030	2018	2011	2008
10	2190	2190	2196	2209	2215	2228	2231	2228	2209	2184	2113	2056	2011	1979	1960	1938	1915	1902	1902
15	2219	2228	2235	2264	2289	2311	2318	2305	2250	2202	2075	2005	1944	1845	1714	1628	1577	1545	1551
20	2372	2356	2350	2365	2384	2426	2452	2407	2279	2199	2033	1922	1705	1507	1391	1366	1385	1395	1398
25	2736	2695	2640	2598	2579	2586	2598	2509	2285	2184	1964	1702	1388	1290	1341	1436	1513	1558	1564
30	3212	3189	3109	3026	2918	2841	2778	2630	2324	2202	1861	1405	1188	1254	1411	1545	1634	1679	1685
35	3757	3722	3671	3626	3441	3218	3046	2825	2470	2292	1711	1207	1120	1264	1507	1762	1884	1934	1941
40	4588	4511	4437	4370	4149	3812	3480	3189	2764	2496	1561	1111	1156	1516	1608	1602	1622	1608	1605
45	5640	5580	5391	5242	5043	4622	4152	3798	3313	2886	1567	1117	1450	1462	1405	1337	1290	1290	1290
50	6863	6812	6649	6368	6033	5599	5120	4743	4124	3534	1685	1319	1446	1456	1287	1124	1066	1053	1057
55	7901	8032	8044	7891	7441	6968	6400	6014	5146	4329	1807	1405	1481	1456	1149	1028	1005	999	996
60	8546	8983	9491	9570	9468	9011	8210	7732	6518	5263	1742	1424	1519	1316	1053	1008	964	957	960
65	7801	8615	9752	11138	12357	11893	11013	10269	8434	6390	1519	1417	1420	1162	897	906	888	830	820
70	4591	5848	7833	10145	13394	15979	15476	13628	10639	7387	1181	1216	1085	849	830	805	708	645	622
75	913	1233	2133	4788	10428	15168	17649	14620	10374	6672	910	957	728	731	728	600	491	466	460
80	511	664	906	1430	3081	9726	12283	8329	3741	2238	725	757	645	622	606	536	511	313	172
85	188	274	371	562	862	2553	3483	2011	719	360	466	588	632	568	454	380	268	63	0
90	0	0	0	0	0	0	0	0	0	0	0	0	0	0	0	0	0	0	0
95	0	0	0	0	0	0	0	0	0	0	0	0	0	0	0	0	0	0	0
100	0	0	0	0	0	0	0	0	0	0	0	0	0	0	0	0	0	0	0
105	0	0	0	0	0	0	0	0	0	0	0	0	0	0	0	0	0	0	0
110	0	0	0	0	0	0	0	0	0	0	0	0	0	0	0	0	0	0	0
115	0	0	0	0	0	0	0	0	0	0	0	0	0	0	0	0	0	0	0
120	0	0	0	0	0	0	0	0	0	0	0	0	0	0	0	0	0	0	0
125	0	0	0	0	0	0	0	0	0	0	0	0	0	0	0	0	0	0	0
130	0	0	0	0	0	0	0	0	0	0	0	0	0	0	0	0	0	0	0
135	0	0	0	0	0	0	0	0	0	0	0	0	0	0	0	0	0	0	0
140	0	0	0	0	0	0	0	0	0	0	0	0	0	0	0	0	0	0	0
145	0	0	0	0	0	0	0	0	0	0	0	0	0	0	0	0	0	0	0
150	0	0	0	0	0	0	0	0	0	0	0	0	0	0	0	0	0	0	0
155	0	0	0	0	0	0	0	0	0	0	0	0	0	0	0	0	0	0	0
160	0	0	0	0	0	0	0	0	0	0	0	0	0	0	0	0	0	0	0
165	0	0	0	0	0	0	0	0	0	0	0	0	0	0	0	0	0	0	0
170	0	0	0	0	0	0	0	0	0	0	0	0	0	0	0	0	0	0	0
175	0	0	0	0	0	0	0	0	0	0	0	0	0	0	0	0	0	0	0
180	0	0	0	0	0	0	0	0	0	0	0	0	0	0	0	0	0	0	0

› **Datasheet - AMENITY - DSX0**

DSX0.4.LA184.NR.C9



Product image may not represent the final configuration stated above.



T +44 (0)1908 649 292
E info@holophane.co.uk

Holophane Europe Limited
Bond Avenue, Milton Keynes
Buckinghamshire, MK11JG
United Kingdom

Product Specification

DSX0 Holophane Website

DSX0.4.LA184.NR.C9

Holophane DSX0 luminaire. Single-piece die-cast aluminium housing conforming to EN1706 AC-46500, with integral heat sink fins to optimise thermal management. LED light engine modules are IP66 with individual lenses (PMMA or silicone). Housing sealed to IP65 via hinged access door (two captive fixing screws). Installation via bespoke Holophane mounting feature for quick and easy installation. International Dark-Sky Association Approved (colour temperatures 3000K or warmer are approved under the IDA).
This specific SKU includes:

Product Website

• Series 4
• LED light engine producing c.18,000 lm with a nominal 4000K colour temperature
• Long and Narrow light distribution
• Metallic Silver (RAL9006)

DSX1B.5.2A.LMZ.GV

Holophane tubular base compartment column for use with DSX1 Luminaires. 5 metre, Twin head, For light & medium area wind zones (compliant to EN40).
• Bracket galvanised
• Direct embedment

Performance

Drive Current from Driver:	1,050mA
Power:	130W
Fitting Current:	0.58A
Fitting Inrush:	53A - 0.3ms
Number of Drivers:	1
1x Driver 1 Inrush:	53A - 0.3ms
Max Drivers per 16A Type B MCB:	8
Max Fittings per 16A Type B MCB:	8
Total Number of LEDs:	40
Minimum Dim Level:	7%
Optical Risk Group:	1
SDCM/MacAdam Ellipse:	5

8Kg$_2$

0.09M

Installation Guide

T +44 (0)1908 649 292
E info@holophane.co.uk

Holophane Europe Limited
Bond Avenue, Milton Keynes
Buckinghamshire, MK1 1JG
United Kingdom

Dimensions

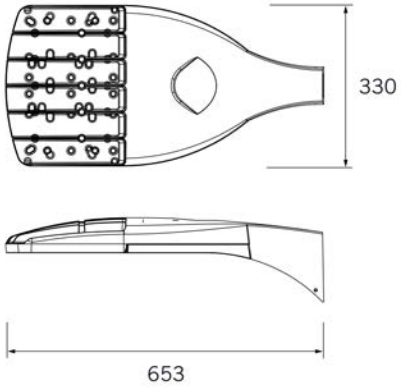

CIBSE TM66 - CEAM Rating



2.5 to 4.0	1.5 to 2.5	0.5 to 1.5	0 to 0.5
Excellent circularity	Definite/ substantial progress to circularity	Some circular economy functionality	Very poor circular economy performance

Assured Score

Photometry

IES File

Polar Plot

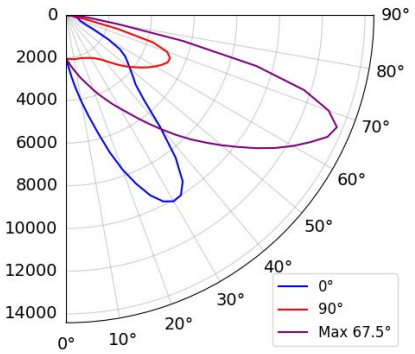

Isoilluminance Plot

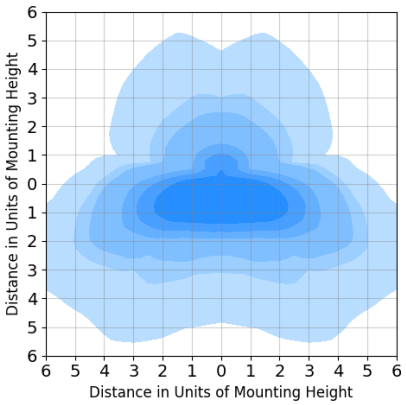

Lumens:	18,284
CCT:	4000K
CRI:	70
IES File:	DSX0.4.LA184.NR (TZ)
G-Class:	G*2 Imax @ ⊠ 70°: 716 Imax @ ⊠ 80°: 142 Imax @ ⊠ 90°: 0

T +44 (0)1908 649 292
E info@holophane.co.uk

Holophane Europe Limited
Bond Avenue, Milton Keynes
Buckinghamshire, MK11JG
United Kingdom

LLMF Graph

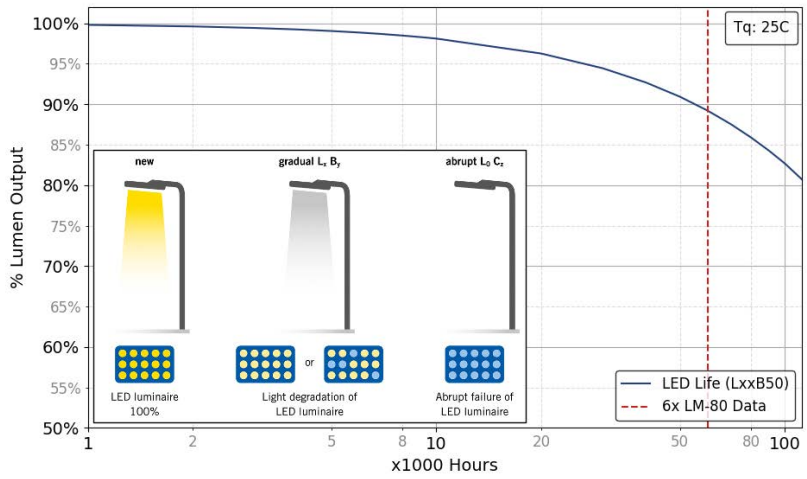

For reference purposes, the graph extrapolates beyond the recommend 6x LM-80 data in TM-21, which our calculations are based on.

Colour Temperatures

2700K

3000K

▶ 4000K

Colours

Selected Colour

C9 Metallic Silver (RAL9006)

Custom Colour Available

RAL**** Customer specified colour

*Choosing a custom colour may increase the cost and lead time.

Standard Colours Available

C1 Smooth White (RAL9016)

C4 graphite (RAL7011)

C6 Smooth Grey (RAL7035)

C7 Black (RAL9005)

C9 Metallic Silver (RAL9006)

Lumen data is considered to be representative of the configuration shown, and may vary, with a tolerance on flux of +/- 7% (typical of LED manufacturer's data) and luminaire power of +/- 5%.

The specifications of the Holophane luminaires represents typical values. All descriptions, illustrations, drawings and specifications in the Holophane catalogue, Datasheets and website represent only general particulars of the goods to which they apply and shall not form part of any contract. The company reserves the right to change specifications at its discretion without prior notification or public announcement.

T +44 (0)1908 649 292
E info@holophane.co.uk

Holophane Europe Limited
Bond Avenue, Milton Keynes
Buckinghamshire, MK1 1JG
United Kingdom

› **Datasheet**

DSX1B.5.2A.LMZ.GV



Holophane products that are suitable

CityMax
Denver Elite pole
D-Series
Factor
Factor small
V-Max

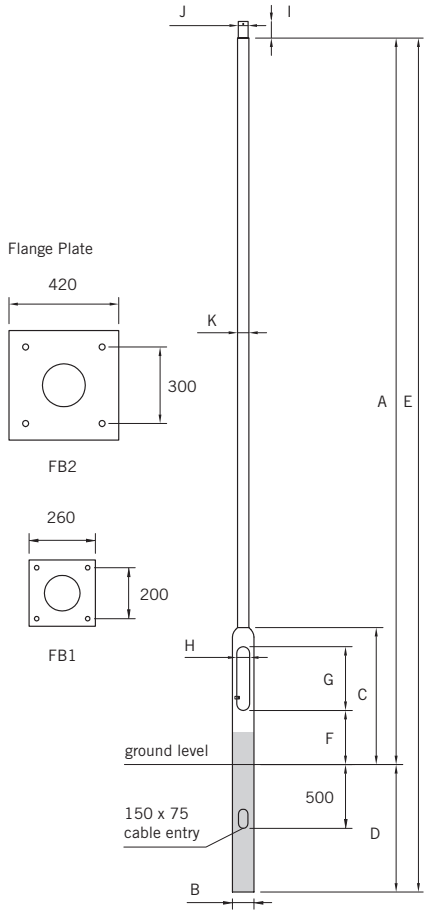

	Nominal Height	Base Diameter*	Base Height	Planting Depth	Overall Length	Door to Ground	Door Opening Length	Door Opening Width	Spigot Length*	Spigot Diameter*	Shaft Diameter*	Weight kg*	Bending Moment (ULS) Nm
description	**A**	**B**	**C**	**D**	**E**	**F**	**G**	**H**	**I**	**J**	**K**		
2.5m standard duty	2500	140	1075	800	3300	400	500	100	-	-	76	27	2100
3m standard duty	3000	140	1075	800	3800	400	500	100	-	-	76	30	4666
3.5m standard duty	3500	140	1075	800	4300	400	500	100	-	-	76	32	2100
4m standard duty	4000	140	1075	800	4800	400	500	100	-	-	76	34	6484
4.5m standard duty	4500	140	1075	800	5300	400	500	100	-	-	76	37	5108
5m standard duty	5000	140	1075	800	5800	400	500	100	-	-	76	39	6149
5.5m standard duty	5500	140	1075	1000	6500	400	500	100	-	-	76	44	6003
6m standard duty	6000	140	1075	1000	7000	400	500	100	-	-	76	46	5999
6m heavy duty	5700	168	1200	1000	6700	400	600	115	130	76	89	71	10404
8m standard duty	7700	168	1200	1200	8900	400	600	115	130	76	89	89	10072
8m heavy duty	7700	168	1300	1200	9000	500	600	115	250	101	114	107	15699
8m extra heavy duty	7700	194	1300	1200	9000	500	600	115	250	127	140	136	18973
10m standard duty	9700	168	1300	1500	11200	500	600	115	250	101	114	150	18067
10m heavy duty	9700	194	1300	1500	11200	500	600	115	250	127	140	168	23193
10m extra heavy duty	9700	194	1300	1500	11200	500	600	115	250	152	168	220	28317
12m standard duty	11700	194	1300	1700	13400	500	600	115	250	127	140	213	26251
12m heavy duty	11700	194	1300	1700	13400	500	600	115	250	127	168	260	40390

* Exclusion TBC

2.5-6m std Poles	**Flange Plate FB1**	**Bolts**	M18 x 400
8-12m std Poles	**Flange Plate FB2**	**Bolts**	M24 x 820

Flange Plate and Anchor Bolt information will be confirmed at time of order due to the necessity in ensuring the correct plate and Anchor Bolts are supplied.

Column type to be confirmed at time of order as this is based on luminaire weight, windage and geographical location.

stepped steel - CityMax Large only

post top

	Nominal Height	Base Diameter	Base Height	Planting Depth	Overall Length	Door to Ground	Door Opening Length	Door Opening Width	Spigot Length	Spigot Diameter	Shaft Diameter	Weight kg	Bending Moment (ULS) Nm
description	**A**	**B**	**C**	**D**	**E**	**F**	**G**	**H**	**I**	**J**	**K**		
6m	6000	140	1075	1000	7000	400	500	115	-	-	-	46	5999
8m	7700	168	1300	1200	9000	500	600	115	100	76	114	107	15699
10m	9700	168	1300	1500	11200	500	600	115	100	76	114	150	18067
12m	11700	194	1300	1700	13400	500	600	115	100	76	140	168	26251
15m	14700	194	1200	2000	17000	400	600	115	100	76	168	306	40300

twin head

	Nominal Height	Base Diameter	Base Height	Planting Depth	Overall Length	Door to Ground	Door Opening Length	Door Opening Width	Spigot Length	Spigot Diameter	Shaft Diameter	Weight kg	Bending Moment (ULS) Nm
description	**A**	**B**	**C**	**D**	**E**	**F**	**G**	**H**	**I**	**J**	**K**		
8m	7400	194	1200	1200	8800	400	600	115	200	127	139.7	125	22610
10m	9400	194	1200	1500	11100	400	600	115	200	152.4	168.3	208	39131
12m	11400	194	2500	1700	13300	1000	600	115	200	152.4	168.3	295	41585

Note: For Terrain Category 2 locations LMZ, HVZ & HEZ

For columns supplied with optional flange base Holophane offers two types of foundation bolts.

Note: The material used for the bolts is Fe E500 grade steel, with yield strength 500 N/mm2 and minimum UTS 550 N/mm2.

HEL.FS1 M18 Bolts (FS1) x 400 mm long
HEL.FS2 M24 Bolts (FS2) x 820 mm long

.FS1

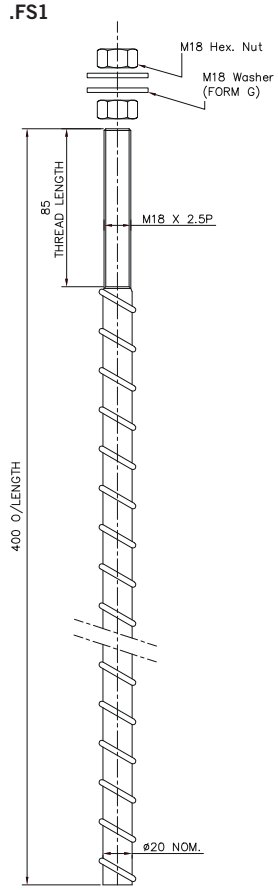

.FS2

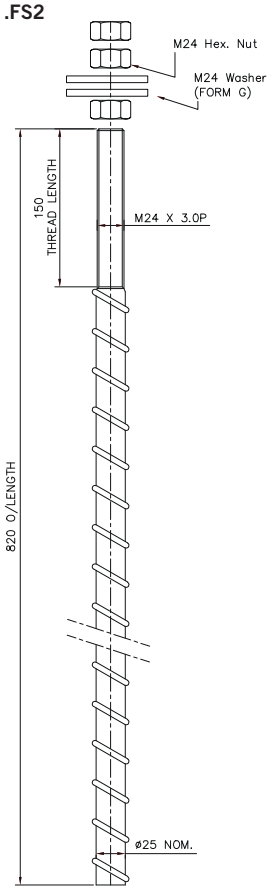

T +44 (0)1908 649 292
E info@holophane.co.uk

Holophane Europe Limited
Bond Avenue, Milton Keynes
Buckinghamshire, MK1 1JG
United Kingdom

OUTDOOR PHOTOMETRIC REPORT
CATALOG: RECONSTRUCTED FROM PHOTODATA

Manufacturer:	
Description:	Reconstructed from photodata
Lamp Output:	Total luminaire Lumens: 18284.8, absolute photometry *
Input Wattage:	130
Luminous Opening:	Rectangle (L: 0.2M, W: 0.3M)
Max Cd:	13,729.3 at Horizontal: 67.5°, Vertical: 67.5°
Roadway Class:	SHORT, TYPE II

No Photo Available

Polar Candela

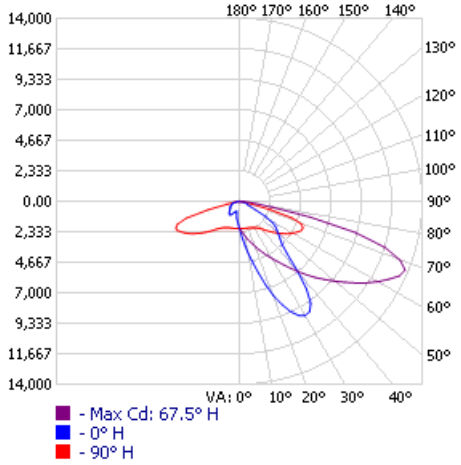

Isoilluminance

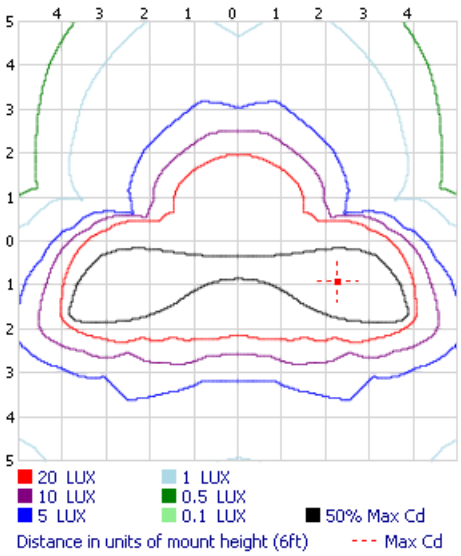

*Test based on absolute photometry where lamp lumens=lumens total.
*Cutoff Classification and efficiency cannot be properly calculated for absolute photometry.

Visual Photometric Tool 1.2.46 copyright 2026, Acuity Brands Lighting.
This Photometric report has been generated using methods recommended by the IESNA. Calculations are based on Photometric data provided by the manufacturer, and the accuracy of this Photometric report is dependent on the accuracy of the data provided. End-user environment and application (including, but not limited to, voltage variation and dirt accumulation) can cause actual Photometric performance to differ from the performance calculated using the data provided by the manufacturer. This report is provided without warranty as to accuracy, completeness, reliability or otherwise. In no event will Acuity Brands Lighting be responsible for any loss resulting from any use of this report.

Zonal Lumen Summary

Zone	Lumens	% Luminaire
0-30	2,780.7	15.2%
0-40	5,611.5	30.7%
0-60	12,387.8	67.7%
60-90	5,897.0	32.3%
70-100	2,418.6	13.2%
90-120	0.000	0%
0-90	18,284.9	100%
90-180	0.000	0%
0-180	18,284.9	100%

Lumens Per Zone

Zone	Lumens	% Total	Zone	Lumens	% Total
0-10	214.9	1.2%	90-100	0.000	0%
10-20	797.0	4.4%	100-110	0.000	0%
20-30	1,768.8	9.7%	110-120	0.000	0%
30-40	2,830.8	15.5%	120-130	0.000	0%
40-50	3,260.4	17.8%	130-140	0.000	0%
50-60	3,515.9	19.2%	140-150	0.000	0%
60-70	3,478.5	19.0%	150-160	0.000	0%
70-80	2,043.1	11.2%	160-170	0.000	0%
80-90	375.5	2.1%	170-180	0.000	0%

Roadway Summary

Distribution:		TYPE II, SHORT
Max Cd, 90 Deg Vert:		0.000
Max Cd, 80 to <90 Deg:		2,590.2
	Lumens	% Lamp
Downward Street Side:	15,679.1	85.7%
Downward House Side:	2,604.5	14.2%
Downward Total:	18,283.6	100%
Upward Street Side:	0.000	0%
Upward House Side:	0.000	0%
Upward Total:	0.000	0%
Total Lumens:	18,283.6	100%

LCS Table

BUG Rating	**B2 - U0 - G3**	
Forward Light	Lumens	Lumens %
Low(0-30):	2,281.6	12.5%
Medium(30-60):	8,380.8	45.8%
High(60-80):	4,753.7	26%
Very High(80-90):	263.1	1.4%
Back Light		
Low(0-30):	497.8	2.7%
Medium(30-60):	1,226.4	6.7%
High(60-80):	768.6	4.2%
Very High(80-90):	111.7	0.6%
Uplight		
Low(90-100):	0.000	0%
High(100-180):	0.000	0%
Trapped Light:	1.2	0%

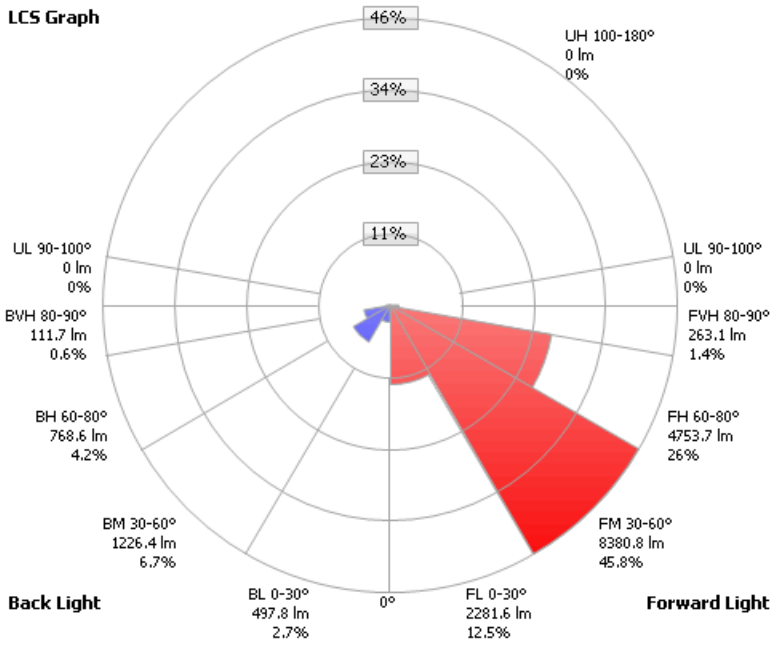

Scale = Max LCS %

Trapped Light: 1.2 lm, 0%

Candela Table - Type C

	0	15	25	35	45	55	65	75	85	90	105	115	125	135	145	155	165	175	180
0	2050	2050	2050	2050	2050	2050	2050	2050	2050	2050	2050	2050	2050	2050	2050	2050	2050	2050	2050
5	2919	2895	2850	2775	2661	2528	2402	2278	2136	2070	1910	1819	1745	1685	1635	1591	1564	1557	1546
10	4126	4073	3924	3711	3449	3144	2830	2514	2231	2097	1779	1628	1502	1415	1349	1278	1231	1210	1200
15	5683	5582	5265	4879	4417	3884	3336	2800	2322	2116	1653	1465	1312	1126	953	858	816	801	798
20	7696	7529	7089	6383	5564	4753	3939	3149	2438	2141	1562	1294	1010	798	753	779	816	838	840
25	9317	9207	8813	8131	7041	5790	4627	3561	2611	2218	1475	1071	782	730	772	824	890	932	934
30	10075	10162	10000	9546	8553	7031	5427	4026	2805	2317	1344	872	685	701	801	934	1053	1110	1115
35	9517	9942	10299	10417	9899	8409	6428	4603	3092	2498	1228	732	622	708	877	1053	1181	1241	1250
40	6847	7797	9134	10291	10755	9826	7606	5381	3514	2782	1155	632	604	737	932	1097	1184	1210	1207
45	4601	5074	6409	8756	10753	10976	8926	6309	4126	3238	1118	577	611	761	921	1026	1065	1079	1081
50	3902	4268	4790	6294	9525	11614	10222	7275	4797	3761	1068	533	614	753	866	911	916	921	927
55	3375	3706	4284	5210	7868	11511	11554	8435	5525	4284	939	486	604	714	798	827	832	848	850
60	2278	2743	3527	4708	7016	10961	12708	9773	6359	4813	732	451	586	672	737	751	769	790	790
65	900	1181	1764	3050	6186	10407	13519	11275	7249	5249	478	449	564	614	630	648	696	722	724
70	667	772	1173	1333	3268	8747	12761	11863	7474	5031	254	428	493	549	567	609	693	641	601
75	551	630	1005	1498	1554	4341	9018	7396	4136	2488	184	339	396	480	522	588	696	593	525
80	360	527	850	1365	1252	1669	2590	1617	712	465	181	213	294	385	462	541	611	346	223
85	163	286	394	330	336	491	730	643	396	265	100	174	218	279	339	383	362	118	39
90	0	0	0	0	0	0	0	0	0	0	0	0	0	0	0	0	0	0	0
95	0	0	0	0	0	0	0	0	0	0	0	0	0	0	0	0	0	0	0
100	0	0	0	0	0	0	0	0	0	0	0	0	0	0	0	0	0	0	0
105	0	0	0	0	0	0	0	0	0	0	0	0	0	0	0	0	0	0	0
110	0	0	0	0	0	0	0	0	0	0	0	0	0	0	0	0	0	0	0
115	0	0	0	0	0	0	0	0	0	0	0	0	0	0	0	0	0	0	0
120	0	0	0	0	0	0	0	0	0	0	0	0	0	0	0	0	0	0	0
125	0	0	0	0	0	0	0	0	0	0	0	0	0	0	0	0	0	0	0
130	0	0	0	0	0	0	0	0	0	0	0	0	0	0	0	0	0	0	0
135	0	0	0	0	0	0	0	0	0	0	0	0	0	0	0	0	0	0	0
140	0	0	0	0	0	0	0	0	0	0	0	0	0	0	0	0	0	0	0
145	0	0	0	0	0	0	0	0	0	0	0	0	0	0	0	0	0	0	0
150	0	0	0	0	0	0	0	0	0	0	0	0	0	0	0	0	0	0	0
155	0	0	0	0	0	0	0	0	0	0	0	0	0	0	0	0	0	0	0
160	0	0	0	0	0	0	0	0	0	0	0	0	0	0	0	0	0	0	0
165	0	0	0	0	0	0	0	0	0	0	0	0	0	0	0	0	0	0	0
170	0	0	0	0	0	0	0	0	0	0	0	0	0	0	0	0	0	0	0
175	0	0	0	0	0	0	0	0	0	0	0	0	0	0	0	0	0	0	0
180	0	0	0	0	0	0	0	0	0	0	0	0	0	0	0	0	0	0	0

› **Datasheet - AMENITY - DSX0**

DSX0.4.LA184.LCCO.C9



Product image may not represent the final configuration stated above.



T +44 (0)1908 649 292
E info@holophane.co.uk

Holophane Europe Limited
Bond Avenue, Milton Keynes
Buckinghamshire, MK11JG
United Kingdom

Product Specification

DSX0 Holophane Website

DSX0.4.LA184.LCCO.C9

Product Website

Holophane DSX0 luminaire. Single-piece die-cast aluminium housing conforming to EN1706 AC-46500, with integral heat sink fins to optimise thermal management. LED light engine modules are IP66 with individual lenses (PMMA or silicone). Housing sealed to IP65 via hinged access door (two captive fixing screws). Installation via bespoke Holophane mounting feature for quick and easy installation. International Dark-Sky Association Approved (colour temperatures 3000K or warmer are approved under the IDA).
This specific SKU includes:

- Series 4
- LED light engine producing c.18,000 lm with a nominal 4000K colour temperature
- Left corner cutoff optic
- Metallic Silver (RAL9006)

DSX1B.6.1A.LMZ.GV

Holophane tubular base compartment column for use with DSX1 Luminaires. 6 metre, Single head, For light & medium area wind zones (compliant to EN40).
- Bracket galvanised
- Direct embedment

Performance

Drive Current from Driver:	1,050mA
Power:	130W
Fitting Current:	0.58A
Fitting Inrush:	53A - 0.3ms
Number of Drivers:	1
1x Driver 1 Inrush:	53A - 0.3ms
Max Drivers per 16A Type B MCB:	8
Max Fittings per 16A Type B MCB:	8
Total Number of LEDs:	20
Minimum Dim Level:	7%
Optical Risk Group:	1
SDCM/MacAdam Ellipse:	5

8Kg$_2$

0.09M

Installation Guide

T +44 (0)1908 649 292
E info@holophane.co.uk

Holophane Europe Limited
Bond Avenue, Milton Keynes
Buckinghamshire, MK1 1JG
United Kingdom

Dimensions

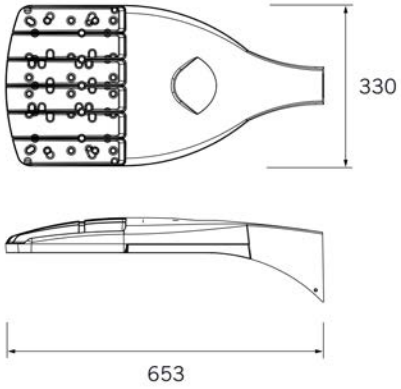

CIBSE TM66 - CEAM Rating



2.5 to 4.0	1.5 to 2.5	0.5 to 1.5	0 to 0.5
Excellent circularity	Definite/ substantial progress to circularity	Some circular economy functionality	Very poor circular economy performance

Assured Score

Photometry

IES File

Polar Plot

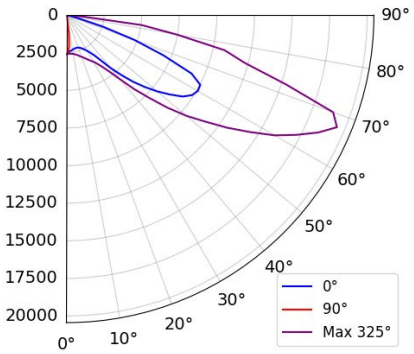

Isoilluminance Plot

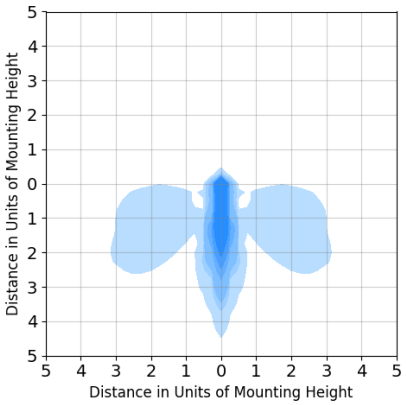

Lumens:	12,575
CCT:	4000K
CRI:	70
IES File:	DSX0.4.LA184.LCCO (TZ)

T +44 (0)1908 649 292
E info@holophane.co.uk

Holophane Europe Limited
Bond Avenue, Milton Keynes
Buckinghamshire, MK11JG
United Kingdom

LLMF Graph

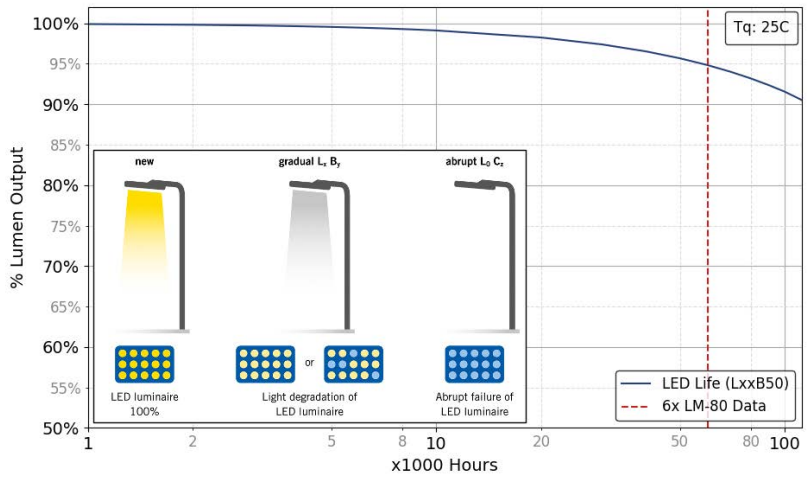

For reference purposes, the graph extrapolates beyond the recommend 6x LM-80 data in TM-21, which our calculations are based on.

Colour Temperatures

2700K

3000K

▶ 4000K

Colours

Selected Colour

C9 Metallic Silver (RAL9006)

Custom Colour Available

RAL**** Customer specified colour

*Choosing a custom colour may increase the cost and lead time.

Standard Colours Available

C1 Smooth White (RAL9016)

C4 graphite (RAL7011)

C6 Smooth Grey (RAL7035)

C7 Black (RAL9005)

C9 Metallic Silver (RAL9006)

Lumen data is considered to be representative of the configuration shown, and may vary, with a tolerance on flux of +/- 7% (typical of LED manufacturer's data) and luminaire power of +/- 5%.

The specifications of the Holophane luminaires represents typical values. All descriptions, illustrations, drawings and specifications in the Holophane catalogue, Datasheets and website represent only general particulars of the goods to which they apply and shall not form part of any contract. The company reserves the right to change specifications at its discretion without prior notification or public announcement.

T +44 (0)1908 649 292
E info@holophane.co.uk

Holophane Europe Limited
Bond Avenue, Milton Keynes
Buckinghamshire, MK1 1JG
United Kingdom

OUTDOOR PHOTOMETRIC REPORT
CATALOG: RECONSTRUCTED FROM PHOTODATA

Manufacturer:	
Description:	Reconstructed from photodata
Lamp Output:	Total luminaire Lumens: 12576.2, absolute photometry *
Input Wattage:	134
Luminous Opening:	Rectangle (L: 0.2M, W: 0.3M)
Max Cd:	19,469.2 at Horizontal: 325°, Vertical: 67.5°
Roadway Class:	SHORT, TYPE I

No Photo Available

Polar Candela

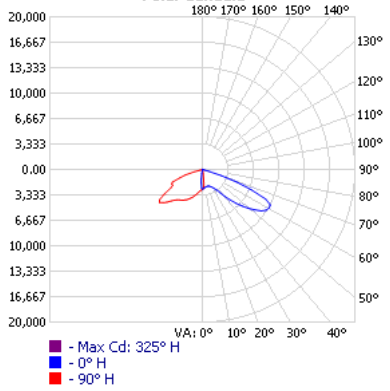

Isoilluminance

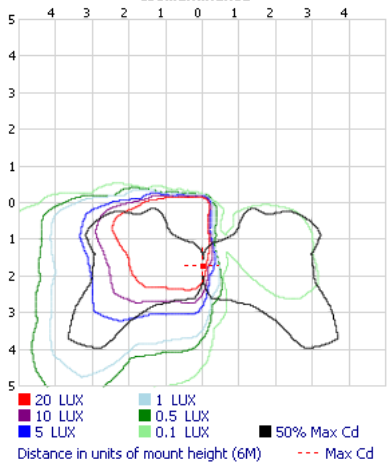

*Test based on absolute photometry where lamp lumens=lumens total.
*Cutoff Classification and efficiency cannot be properly calculated for absolute photometry.

Visual Photometric Tool 1.2.46 copyright 2026, Acuity Brands Lighting.
This Photometric report has been generated using methods recommended by the IESNA. Calculations are based on Photometric data provided by the manufacturer, and the accuracy of this Photometric report is dependent on the accuracy of the data provided. End-user environment and application (including, but not limited to, voltage variation and dirt accumulation) can cause actual Photometric performance to differ from the performance calculated using the data provided by the manufacturer. This report is provided without warranty as to accuracy, completeness, reliability or otherwise. In no event will Acuity Brands Lighting be responsible for any loss resulting from any use of this report.

Zonal Lumen Summary

Zone	Lumens	% Luminaire
0-30	1,081.8	8.6%
0-40	1,953.3	15.5%
0-60	6,656.9	52.9%
60-90	5,919.3	47.1%
70-100	2,192.5	17.4%
90-120	0.000	0%
0-90	12,576.2	100%
90-180	0.000	0%
0-180	12,576.2	100%

Lumens Per Zone

Zone	Lumens	% Total	Zone	Lumens	% Total
0-10	192.1	1.5%	90-100	0.000	0%
10-20	347.9	2.8%	100-110	0.000	0%
20-30	541.8	4.3%	110-120	0.000	0%
30-40	871.5	6.9%	120-130	0.000	0%
40-50	1,693.8	13.5%	130-140	0.000	0%
50-60	3,009.9	23.9%	140-150	0.000	0%
60-70	3,726.8	29.6%	150-160	0.000	0%
70-80	1,989.2	15.8%	160-170	0.000	0%
80-90	203.2	1.6%	170-180	0.000	0%

Roadway Summary

Distribution:	TYPE I, SHORT
Max Cd, 90 Deg Vert:	0.000
Max Cd, 80 to <90 Deg:	7,948.2

	Lumens	% Lamp
Downward Street Side:	12,032.8	95.7%
Downward House Side:	543.4	4.3%
Downward Total:	12,576.2	100%
Upward Street Side:	0.000	0%
Upward House Side:	0.000	0%
Upward Total:	0.000	0%
Total Lumens:	12,576.2	100%

LCS Table

BUG Rating	**B1 - U0 - G3**	
Forward Light	Lumens	Lumens %
Low(0-30):	846.7	6.7%
Medium(30-60):	5,320.8	42.3%
High(60-80):	5,663.1	45%
Very High(80-90):	202.2	1.6%
Back Light		
Low(0-30):	235.8	1.9%
Medium(30-60):	252.8	2%
High(60-80):	54.6	0.4%
Very High(80-90):	0.2	0%
Uplight		
Low(90-100):	0.000	0%
High(100-180):	0.000	0%
Trapped Light:	0.1	0%

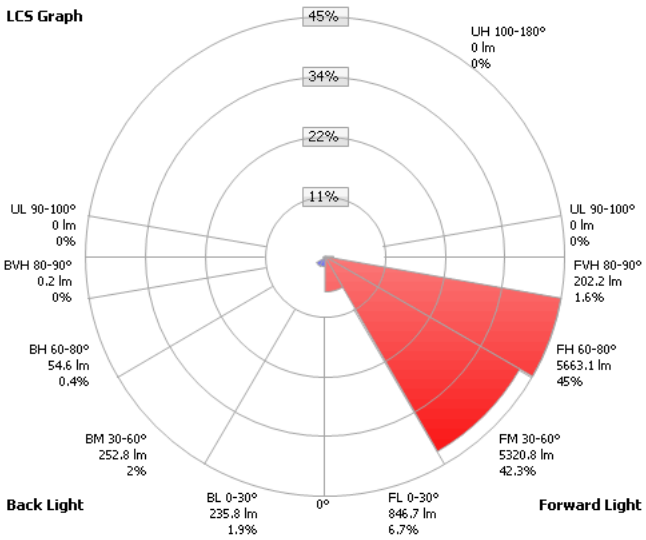

Scale = Max LCS %

Trapped Light: 0.1 lm, 0%

Candela Table - Type C

	0	15	25	35	45	55	65	75	85	90	105	115	125	135	145	155	165	175	180	195	205	215	225	235	245	255	265	275	2
0	2587	2587	2587	2587	2587	2587	2587	2587	2587	2587	2587	2587	2587	2587	2587	2587	2587	2587	2587	2587	2587	2587	2587	2587	2587	2587	2587	2587	2
5	2423	2450	2464	2442	2452	2380	2328	2184	2115	2069	1929	1899	1818	1813	1768	1768	1794	1809	1813	1911	1993	2091	2276	2435	2584	2708	2744	2730	2
10	2331	2333	2224	1899	1526	1159	961	717	544	536	416	382	403	399	403	465	480	539	548	646	845	1054	1360	1778	2205	2675	2998	3041	2
15	2276	2155	1576	918	401	137	67	50	35	29	14	3	0	0	0	0	0	0	3	12	24	107	416	978	1733	2523	3263	3449	3
20	2293	1763	807	157	59	40	33	26	14	9	0	0	0	0	0	0	0	0	0	0	0	7	29	190	1084	2276	3434	3895	3
25	2438	1320	209	57	31	21	17	12	3	0	0	0	0	0	0	0	0	0	0	0	0	0	0	29	368	1901	3567	4402	4
30	2736	874	73	33	14	7	7	5	0	0	0	0	0	0	0	0	0	0	0	0	0	0	0	5	59	1396	3619	4860	4
35	3285	385	47	17	5	3	5	5	0	0	0	0	0	0	0	0	0	0	0	0	0	0	0	0	29	734	3584	5317	5
40	4607	137	26	7	5	3	7	7	0	0	0	0	0	0	0	0	0	0	0	0	0	0	0	0	7	157	3479	5872	5
45	6252	83	19	9	9	9	14	14	3	0	0	0	0	0	0	0	0	0	0	0	0	0	0	0	0	78	3368	7051	7
50	7884	64	19	17	19	21	26	26	12	5	0	0	0	0	0	0	0	0	0	0	0	0	0	0	0	57	3176	8739	10
55	9434	52	19	26	31	35	43	43	26	12	0	0	0	0	0	0	0	0	0	0	0	0	0	0	0	35	2492	9641	12
60	10085	45	24	35	52	64	73	73	47	26	0	0	0	0	0	0	0	0	0	0	0	0	0	0	0	14	1127	7592	12
65	9171	43	31	57	97	128	114	107	67	31	0	0	0	0	0	0	0	0	0	0	0	0	0	0	0	0	560	8990	15
70	4799	33	38	88	175	204	145	123	76	33	0	0	0	0	0	0	0	0	0	0	0	0	0	0	0	0	183	8409	14
75	838	24	40	105	202	225	145	111	59	24	0	0	0	0	0	0	0	0	0	59	17	0	0	0	0	0	57	4080	6
80	161	17	31	85	192	186	105	76	33	9	0	0	0	0	0	0	0	0	0	0	0	0	0	0	0	0	5	247	
85	55	9	21	45	100	81	45	29	7	0	0	0	0	0	0	0	0	0	0	0	0	0	0	0	0	0	0	55	
90	0	0	0	0	0	0	0	0	0	0	0	0	0	0	0	0	0	0	0	0	0	0	0	0	0	0	0	0	
95	0	0	0	0	0	0	0	0	0	0	0	0	0	0	0	0	0	0	0	0	0	0	0	0	0	0	0	0	
100	0	0	0	0	0	0	0	0	0	0	0	0	0	0	0	0	0	0	0	0	0	0	0	0	0	0	0	0	
105	0	0	0	0	0	0	0	0	0	0	0	0	0	0	0	0	0	0	0	0	0	0	0	0	0	0	0	0	
110	0	0	0	0	0	0	0	0	0	0	0	0	0	0	0	0	0	0	0	0	0	0	0	0	0	0	0	0	
115	0	0	0	0	0	0	0	0	0	0	0	0	0	0	0	0	0	0	0	0	0	0	0	0	0	0	0	0	
120	0	0	0	0	0	0	0	0	0	0	0	0	0	0	0	0	0	0	0	0	0	0	0	0	0	0	0	0	
125	0	0	0	0	0	0	0	0	0	0	0	0	0	0	0	0	0	0	0	0	0	0	0	0	0	0	0	0	
130	0	0	0	0	0	0	0	0	0	0	0	0	0	0	0	0	0	0	0	0	0	0	0	0	0	0	0	0	
135	0	0	0	0	0	0	0	0	0	0	0	0	0	0	0	0	0	0	0	0	0	0	0	0	0	0	0	0	
140	0	0	0	0	0	0	0	0	0	0	0	0	0	0	0	0	0	0	0	0	0	0	0	0	0	0	0	0	
145	0	0	0	0	0	0	0	0	0	0	0	0	0	0	0	0	0	0	0	0	0	0	0	0	0	0	0	0	
150	0	0	0	0	0	0	0	0	0	0	0	0	0	0	0	0	0	0	0	0	0	0	0	0	0	0	0	0	
155	0	0	0	0	0	0	0	0	0	0	0	0	0	0	0	0	0	0	0	0	0	0	0	0	0	0	0	0	
160	0	0	0	0	0	0	0	0	0	0	0	0	0	0	0	0	0	0	0	0	0	0	0	0	0	0	0	0	
165	0	0	0	0	0	0	0	0	0	0	0	0	0	0	0	0	0	0	0	0	0	0	0	0	0	0	0	0	
170	0	0	0	0	0	0	0	0	0	0	0	0	0	0	0	0	0	0	0	0	0	0	0	0	0	0	0	0	
175	0	0	0	0	0	0	0	0	0	0	0	0	0	0	0	0	0	0	0	0	0	0	0	0	0	0	0	0	
180	0	0	0	0	0	0	0	0	0	0	0	0	0	0	0	0	0	0	0	0	0	0	0	0	0	0	0	0	

› **Datasheet**

DSX1B.6.1A.LMZ.GV



Holophane products that are suitable

CityMax
Denver Elite pole
D-Series
Factor
Factor small
V-Max

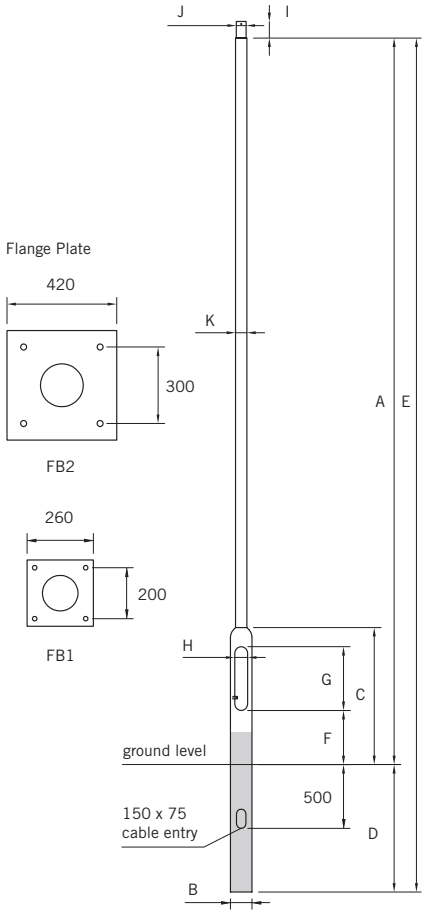

	Nominal Height	Base Diameter*	Base Height	Planting Depth	Overall Length	Door to Ground	Door Opening Length	Door Opening Width	Spigot Length*	Spigot Diameter*	Shaft Diameter*	Weight kg*	Bending Moment (ULS) Nm
description	**A**	**B**	**C**	**D**	**E**	**F**	**G**	**H**	**I**	**J**	**K**		
2.5m standard duty	2500	140	1075	800	3300	400	500	100	-	-	76	27	2100
3m standard duty	3000	140	1075	800	3800	400	500	100	-	-	76	30	4666
3.5m standard duty	3500	140	1075	800	4300	400	500	100	-	-	76	32	2100
4m standard duty	4000	140	1075	800	4800	400	500	100	-	-	76	34	6484
4.5m standard duty	4500	140	1075	800	5300	400	500	100	-	-	76	37	5108
5m standard duty	5000	140	1075	800	5800	400	500	100	-	-	76	39	6149
5.5m standard duty	5500	140	1075	1000	6500	400	500	100	-	-	76	44	6003
6m standard duty	6000	140	1075	1000	7000	400	500	100	-	-	76	46	5999
6m heavy duty	5700	168	1200	1000	6700	400	600	115	130	76	89	71	10404
8m standard duty	7700	168	1200	1200	8900	400	600	115	130	76	89	89	10072
8m heavy duty	7700	168	1300	1200	9000	500	600	115	250	101	114	107	15699
8m extra heavy duty	7700	194	1300	1200	9000	500	600	115	250	127	140	136	18973
10m standard duty	9700	168	1300	1500	11200	500	600	115	250	101	114	150	18067
10m heavy duty	9700	194	1300	1500	11200	500	600	115	250	127	140	168	23193
10m extra heavy duty	9700	194	1300	1500	11200	500	600	115	250	152	168	220	28317
12m standard duty	11700	194	1300	1700	13400	500	600	115	250	127	140	213	26251
12m heavy duty	11700	194	1300	1700	13400	500	600	115	250	127	168	260	40390

* Exclusion TBC

2.5-6m std Poles	**Flange Plate FB1**	**Bolts**	M18 x 400
8-12m std Poles	**Flange Plate FB2**	**Bolts**	M24 x 820

Flange Plate and Anchor Bolt information will be confirmed at time of order due to the necessity in ensuring the correct plate and Anchor Bolts are supplied.

Column type to be confirmed at time of order as this is based on luminaire weight, windage and geographical location.

stepped steel - CityMax Large only

post top

	Nominal Height	Base Diameter	Base Height	Planting Depth	Overall Length	Door to Ground	Door Opening Length	Door Opening Width	Spigot Length	Spigot Diameter	Shaft Diameter	Weight kg	Bending Moment (ULS) Nm
description	**A**	**B**	**C**	**D**	**E**	**F**	**G**	**H**	**I**	**J**	**K**		
6m	6000	140	1075	1000	7000	400	500	115	-	-	-	46	5999
8m	7700	168	1300	1200	9000	500	600	115	100	76	114	107	15699
10m	9700	168	1300	1500	11200	500	600	115	100	76	114	150	18067
12m	11700	194	1300	1700	13400	500	600	115	100	76	140	168	26251
15m	14700	194	1200	2000	17000	400	600	115	100	76	168	306	40300

twin head

	Nominal Height	Base Diameter	Base Height	Planting Depth	Overall Length	Door to Ground	Door Opening Length	Door Opening Width	Spigot Length	Spigot Diameter	Shaft Diameter	Weight kg	Bending Moment (ULS) Nm
description	**A**	**B**	**C**	**D**	**E**	**F**	**G**	**H**	**I**	**J**	**K**		
8m	7400	194	1200	1200	8800	400	600	115	200	127	139.7	125	22610
10m	9400	194	1200	1500	11100	400	600	115	200	152.4	168.3	208	39131
12m	11400	194	2500	1700	13300	1000	600	115	200	152.4	168.3	295	41585

Note: For Terrain Category 2 locations LMZ, HVZ & HEZ

For columns supplied with optional flange base Holophane offers two types of foundation bolts.

Note: The material used for the bolts is Fe E500 grade steel, with yield strength 500 N/mm2 and minimum UTS 550 N/mm2.

HEL.FS1 M18 Bolts (FS1) x 400 mm long
HEL.FS2 M24 Bolts (FS2) x 820 mm long

.FS1

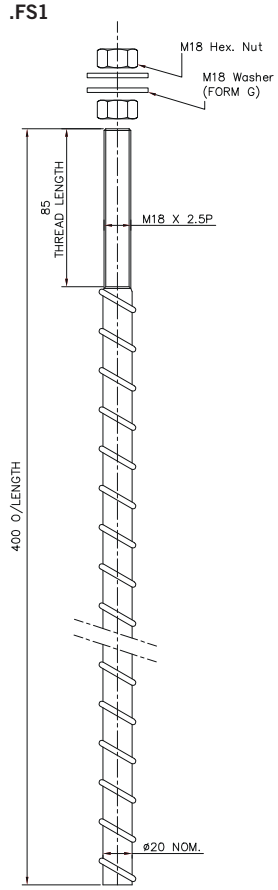

.FS2

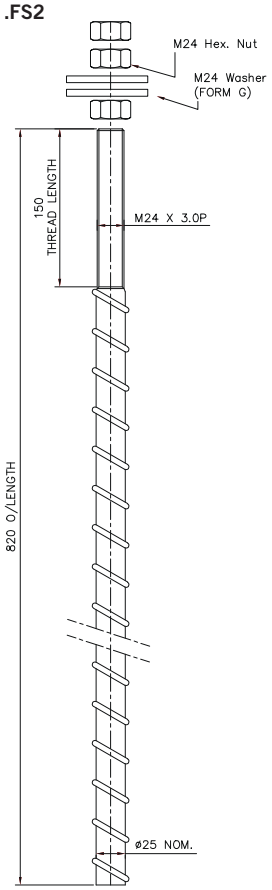

T +44 (0)1908 649 292
E info@holophane.co.uk

Holophane Europe Limited
Bond Avenue, Milton Keynes
Buckinghamshire, MK1 1JG
United Kingdom

› **Datasheet - AMENITY - DSX0**

DSX0.4.LA184.FWE.C9



Product image may not represent the final configuration stated above.



https://holophane.co.uk

T +44 (0)1908 649 292
E info@holophane.co.uk

Holophane Europe Limited
Bond Avenue, Milton Keynes
Buckinghamshire, MK11JG
United Kingdom

Product Specification

DSX0 Holophane Website

DSX0.4.LA184.FWE.C9

Holophane DSX0 luminaire. Single-piece die-cast aluminium housing conforming to EN1706 AC-46500, with integral heat sink fins to optimise thermal management. LED light engine modules are IP66 with individual lenses (PMMA or silicone). Housing sealed to IP65 via hinged access door (two captive fixing screws). Installation via bespoke Holophane mounting feature for quick and easy installation. International Dark-Sky Association Approved (colour temperatures 3000K or warmer are approved under the IDA).
This specific SKU includes:

- Series 4
- LED light engine producing c.18,000 lm with a nominal 4000K colour temperature
- Forward throw extra light distribution
- Metallic Silver (RAL9006)

Product Website

DSX1B.8.1A.LMZ.GV

Holophane tubular base compartment column for use with DSX1 Luminaires. 8 metre, Single head, For light & medium area wind zones (compliant to EN40).
- Bracket galvanised
- Direct embedment

Performance

Drive Current from Driver:	1,050mA
Power:	130W
Fitting Current:	0.58A
Fitting Inrush:	53A - 0.3ms
Number of Drivers:	1
1x Driver 1 Inrush:	53A - 0.3ms
Max Drivers per 16A Type B MCB:	8
Max Fittings per 16A Type B MCB:	8
Total Number of LEDs:	40
Minimum Dim Level:	7%
Optical Risk Group:	1
SDCM/MacAdam Ellipse:	5

8Kg

0.09M

Installation Guide

T +44 (0)1908 649 292
E info@holophane.co.uk

Holophane Europe Limited
Bond Avenue, Milton Keynes
Buckinghamshire, MK1 1JG
United Kingdom

Dimensions

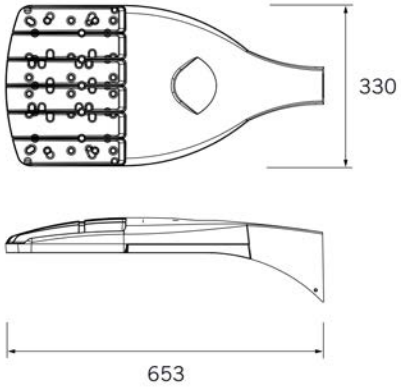

CIBSE TM66 - CEAM Rating



2.5 to 4.0	1.5 to 2.5	0.5 to 1.5	0 to 0.5
Excellent circularity	Definite/ substantial progress to circularity	Some circular economy functionality	Very poor circular economy performance

Assured Score

Photometry

IES File

Polar Plot

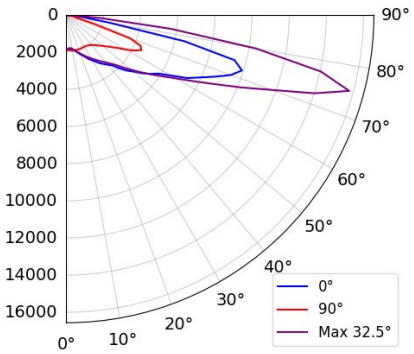

Isoilluminance Plot

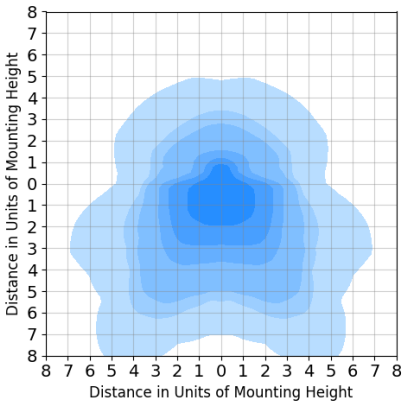

Lumens:	17,510
CCT:	4000K
CRI:	70
IES File:	DSX0.4.LA184.FWE (TZ)

T +44 (0)1908 649 292
E info@holophane.co.uk

Holophane Europe Limited
Bond Avenue, Milton Keynes
Buckinghamshire, MK11JG
United Kingdom

LLMF Graph

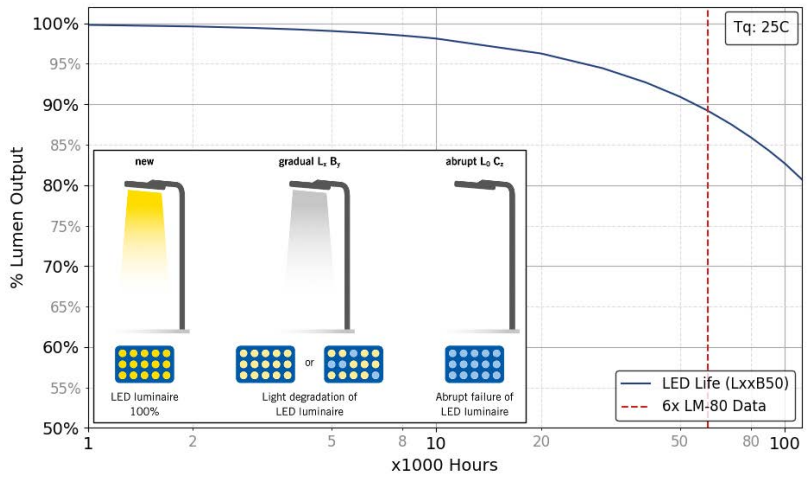

For reference purposes, the graph extrapolates beyond the recommend 6x LM-80 data in TM-21, which our calculations are based on.

Colour Temperatures

2700K

3000K

▶ 4000K

Colours

Selected Colour

C9 Metallic Silver (RAL9006)

Custom Colour Available

RAL**** Customer specified colour

*Choosing a custom colour may increase the cost and lead time.

Standard Colours Available

C1 Smooth White (RAL9016)

C4 graphite (RAL7011)

C6 Smooth Grey (RAL7035)

C7 Black (RAL9005)

C9 Metallic Silver (RAL9006)

Lumen data is considered to be representative of the configuration shown, and may vary, with a tolerance on flux of +/- 7% (typical of LED manufacturer's data) and luminaire power of +/- 5%.

The specifications of the Holophane luminaires represents typical values. All descriptions, illustrations, drawings and specifications in the Holophane catalogue, Datasheets and website represent only general particulars of the goods to which they apply and shall not form part of any contract. The company reserves the right to change specifications at its discretion without prior notification or public announcement.

T +44 (0)1908 649 292
E info@holophane.co.uk

Holophane Europe Limited
Bond Avenue, Milton Keynes
Buckinghamshire, MK1 1JG
United Kingdom

› **Datasheet**

DSX1B.8.2A.LMZ.GV



Holophane products that are suitable

CityMax
Denver Elite pole
D-Series
Factor
Factor small
V-Max

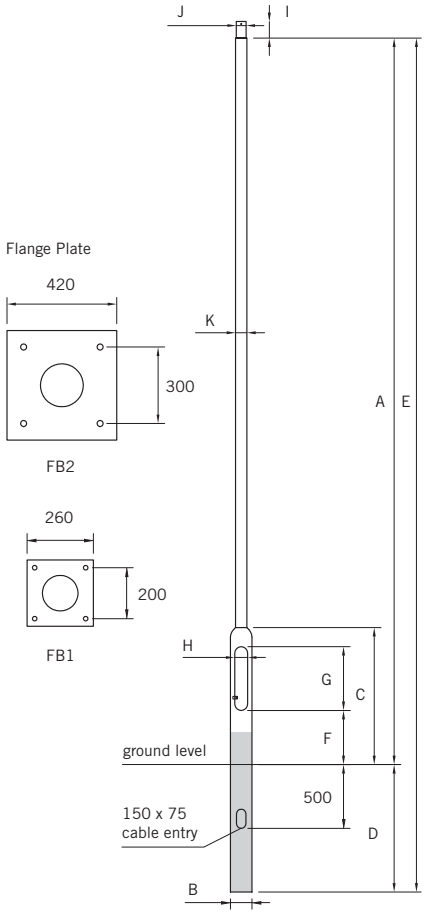

	Nominal Height	Base Diameter*	Base Height	Planting Depth	Overall Length	Door to Ground	Door Opening Length	Door Opening Width	Spigot Length*	Spigot Diameter*	Shaft Diameter*	Weight kg*	Bending Moment (ULS) Nm
description	**A**	**B**	**C**	**D**	**E**	**F**	**G**	**H**	**I**	**J**	**K**		
2.5m standard duty	2500	140	1075	800	3300	400	500	100	-	-	76	27	2100
3m standard duty	3000	140	1075	800	3800	400	500	100	-	-	76	30	4666
3.5m standard duty	3500	140	1075	800	4300	400	500	100	-	-	76	32	2100
4m standard duty	4000	140	1075	800	4800	400	500	100	-	-	76	34	6484
4.5m standard duty	4500	140	1075	800	5300	400	500	100	-	-	76	37	5108
5m standard duty	5000	140	1075	800	5800	400	500	100	-	-	76	39	6149
5.5m standard duty	5500	140	1075	1000	6500	400	500	100	-	-	76	44	6003
6m standard duty	6000	140	1075	1000	7000	400	500	100	-	-	76	46	5999
6m heavy duty	5700	168	1200	1000	6700	400	600	115	130	76	89	71	10404
8m standard duty	7700	168	1200	1200	8900	400	600	115	130	76	89	89	10072
8m heavy duty	7700	168	1300	1200	9000	500	600	115	250	101	114	107	15699
8m extra heavy duty	7700	194	1300	1200	9000	500	600	115	250	127	140	136	18973
10m standard duty	9700	168	1300	1500	11200	500	600	115	250	101	114	150	18067
10m heavy duty	9700	194	1300	1500	11200	500	600	115	250	127	140	168	23193
10m extra heavy duty	9700	194	1300	1500	11200	500	600	115	250	152	168	220	28317
12m standard duty	11700	194	1300	1700	13400	500	600	115	250	127	140	213	26251
12m heavy duty	11700	194	1300	1700	13400	500	600	115	250	127	168	260	40390

* Exclusion TBC

2.5-6m std Poles	**Flange Plate FB1**	**Bolts**	M18 x 400
8-12m std Poles	**Flange Plate FB2**	**Bolts**	M24 x 820

Flange Plate and Anchor Bolt information will be confirmed at time of order due to the necessity in ensuring the correct plate and Anchor Bolts are supplied.

Column type to be confirmed at time of order as this is based on luminaire weight, windage and geographical location.

stepped steel - CityMax Large only

post top

	Nominal Height	Base Diameter	Base Height	Planting Depth	Overall Length	Door to Ground	Door Opening Length	Door Opening Width	Spigot Length	Spigot Diameter	Shaft Diameter	Weight kg	Bending Moment (ULS) Nm
description	**A**	**B**	**C**	**D**	**E**	**F**	**G**	**H**	**I**	**J**	**K**		
6m	6000	140	1075	1000	7000	400	500	115	-	-	-	46	5999
8m	7700	168	1300	1200	9000	500	600	115	100	76	114	107	15699
10m	9700	168	1300	1500	11200	500	600	115	100	76	114	150	18067
12m	11700	194	1300	1700	13400	500	600	115	100	76	140	168	26251
15m	14700	194	1200	2000	17000	400	600	115	100	76	168	306	40300

twin head

	Nominal Height	Base Diameter	Base Height	Planting Depth	Overall Length	Door to Ground	Door Opening Length	Door Opening Width	Spigot Length	Spigot Diameter	Shaft Diameter	Weight kg	Bending Moment (ULS) Nm
description	**A**	**B**	**C**	**D**	**E**	**F**	**G**	**H**	**I**	**J**	**K**		
8m	7400	194	1200	1200	8800	400	600	115	200	127	139.7	125	22610
10m	9400	194	1200	1500	11100	400	600	115	200	152.4	168.3	208	39131
12m	11400	194	2500	1700	13300	1000	600	115	200	152.4	168.3	295	41585

Note: For Terrain Category 2 locations LMZ, HVZ & HEZ

For columns supplied with optional flange base Holophane offers two types of foundation bolts.

Note: The material used for the bolts is Fe E500 grade steel, with yield strength 500 N/mm2 and minimum UTS 550 N/mm2.

HEL.FS1 M18 Bolts (FS1) x 400 mm long
HEL.FS2 M24 Bolts (FS2) x 820 mm long

.FS1

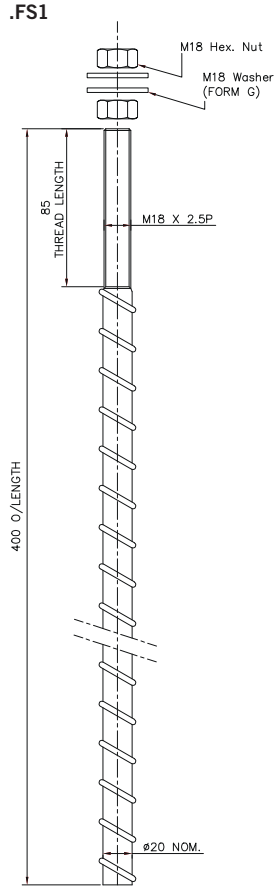

.FS2

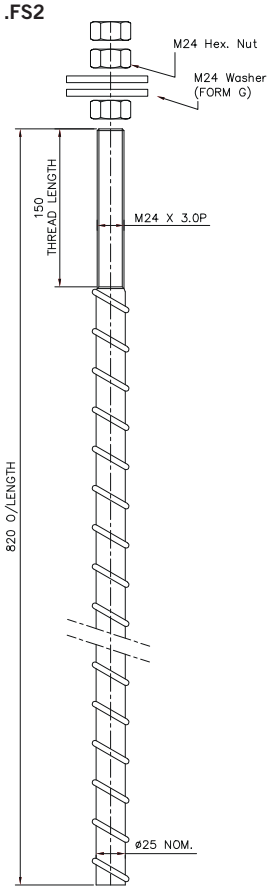

T +44 (0)1908 649 292
E info@holophane.co.uk

Holophane Europe Limited
Bond Avenue, Milton Keynes
Buckinghamshire, MK1 1JG
United Kingdom

OUTDOOR PHOTOMETRIC REPORT
CATALOG: RECONSTRUCTED FROM PHOTODATA

Manufacturer:	
Description:	Reconstructed from photodata
Lamp Output:	Total luminaire Lumens: 17511, absolute photometry *
Input Wattage:	130
Luminous Opening:	Rectangle (L: 0.2M, W: 0.3M)
Max Cd:	15,776.5 at Horizontal: 32.5°, Vertical: 75°
Roadway Class:	SHORT, TYPE IV

No Photo Available

Polar Candela

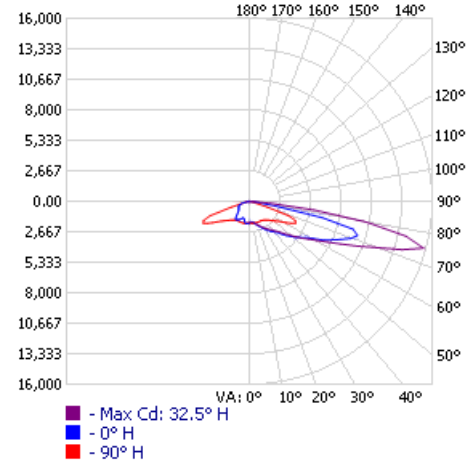

Isoilluminance

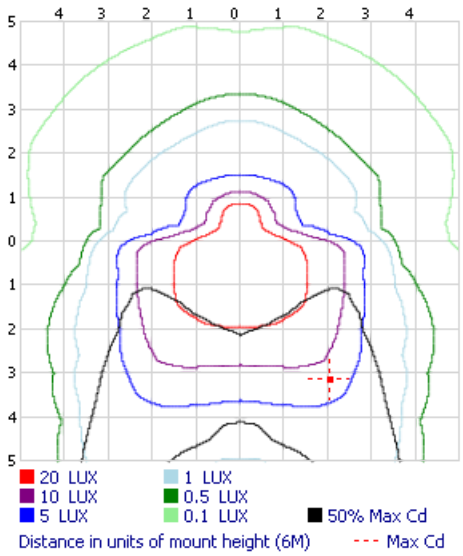

*Test based on absolute photometry where lamp lumens=lumens total.
*Cutoff Classification and efficiency cannot be properly calculated for absolute photometry.

Visual Photometric Tool 1.2.46 copyright 2026, Acuity Brands Lighting.
This Photometric report has been generated using methods recommended by the IESNA. Calculations are based on Photometric data provided by the manufacturer, and the accuracy of this Photometric report is dependent on the accuracy of the data provided. End-user environment and application (including, but not limited to, voltage variation and dirt accumulation) can cause actual Photometric performance to differ from the performance calculated using the data provided by the manufacturer. This report is provided without warranty as to accuracy, completeness, reliability or otherwise. In no event will Acuity Brands Lighting be responsible for any loss resulting from any use of this report.

Zonal Lumen Summary

Zone	Lumens	% Luminaire
0-30	1,640.7	9.4%
0-40	2,997.7	17.1%
0-60	7,747.1	44.2%
60-90	9,763.9	55.8%
70-100	5,296.0	30.2%
90-120	0.000	0%
0-90	17,511.0	100%
90-180	0.000	0%
0-180	17,511.0	100%

Lumens Per Zone

Zone	Lumens	% Total	Zone	Lumens	% Total
0-10	180.9	1.0%	90-100	0.000	0%
10-20	543.7	3.1%	100-110	0.000	0%
20-30	916.1	5.2%	110-120	0.000	0%
30-40	1,357.0	7.7%	120-130	0.000	0%
40-50	1,908.1	10.9%	130-140	0.000	0%
50-60	2,841.3	16.2%	140-150	0.000	0%
60-70	4,467.9	25.5%	150-160	0.000	0%
70-80	4,431.7	25.3%	160-170	0.000	0%
80-90	864.3	4.9%	170-180	0.000	0%

Roadway Summary

Distribution:		TYPE IV, SHORT
Max Cd, 90 Deg Vert:		0.000
Max Cd, 80 to <90 Deg:		10,434.2
	Lumens	% Lamp
Downward Street Side:	14,165.2	80.9%
Downward House Side:	3,345.4	19.1%
Downward Total:	17,510.6	100%
Upward Street Side:	0.000	0%
Upward House Side:	0.000	0%
Upward Total:	0.000	0%
Total Lumens:	17,510.6	100%

LCS Table

BUG Rating	**B2 - U0 - G4**	
Forward Light	Lumens	Lumens %
Low(0-30):	917.2	5.2%
Medium(30-60):	4,563.4	26.1%
High(60-80):	7,946.8	45.4%
Very High(80-90):	737.8	4.2%
Back Light		
Low(0-30):	723.4	4.1%
Medium(30-60):	1,541.3	8.8%
High(60-80):	957.3	5.5%
Very High(80-90):	123.5	0.7%
Uplight		
Low(90-100):	0.000	0%
High(100-180):	0.000	0%
Trapped Light:	0.4	0%

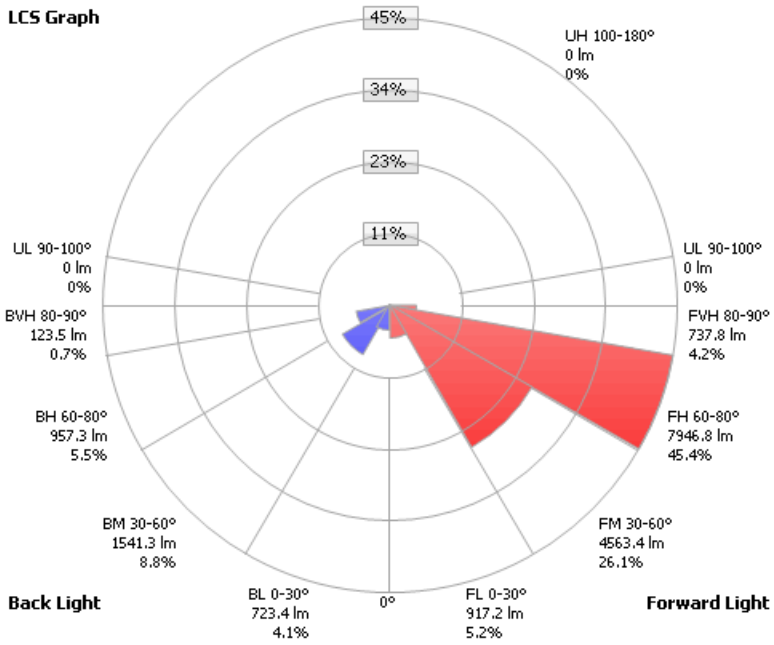

Scale = Max LCS %

Trapped Light: 0.4 lm, 0%

Candela Table - Type C

	0	15	25	35	45	55	65	75	85	90	105	115	125	135	145	155	165	175	180
0	1881	1881	1881	1881	1881	1881	1881	1881	1881	1881	1881	1881	1881	1881	1881	1881	1881	1881	1881
5	1790	1805	1809	1825	1830	1846	1867	1882	1898	1898	1924	1924	1919	1935	1935	1940	1935	1930	1933
10	1849	1860	1851	1851	1851	1860	1882	1903	1928	1933	1951	1951	1945	1968	1980	1979	1965	1963	1949
15	2026	2042	2015	2010	1979	1958	1945	1954	1963	1958	1951	1945	1938	1893	1809	1746	1719	1691	1695
20	2255	2250	2222	2203	2166	2113	2064	2021	1989	1965	1917	1893	1746	1607	1544	1523	1529	1539	1534
25	2520	2514	2464	2430	2367	2322	2238	2119	2010	1963	1846	1670	1434	1354	1411	1508	1602	1655	1658
30	2814	2816	2740	2681	2618	2555	2432	2250	2043	1963	1700	1296	1126	1264	1466	1639	1777	1854	1860
35	3166	3166	3059	2966	2908	2842	2691	2437	2157	2005	1471	984	996	1163	1399	1634	1821	1924	1940
40	3488	3535	3448	3316	3236	3187	3010	2712	2348	2105	1280	916	907	1089	1390	1585	1735	1828	1846
45	4057	4101	3975	3765	3623	3576	3364	3057	2634	2290	1222	928	1005	1093	1177	1317	1420	1466	1471
50	4736	4882	4824	4526	4223	4024	3863	3555	3068	2586	1131	995	942	1079	1234	1234	1224	1224	1224
55	5519	5687	5703	5500	5209	4873	4511	4162	3700	3005	1016	949	1026	1250	1285	1201	1150	1131	1140
60	6508	6790	6894	6843	6755	6125	5537	5148	4763	3717	921	1007	1191	1282	1222	1098	1068	1073	1079
65	7950	8475	8792	8834	8937	8035	7188	6458	6120	4467	893	1136	1250	1152	1033	968	991	1010	1017
70	9438	10264	11231	11989	11807	9413	7759	6183	5344	3660	844	1079	989	888	814	819	877	916	921
75	9385	11439	14306	15493	11445	6325	3295	1649	802	574	639	798	678	639	644	657	699	714	720
80	2339	4882	10434	9967	3845	2261	2015	1264	548	347	431	518	510	513	471	418	429	301	191
85	494	814	1460	1835	644	777	1100	926	359	159	259	343	285	259	243	228	196	63	5
90	0	0	0	0	0	0	0	0	0	0	0	0	0	0	0	0	0	0	0
95	0	0	0	0	0	0	0	0	0	0	0	0	0	0	0	0	0	0	0
100	0	0	0	0	0	0	0	0	0	0	0	0	0	0	0	0	0	0	0
105	0	0	0	0	0	0	0	0	0	0	0	0	0	0	0	0	0	0	0
110	0	0	0	0	0	0	0	0	0	0	0	0	0	0	0	0	0	0	0
115	0	0	0	0	0	0	0	0	0	0	0	0	0	0	0	0	0	0	0
120	0	0	0	0	0	0	0	0	0	0	0	0	0	0	0	0	0	0	0
125	0	0	0	0	0	0	0	0	0	0	0	0	0	0	0	0	0	0	0
130	0	0	0	0	0	0	0	0	0	0	0	0	0	0	0	0	0	0	0
135	0	0	0	0	0	0	0	0	0	0	0	0	0	0	0	0	0	0	0
140	0	0	0	0	0	0	0	0	0	0	0	0	0	0	0	0	0	0	0
145	0	0	0	0	0	0	0	0	0	0	0	0	0	0	0	0	0	0	0
150	0	0	0	0	0	0	0	0	0	0	0	0	0	0	0	0	0	0	0
155	0	0	0	0	0	0	0	0	0	0	0	0	0	0	0	0	0	0	0
160	0	0	0	0	0	0	0	0	0	0	0	0	0	0	0	0	0	0	0
165	0	0	0	0	0	0	0	0	0	0	0	0	0	0	0	0	0	0	0
170	0	0	0	0	0	0	0	0	0	0	0	0	0	0	0	0	0	0	0
175	0	0	0	0	0	0	0	0	0	0	0	0	0	0	0	0	0	0	0
180	0	0	0	0	0	0	0	0	0	0	0	0	0	0	0	0	0	0	0

› **Datasheet - AMENITY - DSX0**

DSX0.4.LA114.LCCO.C9



Product image may not represent the final configuration stated above.



T +44 (0)1908 649 292
E info@holophane.co.uk

Holophane Europe Limited
Bond Avenue, Milton Keynes
Buckinghamshire, MK11JG
United Kingdom

Product Specification

DSX0 Holophane Website

DSX0.4.LA114.LCCO.C9

Holophane DSX0 luminaire. Single-piece die-cast aluminium housing conforming to EN1706 AC-46500, with integral heat sink fins to optimise thermal management. LED light engine modules are IP66 with individual lenses (PMMA or silicone). Housing sealed to IP65 via hinged access door (two captive fixing screws). Installation via bespoke Holophane mounting feature for quick and easy installation. International Dark-Sky Association Approved (colour temperatures 3000K or warmer are approved under the IDA).
This specific SKU includes:

Product Website

• Series 4
• LED light engine producing c.11,000 lm with a nominal 4000K colour temperature
• Left corner cutoff optic
• Metallic Silver (RAL9006)

DSX1B.6.1A.LMZ.GV

Holophane tubular base compartment column for use with DSX1 Luminaires. 6 metre, Single head, For light & medium area wind zones (compliant to EN40).
• Bracket galvanised
• Direct embedment

Performance

Drive Current from Driver:	609mA
Power:	75W
Fitting Current:	0.34A
Fitting Inrush:	43A - 0.26ms
Number of Drivers:	1
1x Driver 1 Inrush:	43A - 0.26ms
Max Drivers per 16A Type B MCB:	10
Max Fittings per 16A Type B MCB:	10
Total Number of LEDs:	20
Minimum Dim Level:	8%
Optical Risk Group:	1
SDCM/MacAdam Ellipse:	5

8Kg$_2$

0.09M

Installation Guide

T +44 (0)1908 649 292
E info@holophane.co.uk

Holophane Europe Limited
Bond Avenue, Milton Keynes
Buckinghamshire, MK1 1JG
United Kingdom

Dimensions

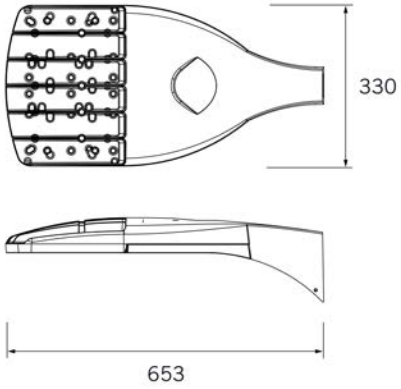

CIBSE TM66 - CEAM Rating



2.5 to 4.0	1.5 to 2.5	0.5 to 1.5	0 to 0.5
Excellent circularity	Definite/ substantial progress to circularity	Some circular economy functionality	Very poor circular economy performance

Assured Score

Photometry

IES File

Polar Plot

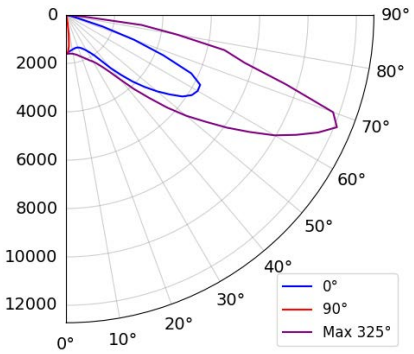

Isoilluminance Plot

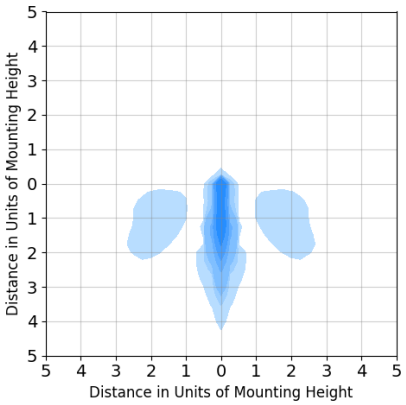

Lumens:	7,826
CCT:	4000K
CRI:	70
IES File:	DSX0.4.LA114.LCCO (TZ)

T +44 (0)1908 649 292
E info@holophane.co.uk

Holophane Europe Limited
Bond Avenue, Milton Keynes
Buckinghamshire, MK11JG
United Kingdom

LLMF Graph

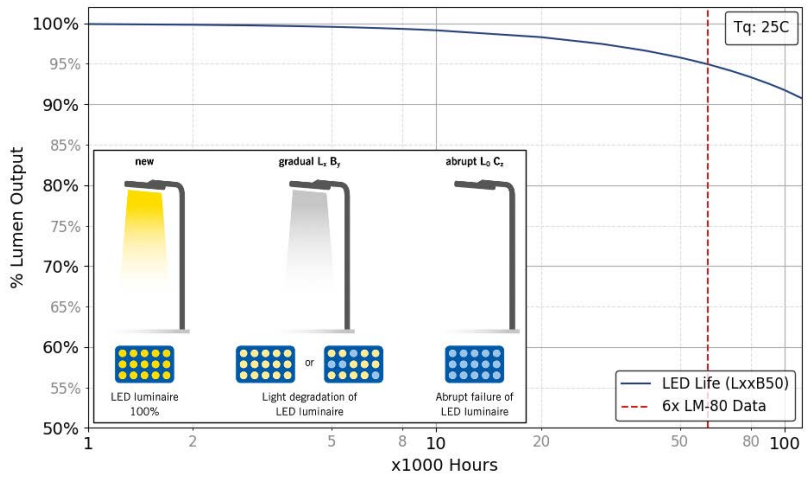

For reference purposes, the graph extrapolates beyond the recommend 6x LM-80 data in TM-21, which our calculations are based on.

Colour Temperatures

2700K

3000K

▶ 4000K

Colours

Selected Colour

C9 Metallic Silver (RAL9006)

Custom Colour Available

RAL**** Customer specified colour

*Choosing a custom colour may increase the cost and lead time.

Standard Colours Available

C1 Smooth White (RAL9016)

C4 graphite (RAL7011)

C6 Smooth Grey (RAL7035)

C7 Black (RAL9005)

C9 Metallic Silver (RAL9006)

Lumen data is considered to be representative of the configuration shown, and may vary, with a tolerance on flux of +/- 7% (typical of LED manufacturer's data) and luminaire power of +/- 5%.

The specifications of the Holophane luminaires represents typical values. All descriptions, illustrations, drawings and specifications in the Holophane catalogue, Datasheets and website represent only general particulars of the goods to which they apply and shall not form part of any contract. The company reserves the right to change specifications at its discretion without prior notification or public announcement.

T +44 (0)1908 649 292
E info@holophane.co.uk

Holophane Europe Limited
Bond Avenue, Milton Keynes
Buckinghamshire, MK1 1JG
United Kingdom

OUTDOOR PHOTOMETRIC REPORT
CATALOG: DSX0.4.LA114.LCCO (TZ)

Manufacturer:	HOLOPHANE EUROPE LIMITED
Test #:	ISF 23238L - SUM23016
Test Lab:	HOLOPHANE EUROPE LIMITED PHOTOMETRIC LAB
Test Date:	24 FEB 2026
Catalog:	DSX0.4.LA114.LCCO (TZ)
Description:	D-Series 0 - Area luminaire
Lamp Catalog:	LA114
Lamp:	LED C.11000 Lumens - 4000K
Lamp Output:	Total luminaire Lumens: 7826.8, absolute photometry *
Input Wattage:	75
Luminous Opening:	Rectangle (L: 0.2M, W: 0.3M)
Max Cd:	12,116.6 at Horizontal: 325°, Vertical: 67.5°
Roadway Class:	SHORT, TYPE I

No Photo Available

Polar Candela

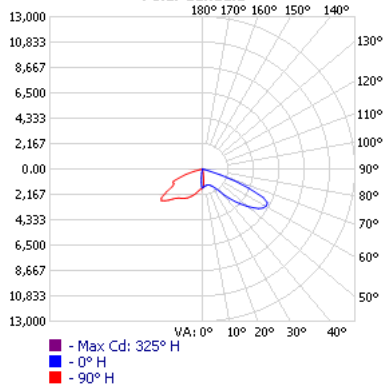

Isoilluminance

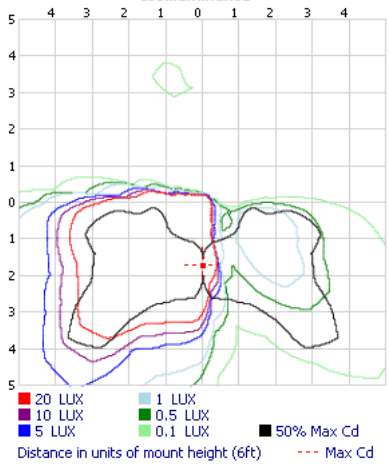

*Test based on absolute photometry where lamp lumens=lumens total.
*Cutoff Classification and efficiency cannot be properly calculated for absolute photometry.

Visual Photometric Tool 1.2.46 copyright 2026, Acuity Brands Lighting.
This Photometric report has been generated using methods recommended by the IESNA. Calculations are based on Photometric data provided by the manufacturer, and the accuracy of this Photometric report is dependent on the accuracy of the data provided. End-user environment and application (including, but not limited to, voltage variation and dirt accumulation) can cause actual Photometric performance to differ from the performance calculated using the data provided by the manufacturer. This report is provided without warranty as to accuracy, completeness, reliability or otherwise. In no event will Acuity Brands Lighting be responsible for any loss resulting from any use of this report.

Zonal Lumen Summary

Zone	Lumens	% Luminaire
0-30	673.2	8.6%
0-40	1,215.6	15.5%
0-60	4,142.9	52.9%
60-90	3,683.8	47.1%
70-100	1,364.5	17.4%
90-120	0.000	0%
0-90	7,826.8	100%
90-180	0.000	0%
0-180	7,826.8	100%

Lumens Per Zone

Zone	Lumens	% Total	Zone	Lumens	% Total
0-10	119.6	1.5%	90-100	0.000	0%
10-20	216.5	2.8%	100-110	0.000	0%
20-30	337.2	4.3%	110-120	0.000	0%
30-40	542.4	6.9%	120-130	0.000	0%
40-50	1,054.1	13.5%	130-140	0.000	0%
50-60	1,873.2	23.9%	140-150	0.000	0%
60-70	2,319.4	29.6%	150-160	0.000	0%
70-80	1,238.0	15.8%	160-170	0.000	0%
80-90	126.5	1.6%	170-180	0.000	0%

Roadway Summary

Distribution:	TYPE I, SHORT
Max Cd, 90 Deg Vert:	0.000
Max Cd, 80 to <90 Deg:	4,946.6

	Lumens	% Lamp
Downward Street Side:	7,488.6	95.7%
Downward House Side:	338.2	4.3%
Downward Total:	7,826.7	100%
Upward Street Side:	0.000	0%
Upward House Side:	0.000	0%
Upward Total:	0.000	0%
Total Lumens:	7,826.7	100%

LCS Table

BUG Rating	**B1 - U0 - G2**	
Forward Light	Lumens	Lumens %
Low(0-30):	526.9	6.7%
Medium(30-60):	3,311.4	42.3%
High(60-80):	3,524.4	45%
Very High(80-90):	125.8	1.6%
Back Light		
Low(0-30):	146.8	1.9%
Medium(30-60):	157.3	2%
High(60-80):	34.0	0.4%
Very High(80-90):	0.1	0%
Uplight		
Low(90-100):	0.000	0%
High(100-180):	0.000	0%
Trapped Light:	0.0	0%

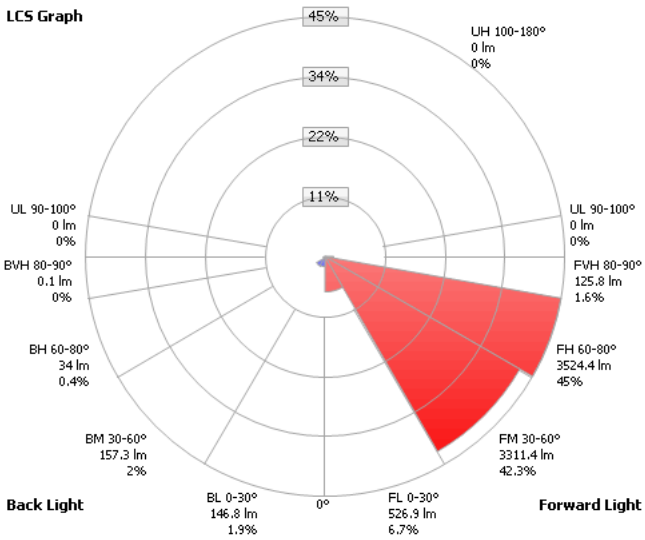

Scale = Max LCS %

Trapped Light: 0 lm, 0%

Candela Table - Type C

	0	15	25	35	45	55	65	75	85	90	105	115	125	135	145	155	165	175	180	195	205	215	225	235	245	255	265	275	285
0	1610	1610	1610	1610	1610	1610	1610	1610	1610	1610	1610	1610	1610	1610	1610	1610	1610	1610	1610	1610	1610	1610	1610	1610	1610	1610	1610	1610	161
5	1508	1524	1533	1520	1526	1481	1449	1359	1316	1288	1201	1182	1131	1128	1100	1100	1117	1126	1128	1189	1241	1301	1416	1516	1608	1686	1708	1699	167
10	1450	1452	1384	1182	950	721	598	446	338	334	259	238	251	248	251	290	299	335	341	402	526	656	846	1106	1372	1665	1866	1892	185
15	1416	1341	981	571	250	86	41	31	22	18	9	2	0	0	0	0	0	0	2	7	15	67	259	609	1078	1570	2031	2146	210
20	1427	1097	502	98	37	25	20	16	9	6	0	0	0	0	0	0	0	0	0	0	0	4	18	118	675	1416	2137	2424	236
25	1517	821	130	36	19	13	10	7	2	0	0	0	0	0	0	0	0	0	0	0	0	0	0	18	229	1183	2220	2740	267
30	1703	544	46	20	9	4	4	3	0	0	0	0	0	0	0	0	0	0	0	0	0	0	0	3	37	869	2252	3025	298
35	2045	239	29	10	3	2	3	3	0	0	0	0	0	0	0	0	0	0	0	0	0	0	0	0	18	457	2230	3309	329
40	2867	86	16	4	3	2	4	4	0	0	0	0	0	0	0	0	0	0	0	0	0	0	0	0	4	98	2165	3655	369
45	3891	52	12	6	6	6	9	9	2	0	0	0	0	0	0	0	0	0	0	0	0	0	0	0	0	49	2096	4388	471
50	4907	40	12	10	12	13	16	16	7	3	0	0	0	0	0	0	0	0	0	0	0	0	0	0	0	36	1976	5439	645
55	5871	33	12	16	19	22	27	27	16	7	0	0	0	0	0	0	0	0	0	0	0	0	0	0	0	22	1551	6000	786
60	6276	28	15	22	33	40	46	46	29	16	0	0	0	0	0	0	0	0	0	0	0	0	0	0	0	9	702	4725	773
65	5707	27	19	36	60	80	71	67	41	19	0	0	0	0	0	0	0	0	0	0	0	0	0	0	0	0	348	5595	951
70	2987	20	24	55	109	127	90	77	47	20	0	0	0	0	0	0	0	0	0	0	0	0	0	0	0	0	114	5233	889
75	522	15	25	65	125	140	90	69	37	15	0	0	0	0	0	0	0	0	0	37	10	0	0	0	0	0	36	2539	424
80	100	10	19	53	120	115	65	47	20	6	0	0	0	0	0	0	0	0	0	0	0	0	0	0	0	0	3	154	27
85	34	6	13	28	62	50	28	18	4	0	0	0	0	0	0	0	0	0	0	0	0	0	0	0	0	0	0	34	4
90	0	0	0	0	0	0	0	0	0	0	0	0	0	0	0	0	0	0	0	0	0	0	0	0	0	0	0	0	
95	0	0	0	0	0	0	0	0	0	0	0	0	0	0	0	0	0	0	0	0	0	0	0	0	0	0	0	0	
100	0	0	0	0	0	0	0	0	0	0	0	0	0	0	0	0	0	0	0	0	0	0	0	0	0	0	0	0	
105	0	0	0	0	0	0	0	0	0	0	0	0	0	0	0	0	0	0	0	0	0	0	0	0	0	0	0	0	
110	0	0	0	0	0	0	0	0	0	0	0	0	0	0	0	0	0	0	0	0	0	0	0	0	0	0	0	0	
115	0	0	0	0	0	0	0	0	0	0	0	0	0	0	0	0	0	0	0	0	0	0	0	0	0	0	0	0	
120	0	0	0	0	0	0	0	0	0	0	0	0	0	0	0	0	0	0	0	0	0	0	0	0	0	0	0	0	
125	0	0	0	0	0	0	0	0	0	0	0	0	0	0	0	0	0	0	0	0	0	0	0	0	0	0	0	0	
130	0	0	0	0	0	0	0	0	0	0	0	0	0	0	0	0	0	0	0	0	0	0	0	0	0	0	0	0	
135	0	0	0	0	0	0	0	0	0	0	0	0	0	0	0	0	0	0	0	0	0	0	0	0	0	0	0	0	
140	0	0	0	0	0	0	0	0	0	0	0	0	0	0	0	0	0	0	0	0	0	0	0	0	0	0	0	0	
145	0	0	0	0	0	0	0	0	0	0	0	0	0	0	0	0	0	0	0	0	0	0	0	0	0	0	0	0	
150	0	0	0	0	0	0	0	0	0	0	0	0	0	0	0	0	0	0	0	0	0	0	0	0	0	0	0	0	
155	0	0	0	0	0	0	0	0	0	0	0	0	0	0	0	0	0	0	0	0	0	0	0	0	0	0	0	0	
160	0	0	0	0	0	0	0	0	0	0	0	0	0	0	0	0	0	0	0	0	0	0	0	0	0	0	0	0	
165	0	0	0	0	0	0	0	0	0	0	0	0	0	0	0	0	0	0	0	0	0	0	0	0	0	0	0	0	
170	0	0	0	0	0	0	0	0	0	0	0	0	0	0	0	0	0	0	0	0	0	0	0	0	0	0	0	0	
175	0	0	0	0	0	0	0	0	0	0	0	0	0	0	0	0	0	0	0	0	0	0	0	0	0	0	0	0	
180	0	0	0	0	0	0	0	0	0	0	0	0	0	0	0	0	0	0	0	0	0	0	0	0	0	0	0	0	

› **Datasheet - AMENITY - DSX0**

DSX0.4.LA114.RCCO.C9



Product image may not represent the final configuration stated above.



T +44 (0)1908 649 292
E info@holophane.co.uk

Holophane Europe Limited
Bond Avenue, Milton Keynes
Buckinghamshire, MK11JG
United Kingdom

Product Specification

DSX0 Holophane Website

DSX0.4.LA114.RCCO.C9

Holophane DSX0 luminaire. Single-piece die-cast aluminium housing conforming to EN1706 AC-46500, with integral heat sink fins to optimise thermal management. LED light engine modules are IP66 with individual lenses (PMMA or silicone). Housing sealed to IP65 via hinged access door (two captive fixing screws). Installation via bespoke Holophane mounting feature for quick and easy installation. International Dark-Sky Association Approved (colour temperatures 3000K or warmer are approved under the IDA).
This specific SKU includes:

Product Website

• Series 4
• LED light engine producing c.11,000 lm with a nominal 4000K colour temperature
• Right corner cutoff optic
• Metallic Silver (RAL9006)

DSX1B.6.1A.LMZ.GV

Holophane tubular base compartment column for use with DSX1 Luminaires. 6 metre, Single head, For light & medium area wind zones (compliant to EN40).
• Bracket galvanised
• Direct embedment

Performance

Drive Current from Driver:	609mA
Power:	75W
Fitting Current:	0.34A
Fitting Inrush:	43A - 0.26ms
Number of Drivers:	1
1x Driver 1 Inrush:	43A - 0.26ms
Max Drivers per 16A Type B MCB:	10
Max Fittings per 16A Type B MCB:	10
Total Number of LEDs:	20
Minimum Dim Level:	8%
Optical Risk Group:	1
SDCM/MacAdam Ellipse:	5

$8Kg_2$

0.09M

Installation Guide

T +44 (0)1908 649 292
E info@holophane.co.uk

Holophane Europe Limited
Bond Avenue, Milton Keynes
Buckinghamshire, MK1 1JG
United Kingdom

Dimensions

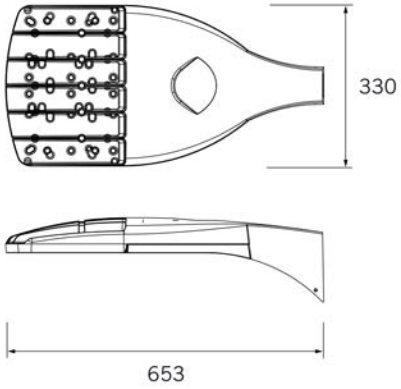

CIBSE TM66 - CEAM Rating



2.5 to 4.0	1.5 to 2.5	0.5 to 1.5	0 to 0.5
Excellent circularity	Definite/ substantial progress to circularity	Some circular economy functionality	Very poor circular economy performance

Assured Score

Photometry

IES File

Polar Plot

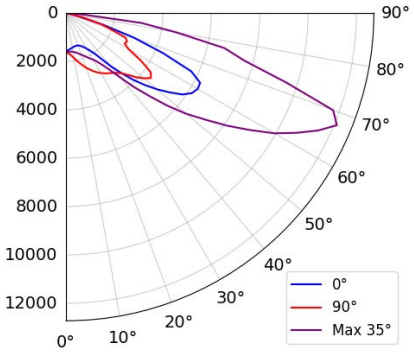

Isoilluminance Plot

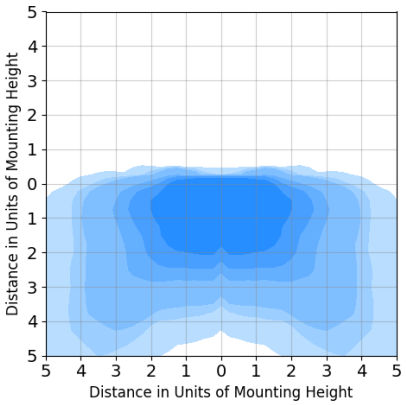

Lumens:	7,826
CCT:	4000K
CRI:	70
IES File:	DSX0.4.LA114.RCCO (TZ)

T +44 (0)1908 649 292
E info@holophane.co.uk

Holophane Europe Limited
Bond Avenue, Milton Keynes
Buckinghamshire, MK11JG
United Kingdom

LLMF Graph

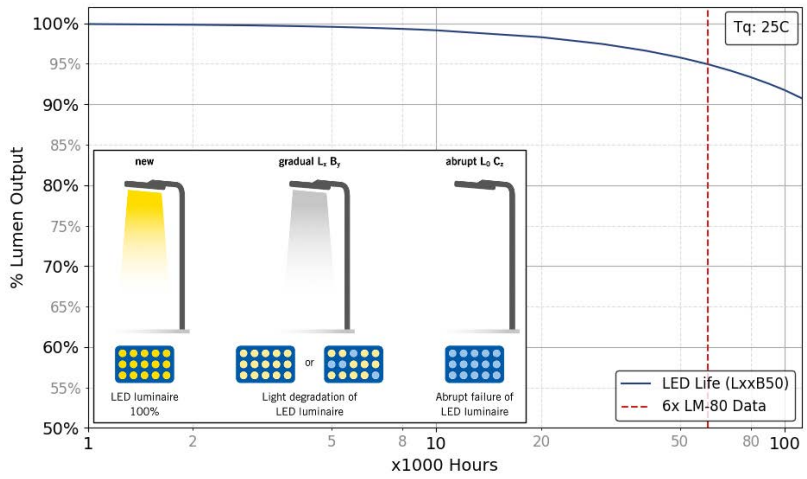

For reference purposes, the graph extrapolates beyond the recommend 6x LM-80 data in TM-21, which our calculations are based on.

Colour Temperatures

2700K

3000K

▶ 4000K

Colours

Selected Colour

C9 Metallic Silver (RAL9006)

Custom Colour Available

RAL**** Customer specified colour

*Choosing a custom colour may increase the cost and lead time.

Standard Colours Available

C1 Smooth White (RAL9016)

C4 graphite (RAL7011)

C6 Smooth Grey (RAL7035)

C7 Black (RAL9005)

C9 Metallic Silver (RAL9006)

Lumen data is considered to be representative of the configuration shown, and may vary, with a tolerance on flux of +/- 7% (typical of LED manufacturer's data) and luminaire power of +/- 5%.

The specifications of the Holophane luminaires represents typical values. All descriptions, illustrations, drawings and specifications in the Holophane catalogue, Datasheets and website represent only general particulars of the goods to which they apply and shall not form part of any contract. The company reserves the right to change specifications at its discretion without prior notification or public announcement.

T +44 (0)1908 649 292
E info@holophane.co.uk

Holophane Europe Limited
Bond Avenue, Milton Keynes
Buckinghamshire, MK1 1JG
United Kingdom

OUTDOOR PHOTOMETRIC REPORT
CATALOG: DSX0.4.LA114.RCCO (TZ)

Manufacturer:	HOLOPHANE EUROPE LIMITED
Test #:	ISF 23238R - SUM23016
Test Lab:	HOLOPHANE EUROPE LIMITED PHOTOMETRIC LAB
Test Date:	24 FEB 2026
Catalog:	DSX0.4.LA114.RCCO (TZ)
Description:	D-Series 0 - Area luminaire
Lamp Catalog:	LA114
Lamp:	LED C.11000 Lumens - 4000K
Lamp Output:	Total luminaire Lumens: 7826.4, absolute photometry *
Input Wattage:	75
Luminous Opening:	Rectangle (L: 0.2M, W: 0.3M)
Max Cd:	12,116.1 at Horizontal: 35°, Vertical: 67.5°
Roadway Class:	SHORT, TYPE IV

No Photo Available

Polar Candela

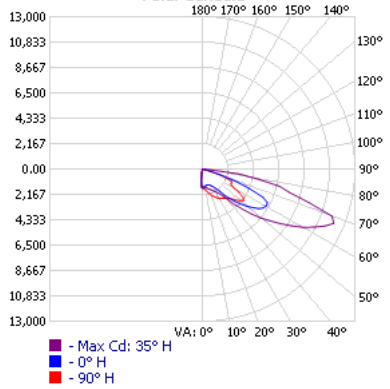

Isoilluminance

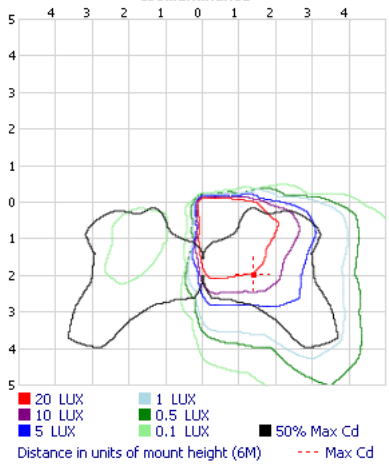

*Test based on absolute photometry where lamp lumens=lumens total.
*Cutoff Classification and efficiency cannot be properly calculated for absolute photometry.

Visual Photometric Tool 1.2.46 copyright 2026, Acuity Brands Lighting.
This Photometric report has been generated using methods recommended by the IESNA. Calculations are based on Photometric data provided by the manufacturer, and the accuracy of this Photometric report is dependent on the accuracy of the data provided. End-user environment and application (including, but not limited to, voltage variation and dirt accumulation) can cause actual Photometric performance to differ from the performance calculated using the data provided by the manufacturer. This report is provided without warranty as to accuracy, completeness, reliability or otherwise. In no event will Acuity Brands Lighting be responsible for any loss resulting from any use of this report.

Zonal Lumen Summary

Zone	Lumens	% Luminaire
0-30	673.2	8.6%
0-40	1,215.6	15.5%
0-60	4,142.7	52.9%
60-90	3,683.7	47.1%
70-100	1,364.4	17.4%
90-120	0.000	0%
0-90	7,826.4	100%
90-180	0.000	0%
0-180	7,826.4	100%

Lumens Per Zone

Zone	Lumens	% Total	Zone	Lumens	% Total
0-10	119.6	1.5%	90-100	0.000	0%
10-20	216.5	2.8%	100-110	0.000	0%
20-30	337.2	4.3%	110-120	0.000	0%
30-40	542.3	6.9%	120-130	0.000	0%
40-50	1,054.1	13.5%	130-140	0.000	0%
50-60	1,873.1	23.9%	140-150	0.000	0%
60-70	2,319.3	29.6%	150-160	0.000	0%
70-80	1,238.0	15.8%	160-170	0.000	0%
80-90	126.5	1.6%	170-180	0.000	0%

Roadway Summary

Distribution:	TYPE IV, SHORT	
Max Cd, 90 Deg Vert:	0.000	
Max Cd, 80 to <90 Deg:	4,946.6	
	Lumens	% Lamp
Downward Street Side:	7,488.2	95.7%
Downward House Side:	338.2	4.3%
Downward Total:	7,826.4	100%
Upward Street Side:	0.000	0%
Upward House Side:	0.000	0%
Upward Total:	0.000	0%
Total Lumens:	7,826.4	100%

LCS Table

BUG Rating	**B1 - U0 - G2**	
Forward Light	Lumens	Lumens %
Low(0-30):	526.9	6.7%
Medium(30-60):	3,311.2	42.3%
High(60-80):	3,524.3	45%
Very High(80-90):	125.8	1.6%
Back Light		
Low(0-30):	146.8	1.9%
Medium(30-60):	157.3	2%
High(60-80):	34.0	0.4%
Very High(80-90):	0.1	0%
Uplight		
Low(90-100):	0.000	0%
High(100-180):	0.000	0%
Trapped Light:	0.0	0%

LCS Graph

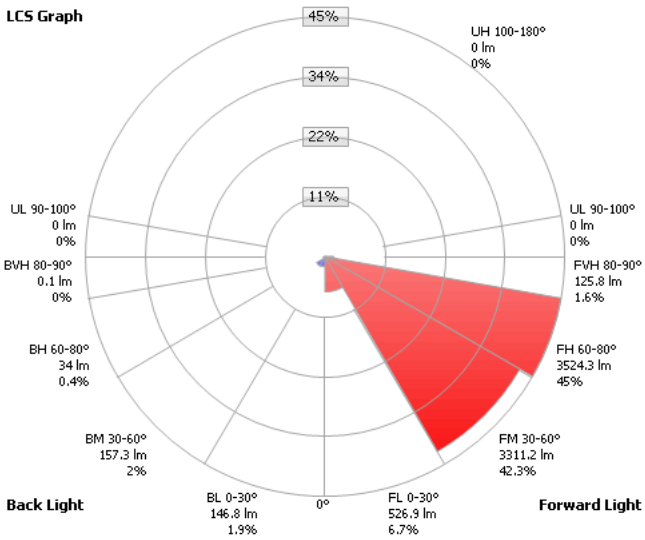

Scale = Max LCS %

Trapped Light: 0 lm, 0%

Candela Table - Type C

	0	15	25	35	45	55	65	75	85	90	105	115	125	135	145	155	165	175	180	195	205	215	225	235	245	255	265	275
0	1610	1610	1610	1610	1610	1610	1610	1610	1610	1610	1610	1610	1610	1610	1610	1610	1610	1610	1610	1610	1610	1610	1610	1610	1610	1610	1610	1610
5	1508	1570	1572	1600	1608	1643	1668	1679	1699	1709	1685	1608	1516	1416	1301	1241	1189	1140	1128	1117	1100	1100	1128	1131	1182	1201	1258	1316
10	1450	1541	1561	1625	1674	1750	1809	1851	1892	1895	1665	1372	1106	846	656	526	402	355	341	299	290	251	248	251	238	259	301	338
15	1416	1538	1592	1701	1809	1926	2035	2102	2146	2139	1570	1078	609	259	67	15	7	3	2	0	0	0	0	0	2	9	15	22
20	1427	1585	1674	1835	1979	2136	2283	2369	2424	2402	1416	675	118	18	4	0	0	0	0	0	0	0	0	0	0	0	3	9
25	1517	1717	1821	2006	2182	2399	2570	2673	2740	2649	1183	229	18	0	0	0	0	0	0	0	0	0	0	0	0	0	0	2
30	1703	1926	2032	2220	2430	2666	2870	2983	3025	2860	869	37	3	0	0	0	0	0	0	0	0	0	0	0	0	0	0	0
35	2044	2348	2431	2628	2777	2978	3191	3292	3309	3040	457	18	0	0	0	0	0	0	0	0	0	0	0	0	0	0	0	0
40	2867	3605	3496	3478	3493	3614	3660	3690	3654	3222	98	4	0	0	0	0	0	0	0	0	0	0	0	0	0	0	0	0
45	3891	5270	4982	4837	4660	4706	4865	4713	4388	3617	49	0	0	0	0	0	0	0	0	0	0	0	0	0	0	0	0	2
50	4907	6883	6583	6478	6189	6155	6790	6452	5438	4198	36	0	0	0	0	0	0	0	0	0	0	0	0	0	0	0	0	7
55	5871	8524	8305	8118	8147	8368	8639	7868	6000	4272	22	0	0	0	0	0	0	0	0	0	0	0	0	0	0	0	0	16
60	6276	9465	9407	9946	10593	10338	9391	7737	4725	2969	9	0	0	0	0	0	0	0	0	0	0	0	0	0	0	0	3	29
65	5707	9406	10115	11491	12033	9211	9440	9518	5595	2776	0	0	0	0	0	0	0	0	0	0	0	0	0	0	0	0	3	41
70	2987	5917	7951	11744	11013	8459	8647	8892	5233	1967	0	0	0	0	0	0	0	0	0	0	0	0	0	0	0	0	2	47
75	522	1677	3097	7648	10042	6065	4481	4243	2539	771	0	0	0	0	0	10	37	4	0	0	0	0	0	0	0	0	0	37
80	100	217	789	4667	4947	1733	609	278	154	52	0	0	0	0	0	0	0	0	0	0	0	0	0	0	0	0	0	20
85	34	62	544	725	332	183	81	41	34	6	0	0	0	0	0	0	0	0	0	0	0	0	0	0	0	0	0	4
90	0	0	0	0	0	0	0	0	0	0	0	0	0	0	0	0	0	0	0	0	0	0	0	0	0	0	0	0
95	0	0	0	0	0	0	0	0	0	0	0	0	0	0	0	0	0	0	0	0	0	0	0	0	0	0	0	0
100	0	0	0	0	0	0	0	0	0	0	0	0	0	0	0	0	0	0	0	0	0	0	0	0	0	0	0	0
105	0	0	0	0	0	0	0	0	0	0	0	0	0	0	0	0	0	0	0	0	0	0	0	0	0	0	0	0
110	0	0	0	0	0	0	0	0	0	0	0	0	0	0	0	0	0	0	0	0	0	0	0	0	0	0	0	0
115	0	0	0	0	0	0	0	0	0	0	0	0	0	0	0	0	0	0	0	0	0	0	0	0	0	0	0	0
120	0	0	0	0	0	0	0	0	0	0	0	0	0	0	0	0	0	0	0	0	0	0	0	0	0	0	0	0
125	0	0	0	0	0	0	0	0	0	0	0	0	0	0	0	0	0	0	0	0	0	0	0	0	0	0	0	0
130	0	0	0	0	0	0	0	0	0	0	0	0	0	0	0	0	0	0	0	0	0	0	0	0	0	0	0	0
135	0	0	0	0	0	0	0	0	0	0	0	0	0	0	0	0	0	0	0	0	0	0	0	0	0	0	0	0
140	0	0	0	0	0	0	0	0	0	0	0	0	0	0	0	0	0	0	0	0	0	0	0	0	0	0	0	0
145	0	0	0	0	0	0	0	0	0	0	0	0	0	0	0	0	0	0	0	0	0	0	0	0	0	0	0	0
150	0	0	0	0	0	0	0	0	0	0	0	0	0	0	0	0	0	0	0	0	0	0	0	0	0	0	0	0
155	0	0	0	0	0	0	0	0	0	0	0	0	0	0	0	0	0	0	0	0	0	0	0	0	0	0	0	0
160	0	0	0	0	0	0	0	0	0	0	0	0	0	0	0	0	0	0	0	0	0	0	0	0	0	0	0	0
165	0	0	0	0	0	0	0	0	0	0	0	0	0	0	0	0	0	0	0	0	0	0	0	0	0	0	0	0
170	0	0	0	0	0	0	0	0	0	0	0	0	0	0	0	0	0	0	0	0	0	0	0	0	0	0	0	0
175	0	0	0	0	0	0	0	0	0	0	0	0	0	0	0	0	0	0	0	0	0	0	0	0	0	0	0	0
180	0	0	0	0	0	0	0	0	0	0	0	0	0	0	0	0	0	0	0	0	0	0	0	0	0	0	0	0

› **Datasheet - AMENITY - DSX0**

DSX0.4.LA114.AY.C9



Product image may not represent the final configuration stated above.



T +44 (0)1908 649 292
E info@holophane.co.uk

Holophane Europe Limited
Bond Avenue, Milton Keynes
Buckinghamshire, MK11JG
United Kingdom

Product Specification

DSX0 Holophane Website

DSX0.4.LA114.AY.C9

Holophane DSX0 luminaire. Single-piece die-cast aluminium housing conforming to EN1706 AC-46500, with integral heat sink fins to optimise thermal management. LED light engine modules are IP66 with individual lenses (PMMA or silicone). Housing sealed to IP65 via hinged access door (two captive fixing screws). Installation via bespoke Holophane mounting feature for quick and easy installation. International Dark-Sky Association Approved (colour temperatures 3000K or warmer are approved under the IDA).
This specific SKU includes:

Product Website

• Series 4
• LED light engine producing c.11,000 lm with a nominal 4000K colour temperature
• Asymmetric light distribution
• Metallic Silver (RAL9006)

DSX1B.5.1A.LMZ.GV

Holophane tubular base compartment column for use with DSX1 Luminaires. 5 metre, Single head, For light & medium area wind zones (compliant to EN40).
• Bracket galvanised
• Direct embedment

Performance

Drive Current from Driver:	609mA
Power:	75W
Fitting Current:	0.34A
Fitting Inrush:	43A - 0.26ms
Number of Drivers:	1
1x Driver 1 Inrush:	43A - 0.26ms
Max Drivers per 16A Type B MCB:	10
Max Fittings per 16A Type B MCB:	10
Total Number of LEDs:	40
Minimum Dim Level:	8%
Optical Risk Group:	1
SDCM/MacAdam Ellipse:	5

8Kg

0.09M

Installation Guide

T +44 (0)1908 649 292
E info@holophane.co.uk

Holophane Europe Limited
Bond Avenue, Milton Keynes
Buckinghamshire, MK1 1JG
United Kingdom

Dimensions

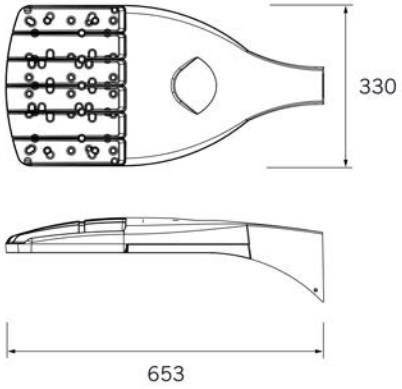

CIBSE TM66 - CEAM Rating



2.5 to 4.0	1.5 to 2.5	0.5 to 1.5	0 to 0.5
Excellent circularity	Definite/ substantial progress to circularity	Some circular economy functionality	Very poor circular economy performance

Assured Score

Photometry

IES File

Polar Plot

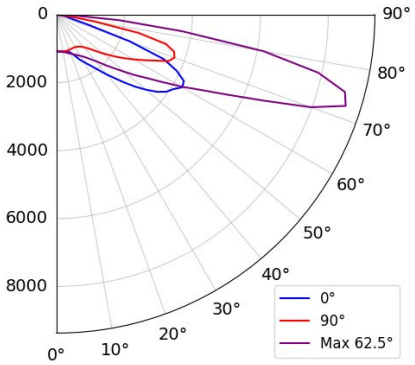

Isoilluminance Plot

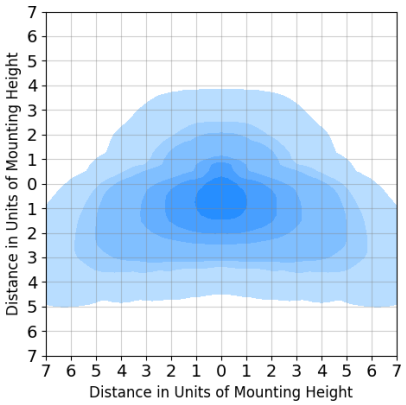

Lumens:	10,664
CCT:	4000K
CRI:	70
IES File:	DSX0.4.LA114.AY (TZ)

T +44 (0)1908 649 292
E info@holophane.co.uk

Holophane Europe Limited
Bond Avenue, Milton Keynes
Buckinghamshire, MK11JG
United Kingdom

LLMF Graph

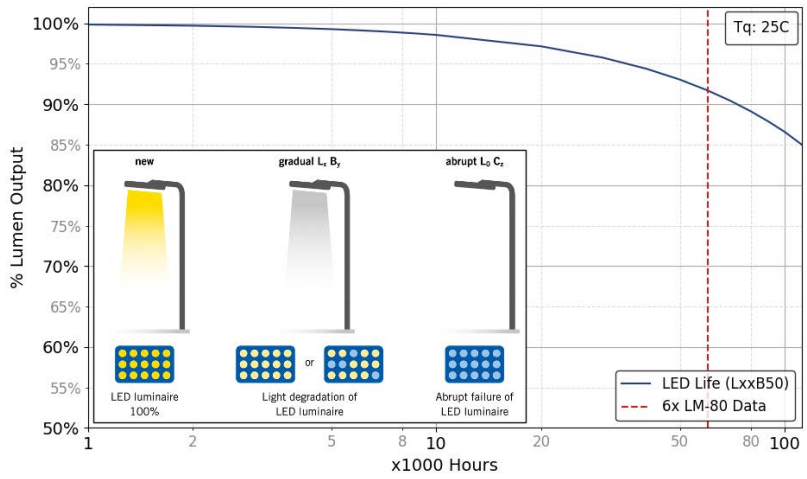

For reference purposes, the graph extrapolates beyond the recommend 6x LM-80 data in TM-21, which our calculations are based on.

Colour Temperatures

2700K

3000K

▶ 4000K

Colours

Selected Colour

C9 Metallic Silver (RAL9006)

Custom Colour Available

RAL**** Customer specified colour

*Choosing a custom colour may increase the cost and lead time.

Standard Colours Available

C1 Smooth White (RAL9016)

C4 graphite (RAL7011)

C6 Smooth Grey (RAL7035)

C7 Black (RAL9005)

C9 Metallic Silver (RAL9006)

Lumen data is considered to be representative of the configuration shown, and may vary, with a tolerance on flux of +/- 7% (typical of LED manufacturer's data) and luminaire power of +/- 5%.

The specifications of the Holophane luminaires represents typical values. All descriptions, illustrations, drawings and specifications in the Holophane catalogue, Datasheets and website represent only general particulars of the goods to which they apply and shall not form part of any contract. The company reserves the right to change specifications at its discretion without prior notification or public announcement.

T +44 (0)1908 649 292
E info@holophane.co.uk

Holophane Europe Limited
Bond Avenue, Milton Keynes
Buckinghamshire, MK1 1JG
United Kingdom

OUTDOOR PHOTOMETRIC REPORT
CATALOG: DSX0.4.LA114.AY (TZ)

Manufacturer:	HOLOPHANE EUROPE LIMITED
Test #:	ISF 221263 - SUM22016
Test Lab:	HOLOPHANE EUROPE LIMITED PHOTOMETRIC LAB
Test Date:	31 Oct 2023
Catalog:	DSX0.4.LA114.AY (TZ)
Description:	D-Series 0 - Area luminaire
Lamp Catalog:	LA114
Lamp:	LED C.11000 Lumens - 4000K
Lamp Output:	Total luminaire Lumens: 10664.6, absolute photometry *
Input Wattage:	75
Luminous Opening:	Rectangle (L: 0.2M, W: 0.3M)
Max Cd:	8,925.7 at Horizontal: 62.5°, Vertical: 72.5°
Roadway Class:	MEDIUM, TYPE IV

No Photo Available

Polar Candela

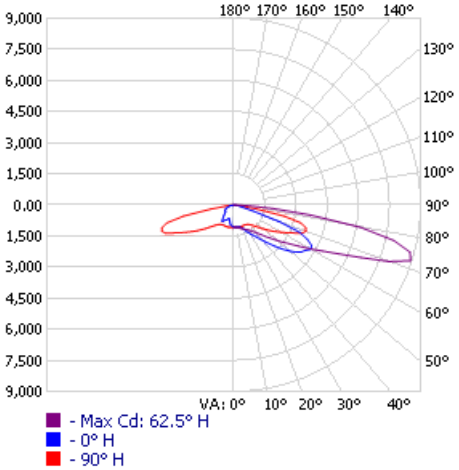

Isoilluminance

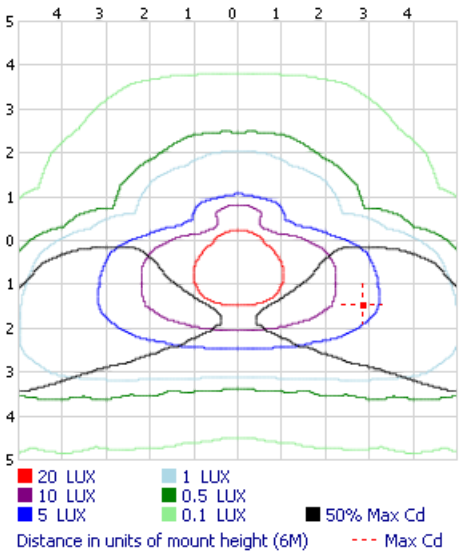

*Test based on absolute photometry where lamp lumens=lumens total.
*Cutoff Classification and efficiency cannot be properly calculated for absolute photometry.

Visual Photometric Tool 1.2.46 copyright 2026, Acuity Brands Lighting.
This Photometric report has been generated using methods recommended by the IESNA. Calculations are based on Photometric data provided by the manufacturer, and the accuracy of this Photometric report is dependent on the accuracy of the data provided. End-user environment and application (including, but not limited to, voltage variation and dirt accumulation) can cause actual Photometric performance to differ from the performance calculated using the data provided by the manufacturer. This report is provided without warranty as to accuracy, completeness, reliability or otherwise. In no event will Acuity Brands Lighting be responsible for any loss resulting from any use of this report.

Zonal Lumen Summary

Zone	Lumens	% Luminaire
0-30	878.3	8.2%
0-40	1,656.8	15.5%
0-60	4,831.7	45.3%
60-90	5,832.9	54.7%
70-100	2,982.1	28%
90-120	0.000	0%
0-90	10,664.6	100%
90-180	0.000	0%
0-180	10,664.6	100%

Lumens Per Zone

Zone	Lumens	% Total	Zone	Lumens	% Total
0-10	101.1	0.9%	90-100	0.000	0%
10-20	290.3	2.7%	100-110	0.000	0%
20-30	486.9	4.6%	110-120	0.000	0%
30-40	778.5	7.3%	120-130	0.000	0%
40-50	1,224.2	11.5%	130-140	0.000	0%
50-60	1,950.7	18.3%	140-150	0.000	0%
60-70	2,850.8	26.7%	150-160	0.000	0%
70-80	2,441.5	22.9%	160-170	0.000	0%
80-90	540.6	5.1%	170-180	0.000	0%

Roadway Summary

Distribution:	TYPE IV, MEDIUM	
Max Cd, 90 Deg Vert:	0.000	
Max Cd, 80 to <90 Deg:	6,188.4	
	Lumens	% Lamp
Downward Street Side:	8,662.5	81.2%
Downward House Side:	2,001.6	18.8%
Downward Total:	10,664.1	100%
Upward Street Side:	0.000	0%
Upward House Side:	0.000	0%
Upward Total:	0.000	0%
Total Lumens:	10,664.1	100%

LCS Table

BUG Rating	**B2 - U0 - G3**	
Forward Light	Lumens	Lumens %
Low(0-30):	516.6	4.8%
Medium(30-60):	3,060.4	28.7%
High(60-80):	4,649.9	43.6%
Very High(80-90):	435.7	4.1%
Back Light		
Low(0-30):	361.7	3.4%
Medium(30-60):	891.8	8.4%
High(60-80):	644.7	6%
Very High(80-90):	103.5	1%
Uplight		
Low(90-100):	0.000	0%
High(100-180):	0.000	0%
Trapped Light:	0.5	0%

LCS Graph

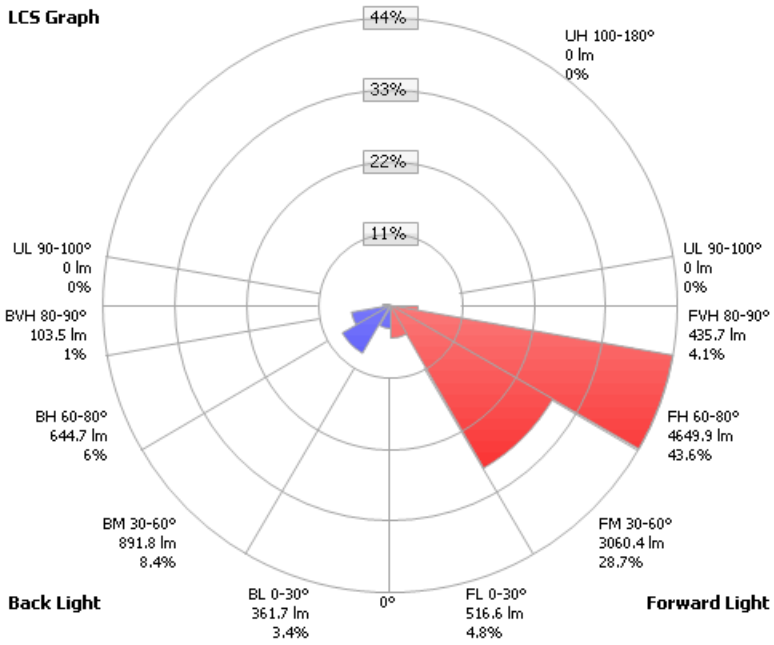

Scale = Max LCS %

Trapped Light: 0.5 lm, 0%

Candela Table - Type C

	0	15	25	35	45	55	65	75	85	90	105	115	125	135	145	155	165	175	180
0	1071	1071	1071	1071	1071	1071	1071	1071	1071	1071	1071	1071	1071	1071	1071	1071	1071	1071	1071
5	1085	1085	1085	1089	1092	1093	1095	1092	1089	1082	1068	1057	1040	1033	1023	1015	1009	1006	1004
10	1095	1095	1098	1104	1107	1114	1116	1114	1104	1092	1057	1028	1006	990	980	969	957	951	951
15	1110	1114	1117	1132	1144	1156	1159	1153	1125	1101	1037	1003	972	923	857	814	789	773	776
20	1186	1178	1175	1183	1192	1213	1226	1204	1140	1100	1017	961	853	753	696	683	693	697	699
25	1368	1347	1320	1299	1290	1293	1299	1254	1143	1092	982	851	694	645	670	718	756	779	782
30	1606	1594	1555	1513	1459	1421	1389	1315	1162	1101	930	702	594	627	706	773	817	840	843
35	1878	1861	1835	1813	1721	1609	1523	1413	1235	1146	856	603	560	632	753	881	942	967	970
40	2294	2255	2219	2185	2075	1906	1740	1594	1382	1248	780	556	578	758	804	801	811	804	803
45	2820	2790	2696	2621	2522	2311	2076	1899	1657	1443	783	559	725	731	702	669	645	645	645
50	3431	3406	3324	3184	3017	2800	2560	2372	2062	1767	843	659	723	728	643	562	533	526	529
55	3951	4016	4022	3945	3721	3484	3200	3007	2573	2165	903	702	740	728	575	514	503	499	498
60	4273	4492	4746	4785	4734	4506	4105	3866	3259	2632	871	712	760	658	526	504	482	479	480
65	3901	4308	4876	5569	6179	5947	5507	5135	4217	3195	760	709	710	581	449	453	444	415	410
70	2295	2924	3917	5073	6697	7990	7738	6814	5320	3694	590	608	543	425	415	402	354	322	311
75	456	616	1066	2394	5214	7585	8825	7310	5187	3336	455	479	364	366	364	300	246	233	230
80	255	332	453	715	1540	4863	6142	4165	1871	1119	362	378	322	311	303	268	255	156	86
85	94	137	185	281	431	1277	1741	1006	359	180	233	294	316	284	227	190	134	32	0
90	0	0	0	0	0	0	0	0	0	0	0	0	0	0	0	0	0	0	0
95	0	0	0	0	0	0	0	0	0	0	0	0	0	0	0	0	0	0	0
100	0	0	0	0	0	0	0	0	0	0	0	0	0	0	0	0	0	0	0
105	0	0	0	0	0	0	0	0	0	0	0	0	0	0	0	0	0	0	0
110	0	0	0	0	0	0	0	0	0	0	0	0	0	0	0	0	0	0	0
115	0	0	0	0	0	0	0	0	0	0	0	0	0	0	0	0	0	0	0
120	0	0	0	0	0	0	0	0	0	0	0	0	0	0	0	0	0	0	0
125	0	0	0	0	0	0	0	0	0	0	0	0	0	0	0	0	0	0	0
130	0	0	0	0	0	0	0	0	0	0	0	0	0	0	0	0	0	0	0
135	0	0	0	0	0	0	0	0	0	0	0	0	0	0	0	0	0	0	0
140	0	0	0	0	0	0	0	0	0	0	0	0	0	0	0	0	0	0	0
145	0	0	0	0	0	0	0	0	0	0	0	0	0	0	0	0	0	0	0
150	0	0	0	0	0	0	0	0	0	0	0	0	0	0	0	0	0	0	0
155	0	0	0	0	0	0	0	0	0	0	0	0	0	0	0	0	0	0	0
160	0	0	0	0	0	0	0	0	0	0	0	0	0	0	0	0	0	0	0
165	0	0	0	0	0	0	0	0	0	0	0	0	0	0	0	0	0	0	0
170	0	0	0	0	0	0	0	0	0	0	0	0	0	0	0	0	0	0	0
175	0	0	0	0	0	0	0	0	0	0	0	0	0	0	0	0	0	0	0
180	0	0	0	0	0	0	0	0	0	0	0	0	0	0	0	0	0	0	0

› **Datasheet**

DSX1B.5.1A.LMZ.GV



Holophane products that are suitable

CityMax
Denver Elite pole
D-Series
Factor
Factor small
V-Max

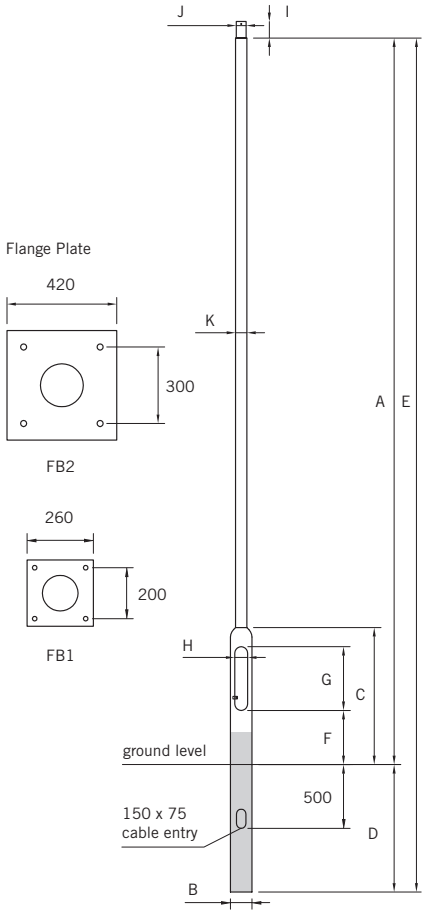

	Nominal Height	Base Diameter*	Base Height	Planting Depth	Overall Length	Door to Ground	Door Opening Length	Door Opening Width	Spigot Length*	Spigot Diameter*	Shaft Diameter*	Weight kg*	Bending Moment (ULS) Nm
description	**A**	**B**	**C**	**D**	**E**	**F**	**G**	**H**	**I**	**J**	**K**		
2.5m standard duty	2500	140	1075	800	3300	400	500	100	-	-	76	27	2100
3m standard duty	3000	140	1075	800	3800	400	500	100	-	-	76	30	4666
3.5m standard duty	3500	140	1075	800	4300	400	500	100	-	-	76	32	2100
4m standard duty	4000	140	1075	800	4800	400	500	100	-	-	76	34	6484
4.5m standard duty	4500	140	1075	800	5300	400	500	100	-	-	76	37	5108
5m standard duty	5000	140	1075	800	5800	400	500	100	-	-	76	39	6149
5.5m standard duty	5500	140	1075	1000	6500	400	500	100	-	-	76	44	6003
6m standard duty	6000	140	1075	1000	7000	400	500	100	-	-	76	46	5999
6m heavy duty	5700	168	1200	1000	6700	400	600	115	130	76	89	71	10404
8m standard duty	7700	168	1200	1200	8900	400	600	115	130	76	89	89	10072
8m heavy duty	7700	168	1300	1200	9000	500	600	115	250	101	114	107	15699
8m extra heavy duty	7700	194	1300	1200	9000	500	600	115	250	127	140	136	18973
10m standard duty	9700	168	1300	1500	11200	500	600	115	250	101	114	150	18067
10m heavy duty	9700	194	1300	1500	11200	500	600	115	250	127	140	168	23193
10m extra heavy duty	9700	194	1300	1500	11200	500	600	115	250	152	168	220	28317
12m standard duty	11700	194	1300	1700	13400	500	600	115	250	127	140	213	26251
12m heavy duty	11700	194	1300	1700	13400	500	600	115	250	127	168	260	40390

* Exclusion TBC

2.5-6m std Poles	**Flange Plate FB1**	**Bolts**	M18 x 400
8-12m std Poles	**Flange Plate FB2**	**Bolts**	M24 x 820

Flange Plate and Anchor Bolt information will be confirmed at time of order due to the necessity in ensuring the correct plate and Anchor Bolts are supplied.

Column type to be confirmed at time of order as this is based on luminaire weight, windage and geographical location.

stepped steel - CityMax Large only

post top

	Nominal Height	Base Diameter	Base Height	Planting Depth	Overall Length	Door to Ground	Door Opening Length	Door Opening Width	Spigot Length	Spigot Diameter	Shaft Diameter	Weight kg	Bending Moment (ULS) Nm
description	**A**	**B**	**C**	**D**	**E**	**F**	**G**	**H**	**I**	**J**	**K**		
6m	6000	140	1075	1000	7000	400	500	115	-	-	-	46	5999
8m	7700	168	1300	1200	9000	500	600	115	100	76	114	107	15699
10m	9700	168	1300	1500	11200	500	600	115	100	76	114	150	18067
12m	11700	194	1300	1700	13400	500	600	115	100	76	140	168	26251
15m	14700	194	1200	2000	17000	400	600	115	100	76	168	306	40300

twin head

	Nominal Height	Base Diameter	Base Height	Planting Depth	Overall Length	Door to Ground	Door Opening Length	Door Opening Width	Spigot Length	Spigot Diameter	Shaft Diameter	Weight kg	Bending Moment (ULS) Nm
description	**A**	**B**	**C**	**D**	**E**	**F**	**G**	**H**	**I**	**J**	**K**		
8m	7400	194	1200	1200	8800	400	600	115	200	127	139.7	125	22610
10m	9400	194	1200	1500	11100	400	600	115	200	152.4	168.3	208	39131
12m	11400	194	2500	1700	13300	1000	600	115	200	152.4	168.3	295	41585

Note: For Terrain Category 2 locations LMZ, HVZ & HEZ

For columns supplied with optional flange base Holophane offers two types of foundation bolts.

Note: The material used for the bolts is Fe E500 grade steel, with yield strength 500 N/mm2 and minimum UTS 550 N/mm2.

HEL.FS1 M18 Bolts (FS1) x 400 mm long
HEL.FS2 M24 Bolts (FS2) x 820 mm long

.FS1

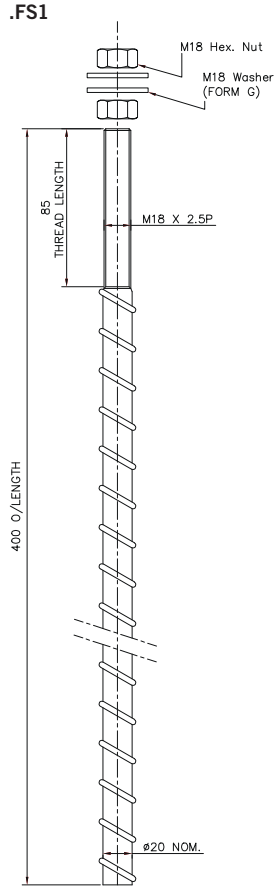

.FS2

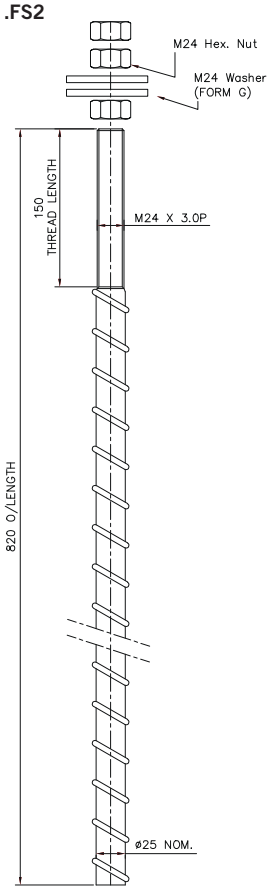

T +44 (0)1908 649 292
E info@holophane.co.uk

Holophane Europe Limited
Bond Avenue, Milton Keynes
Buckinghamshire, MK1 1JG
United Kingdom

› **Datasheet - AMENITY - WAP**

WAP.1.LA084.HA.C9.CTR



Product image may not represent the final configuration stated above.



https://holophane.co.uk

T +44 (0)1908 649 292
E info@holophane.co.uk

Holophane Europe Limited
Bond Avenue, Milton Keynes
Buckinghamshire, MK11JG
United Kingdom

Product Specification

WAP Holophane Website

Holophane Wallpack LED bulkhead luminaire, manufactured from marine grade die-cast aluminium with integrated thermal management design. LED light engine modules are IP65 with individual PMMA lenses. Luminaire housing sealed to IP65 and suitable for wall mounting with rear, top, bottom and side via threaded 3/4 inch cable entry/exit points. International Dark-Sky Association Approved (colour temperatures 3000K or warmer are approved under the IDA)
This specific SKU includes:

- Series 1
- LED light engine producing c.8,000 lm with a nominal 4000°K colour temperature
- High beam asymmetric distribution
- Metallic Silver (RAL9006)
- Conduit Thread Reducer Adapter from 3/4 inch NPT to 20mm (2 supplied in box)

Product Website

Performance

Drive Current from Driver:	975mA
Power:	63W
Fitting Current:	0.28A
Power Factor:	0.97
Fitting Inrush:	43A - 0.26ms
Number of Drivers:	1
1x Driver 1 Inrush:	43A - 0.26ms
Max Drivers per 16A Type B MCB:	10
Max Fittings per 16A Type B MCB:	10
Total Number of LEDs:	20
Minimum Dim Level:	10%
SDCM/MacAdam Ellipse:	7
Energy Class:	D

10Kg

Installation Guide

Dimensions

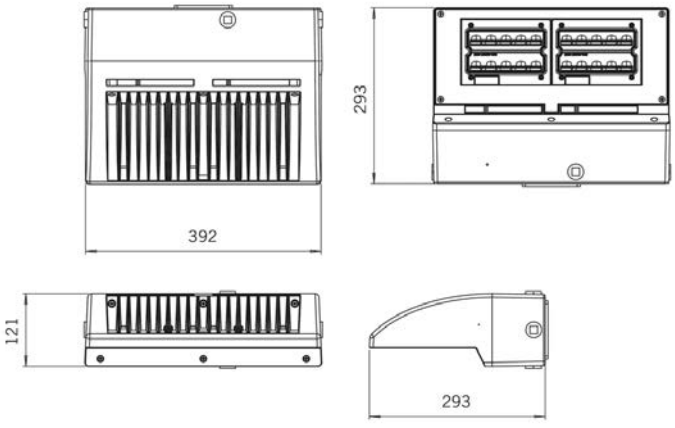

CIBSE TM66 - CEAM Rating

2.4*

2.5 to 4.0	1.5 to 2.5	0.5 to 1.5	0 to 0.5
Excellent circularity	Definite/ substantial progress to circularity	Some circular economy functionality	Very poor circular economy performance

*Preliminary Score

T +44 (0)1908 649 292
E info@holophane.co.uk

Holophane Europe Limited
Bond Avenue, Milton Keynes
Buckinghamshire, MK1 1JG
United Kingdom

Photometry

IES File

Polar Plot

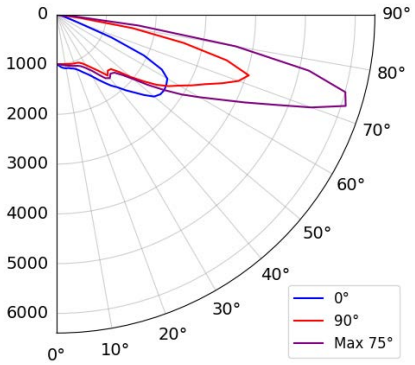

Isoilluminance Plot

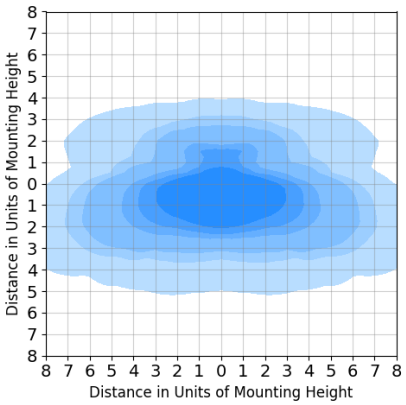

Lumens:	7,359
CCT:	4000K
CRI:	70
IES File:	WAP.1.LA084.HA

LLMF Graph

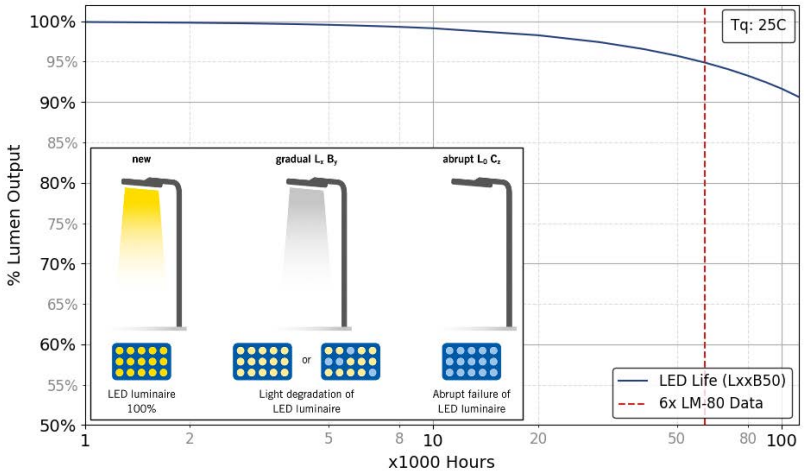

For reference purposes, the graph extrapolates beyond the recommend 6x LM-80 data in TM-21, which our calculations are based on.

Colour Temperatures

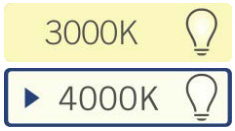

T +44 (0)1908 649 292
E info@holophane.co.uk

Holophane Europe Limited
Bond Avenue, Milton Keynes
Buckinghamshire, MK11JG
United Kingdom

Colours

Selected Colour

C9 Metallic Silver (RAL9006)

Custom Colour Available

RAL**** Customer specified colour

*Choosing a custom colour may increase the cost and lead time.

Standard Colours Available

C1 Smooth White (RAL9016)

C4 graphite (RAL7011)

C6 Smooth Grey (RAL7035)

C7 Black (RAL9005)

C9 Metallic Silver (RAL9006)

Lumen data is considered to be representative of the configuration shown, and may vary, with a tolerance on flux of +/- 7% (typical of LED manufacturer's data) and luminaire power of +/- 5%.

The specifications of the Holophane luminaires represents typical values. All descriptions, illustrations, drawings and specifications in the Holophane catalogue, Datasheets and website represent only general particulars of the goods to which they apply and shall not form part of any contract. The company reserves the right to change specifications at its discretion without prior notification or public announcement.

T +44 (0)1908 649 292
E info@holophane.co.uk

Holophane Europe Limited
Bond Avenue, Milton Keynes
Buckinghamshire, MK1 1JG
United Kingdom

OUTDOOR PHOTOMETRIC REPORT
CATALOG: WAP.1.LA084.HA

Manufacturer:	HOLOPHANE EUROPE LIMITED
Test #:	ISF 35530P15 - SUM20003
Test Lab:	ACUITY BRANDS LIGHTING - CONYERS LAB - SCALED PHOTOMETRY
Test Date:	15 JAN 2020
Catalog:	WAP.1.LA084.HA
Description:	WALLPACK
Lamp Catalog:	LA084
Lamp:	LED C.8000LM-4000K
Lamp Output:	Total luminaire Lumens: 7359.4, absolute photometry *
Input Wattage:	63
Luminous Opening:	Rectangle (L: 0.16M, W: 0.39M)
Max Cd:	6,090.0 at Horizontal: 75°, Vertical: 72.5°
Roadway Class:	MEDIUM, TYPE III

No Photo Available

Polar Candela

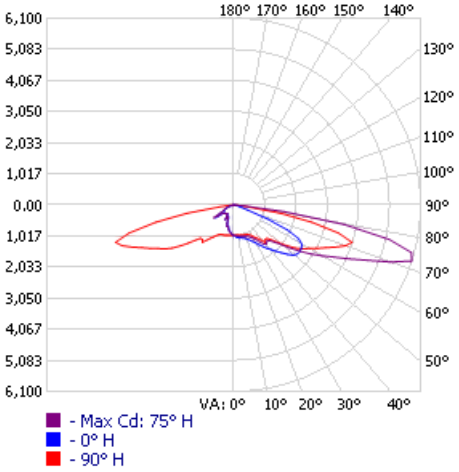

Isoilluminance

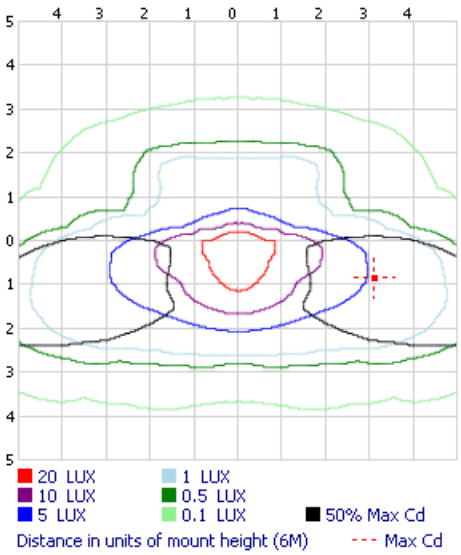

*Test based on absolute photometry where lamp lumens=lumens total.
*Cutoff Classification and efficiency cannot be properly calculated for absolute photometry.

Visual Photometric Tool 1.2.46 copyright 2026, Acuity Brands Lighting.
This Photometric report has been generated using methods recommended by the IESNA. Calculations are based on Photometric data provided by the manufacturer, and the accuracy of this Photometric report is dependent on the accuracy of the data provided. End-user environment and application (including, but not limited to, voltage variation and dirt accumulation) can cause actual Photometric performance to differ from the performance calculated using the data provided by the manufacturer. This report is provided without warranty as to accuracy, completeness, reliability or otherwise. In no event will Acuity Brands Lighting be responsible for any loss resulting from any use of this report.

Zonal Lumen Summary

Zone	Lumens	% Luminaire
0-30	808.0	11%
0-40	1,476.1	20.1%
0-60	3,881.1	52.7%
60-90	3,478.3	47.3%
70-100	1,663.4	22.6%
90-120	0.000	0%
0-90	7,359.4	100%
90-180	0.000	0%
0-180	7,359.4	100%

Lumens Per Zone

Zone	Lumens	% Total	Zone	Lumens	% Total
0-10	94.9	1.3%	90-100	0.000	0%
10-20	275.3	3.7%	100-110	0.000	0%
20-30	437.8	5.9%	110-120	0.000	0%
30-40	668.1	9.1%	120-130	0.000	0%
40-50	971.9	13.2%	130-140	0.000	0%
50-60	1,433.1	19.5%	140-150	0.000	0%
60-70	1,814.9	24.7%	150-160	0.000	0%
70-80	1,443.8	19.6%	160-170	0.000	0%
80-90	219.6	3.0%	170-180	0.000	0%

Roadway Summary

Distribution:	TYPE III, MEDIUM	
Max Cd, 90 Deg Vert:	0.000	
Max Cd, 80 to <90 Deg:	3,799.3	
	Lumens	% Lamp
Downward Street Side:	5,698.5	77.4%
Downward House Side:	1,660.2	22.6%
Downward Total:	7,358.7	100%
Upward Street Side:	0.000	0%
Upward House Side:	0.000	0%
Upward Total:	0.000	0%
Total Lumens:	7,358.7	100%

LCS Table

BUG Rating	**B2 - U0 - G2**	
Forward Light	Lumens	Lumens %
Low(0-30):	490.0	6.7%
Medium(30-60):	2,344.3	31.9%
High(60-80):	2,690.8	36.6%
Very High(80-90):	173.4	2.4%
Back Light		
Low(0-30):	318.0	4.3%
Medium(30-60):	728.2	9.9%
High(60-80):	569.1	7.7%
Very High(80-90):	45.0	0.6%
Uplight		
Low(90-100):	0.000	0%
High(100-180):	0.000	0%
Trapped Light:	0.7	0%

LCS Graph

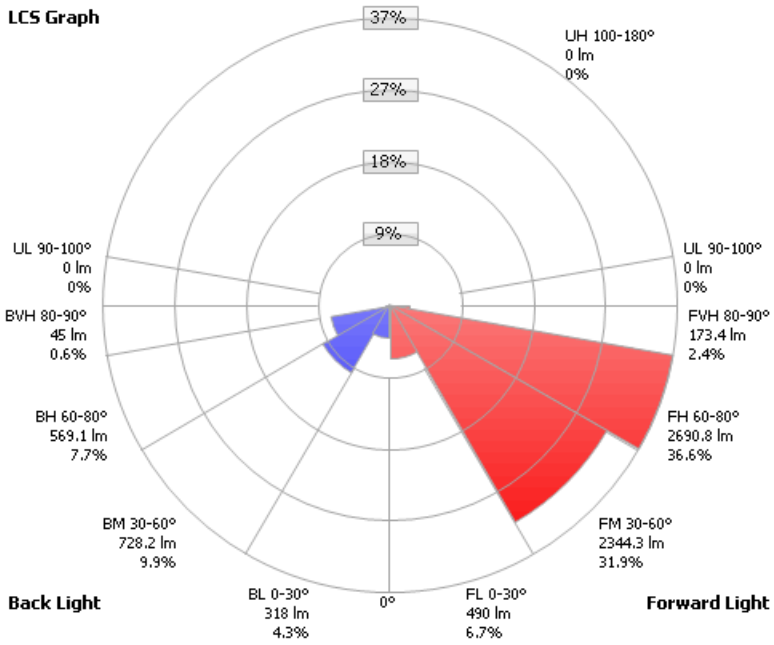

Scale = Max LCS %

Trapped Light: 0.7 lm, 0%

Candela Table - Type C

	0	15	25	35	45	55	65	75	85	90	105	115	125	135	145	155	165	175	180
0	996	996	996	996	996	996	996	996	996	996	996	996	996	996	996	996	996	996	996
5	1057	1061	1056	1047	1039	1029	1022	1006	996	995	981	972	966	958	949	939	937	932	932
10	1093	1096	1095	1087	1075	1066	1056	1034	1011	1004	970	946	920	899	884	868	860	850	851
15	1117	1116	1115	1111	1106	1100	1083	1062	1034	1024	968	922	883	841	792	725	708	709	704
20	1165	1176	1176	1171	1160	1141	1121	1093	1058	1040	955	887	801	704	708	677	644	626	614
25	1279	1285	1269	1255	1235	1204	1170	1139	1093	1062	947	832	656	565	491	443	424	417	414
30	1431	1417	1393	1366	1328	1298	1275	1257	1209	1160	960	703	505	437	414	496	558	541	545
35	1662	1651	1586	1518	1456	1417	1413	1466	1405	1330	972	593	450	499	473	374	362	358	356
40	1903	1875	1814	1743	1673	1584	1593	1663	1580	1595	1022	568	539	425	355	357	360	362	362
45	2208	2151	2055	1949	1856	1810	1757	1645	1645	1543	878	619	456	357	360	371	382	402	404
50	2556	2452	2325	2197	2088	1946	1917	2009	2091	1945	820	521	374	377	393	405	403	391	391
55	2641	2611	2556	2487	2394	2233	2306	2636	2748	2454	755	452	373	403	439	498	631	720	722
60	2569	2548	2596	2705	2770	2626	2929	3312	3323	2847	648	429	390	585	721	768	487	401	390
65	1936	2065	2302	2672	3080	3332	3803	4167	3995	3299	560	427	481	728	715	437	339	300	294
70	474	712	1054	1777	2787	4150	4984	5444	5053	3888	418	404	541	652	378	278	211	196	196
75	185	245	366	558	1233	3490	5494	6006	5074	3541	364	378	414	262	194	134	105	77	75
80	92	118	173	232	358	977	2948	3657	2568	1551	438	367	218	75	34	17	10	10	10
85	30	31	36	56	89	140	219	350	256	150	253	156	63	23	10	4	0	0	0
90	0	0	0	0	0	0	0	0	0	0	0	0	0	0	0	0	0	0	0
95	0	0	0	0	0	0	0	0	0	0	0	0	0	0	0	0	0	0	0
100	0	0	0	0	0	0	0	0	0	0	0	0	0	0	0	0	0	0	0
105	0	0	0	0	0	0	0	0	0	0	0	0	0	0	0	0	0	0	0
110	0	0	0	0	0	0	0	0	0	0	0	0	0	0	0	0	0	0	0
115	0	0	0	0	0	0	0	0	0	0	0	0	0	0	0	0	0	0	0
120	0	0	0	0	0	0	0	0	0	0	0	0	0	0	0	0	0	0	0
125	0	0	0	0	0	0	0	0	0	0	0	0	0	0	0	0	0	0	0
130	0	0	0	0	0	0	0	0	0	0	0	0	0	0	0	0	0	0	0
135	0	0	0	0	0	0	0	0	0	0	0	0	0	0	0	0	0	0	0
140	0	0	0	0	0	0	0	0	0	0	0	0	0	0	0	0	0	0	0
145	0	0	0	0	0	0	0	0	0	0	0	0	0	0	0	0	0	0	0
150	0	0	0	0	0	0	0	0	0	0	0	0	0	0	0	0	0	0	0
155	0	0	0	0	0	0	0	0	0	0	0	0	0	0	0	0	0	0	0
160	0	0	0	0	0	0	0	0	0	0	0	0	0	0	0	0	0	0	0
165	0	0	0	0	0	0	0	0	0	0	0	0	0	0	0	0	0	0	0
170	0	0	0	0	0	0	0	0	0	0	0	0	0	0	0	0	0	0	0
175	0	0	0	0	0	0	0	0	0	0	0	0	0	0	0	0	0	0	0
180	0	0	0	0	0	0	0	0	0	0	0	0	0	0	0	0	0	0	0

› **Datasheet - EXTERNAL - DWL**

DWL.1.LA024.FW.C9.W011



Product image may not represent the final configuration stated above.



T +44 (0)1908 649 292
E info@holophane.co.uk

Holophane Europe Limited
Bond Avenue, Milton Keynes
Buckinghamshire, MK1 1JG
United Kingdom

Product Specification

DWL Holophane Website

Holophane Denver iD: Wall consists of a 2-part body and a removable LED module manufactured from LM6 marine grade die-cast aluminum with integrated thermal management properties. The LED module optical arrangement consists of LEDs with individual PMMA optical lenses surrounded by a patented white Transition Zone to reduce perceived glare. This is sealed behind high-transparency 'hydrophilic' glass. Both luminaire body and LED module are sealed to IP65 and rated IK10. Drivers and LED are mounted separately from each other to promote low operating temperatures and long system life. Mounting of the lumianire is facilitated by mounting the back casting of luminaire to suitable surface. Cable entry and termination to the luminaire is a via an 2 x IP65 M20 cable gland. International Dark-Sky Association Approved (colour temperatures 3000K or warmer are approved under the IDA).
This specific SKU includes:

Product Website

• Series 1
• LED light engine producing c.2,000 lm with a nominal 4000°K colour temperature
• Forward throw light distribution
• Metallic Silver (RAL9006)
• 11W

Performance

Drive Current from Driver:	360mA
Power:	10.3W
Fitting Current:	0.05A
Power Factor:	0.97
Fitting Inrush:	15A - 0.36ms
Number of Drivers:	1
1x Driver 1 Inrush:	15A - 0.36ms
Max Drivers per 16A Type B MCB:	23
Max Fittings per 16A Type B MCB:	23
Total Number of LEDs:	8
Minimum Dim Level:	19%
THDi:	8.5
SVM:	0.07
Pst LM:	0.12
Optical Risk Group:	1
SDCM/MacAdam Ellipse:	5

6.5Kg

Installation Guide

T +44 (0)1908 649 292
E info@holophane.co.uk

Holophane Europe Limited
Bond Avenue, Milton Keynes
Buckinghamshire, MK1 1JG
United Kingdom

Dimensions

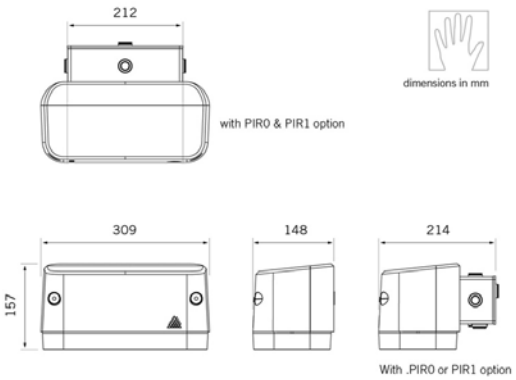

CIBSE TM66 - CEAM Rating



2.5 to 4.0	1.5 to 2.5	0.5 to 1.5	0 to 0.5
Excellent circularity	Definite/ substantial progress to circularity	Some circular economy functionality	Very poor circular economy performance

Assured Score

Photometry

IES File

Polar Plot

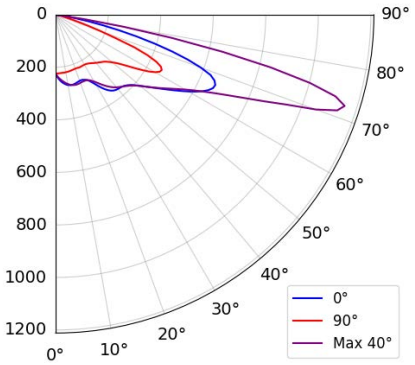

Isoilluminance Plot

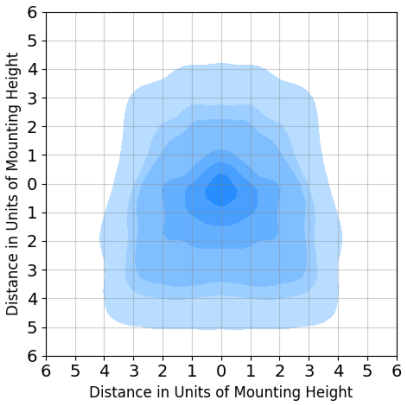

Lumens:	1,506
CCT:	4000K
CRI:	70
IES File:	DWL.1.LA024.FW.W011
G-Class:	G*1 Imax @ ⊠ 70°: 766 Imax @ ⊠ 80°: 174 Imax @ ⊠ 90°: 0

T +44 (0)1908 649 292
E info@holophane.co.uk

Holophane Europe Limited
Bond Avenue, Milton Keynes
Buckinghamshire, MK11JG
United Kingdom

LLMF Graph

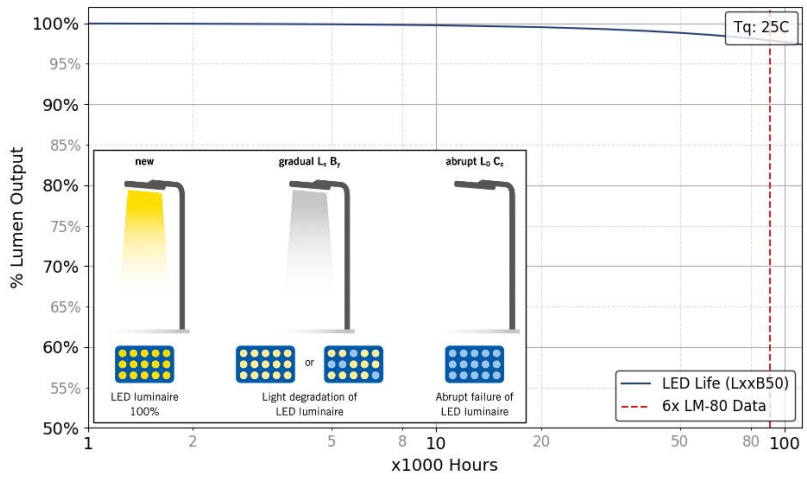

For reference purposes, the graph extrapolates beyond the recommend 6x LM-80 data in TM-21, which our calculations are based on.

Colour Temperatures

2700K

3000K

▶ 4000K

Colours

Selected Colour

C9 Metallic Silver (RAL9006)

Custom Colour Available

RAL**** Customer specified colour

*Choosing a custom colour may increase the cost and lead time.

Standard Colours Available

C1 Smooth White (RAL9016)

C4 graphite (RAL7011)

C6 Smooth Grey (RAL7035)

C7 Black (RAL9005)

C9 Metallic Silver (RAL9006)

Lumen data is considered to be representative of the configuration shown, and may vary, with a tolerance on flux of +/- 7% (typical of LED manufacturer's data) and luminaire power of +/- 5%.

The specifications of the Holophane luminaires represents typical values. All descriptions, illustrations, drawings and specifications in the Holophane catalogue, Datasheets and website represent only general particulars of the goods to which they apply and shall not form part of any contract. The company reserves the right to change specifications at its discretion without prior notification or public announcement.

T +44 (0)1908 649 292
E info@holophane.co.uk

Holophane Europe Limited
Bond Avenue, Milton Keynes
Buckinghamshire, MK1 1JG
United Kingdom

OUTDOOR PHOTOMETRIC REPORT
CATALOG: DWL.1.LA024.FW.W011

Manufacturer:	HOLOPHANE EUROPE LIMITED
Test #:	B20190 - SUM20025
Test Lab:	HOLOPHANE EUROPE LIMITED PHOTOMETRIC LAB
Test Date:	25 Nov 2020
Catalog:	DWL.1.LA024.FW.W011
Description:	Denver iD Wall
Lamp Catalog:	LA024
Lamp:	LED C.2,000 Lumens
Lamp Output:	Total luminaire Lumens: 1505.9, absolute photometry *
Input Wattage:	10.3
Luminous Opening:	Rectangle (L: 0.15M, W: 0.31M)
Max Cd:	1,153.9 at Horizontal: 40°, Vertical: 72.5°
Roadway Class:	SHORT, TYPE IV

No Photo Available

Polar Candela

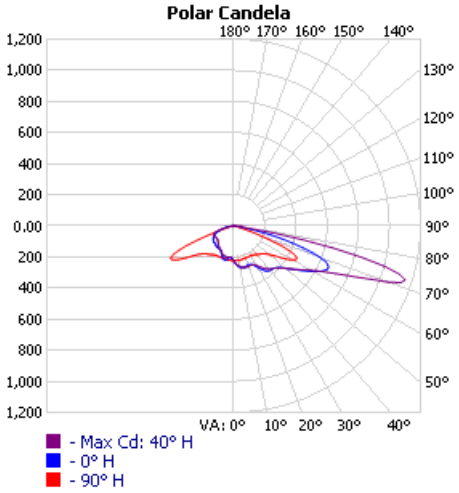

Isoilluminance



*Test based on absolute photometry where lamp lumens=lumens total.
*Cutoff Classification and efficiency cannot be properly calculated for absolute photometry.

Visual Photometric Tool 1.2.46 copyright 2026, Acuity Brands Lighting.
This Photometric report has been generated using methods recommended by the IESNA. Calculations are based on Photometric data provided by the manufacturer, and the accuracy of this Photometric report is dependent on the accuracy of the data provided. End-user environment and application (including, but not limited to, voltage variation and dirt accumulation) can cause actual Photometric performance to differ from the performance calculated using the data provided by the manufacturer. This report is provided without warranty as to accuracy, completeness, reliability or otherwise. In no event will Acuity Brands Lighting be responsible for any loss resulting from any use of this report.

Zonal Lumen Summary

Zone	Lumens	% Luminaire
0-30	194.8	12.9%
0-40	347.8	23.1%
0-60	835.5	55.5%
60-90	670.5	44.5%
70-100	276.1	18.3%
90-120	0.000	0%
0-90	1,505.9	100%
90-180	0.000	0%
0-180	1,505.9	100%

Lumens Per Zone

Zone	Lumens	% Total	Zone	Lumens	% Total
0-10	21.8	1.4%	90-100	0.000	0%
10-20	66.9	4.4%	100-110	0.000	0%
20-30	106.2	7.1%	110-120	0.000	0%
30-40	152.9	10.2%	120-130	0.000	0%
40-50	202.4	13.4%	130-140	0.000	0%
50-60	285.3	18.9%	140-150	0.000	0%
60-70	394.4	26.2%	150-160	0.000	0%
70-80	257.1	17.1%	160-170	0.000	0%
80-90	19.0	1.3%	170-180	0.000	0%

Roadway Summary

Distribution:	TYPE IV, SHORT	
Max Cd, 90 Deg Vert:	0.000	
Max Cd, 80 to <90 Deg:	262.7	
	Lumens	% Lamp
Downward Street Side:	1,109.1	73.6%
Downward House Side:	396.9	26.4%
Downward Total:	1,506.0	100%
Upward Street Side:	0.000	0%
Upward House Side:	0.000	0%
Upward Total:	0.000	0%
Total Lumens:	1,506.0	100%

LCS Table

BUG Rating	**B1 - U0 - G1**	
Forward Light	Lumens	Lumens %
Low(0-30):	111.9	7.4%
Medium(30-60):	450.7	29.9%
High(60-80):	534.0	35.5%
Very High(80-90):	12.5	0.8%
Back Light		
Low(0-30):	83.0	5.5%
Medium(30-60):	189.8	12.6%
High(60-80):	117.8	7.8%
Very High(80-90):	6.4	0.4%
Uplight		
Low(90-100):	0.000	0%
High(100-180):	0.000	0%
Trapped Light:	0.000	0%

LCS Graph

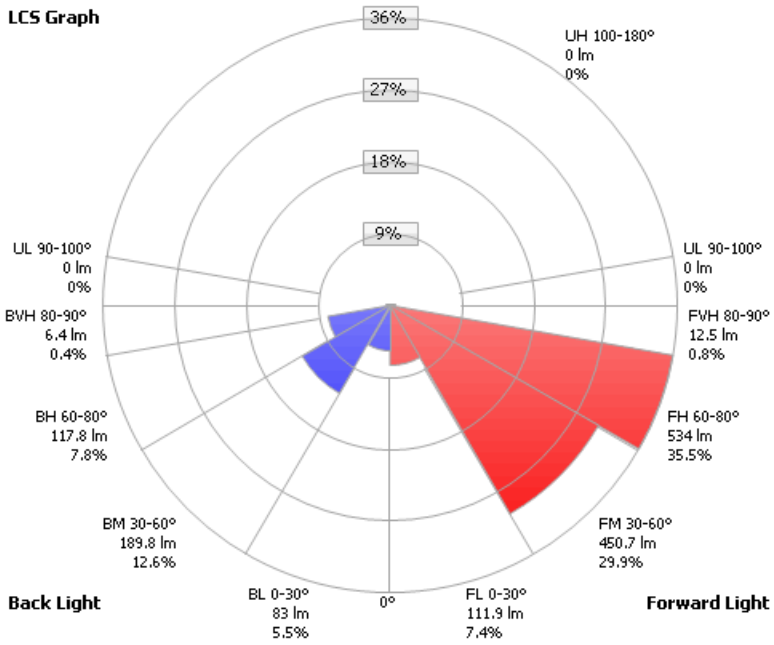

Scale = Max LCS %

Trapped Light: 0 lm, 0%

Candela Table - Type C

	0	10	20	30	40	50	60	70	80	90	100	110	120	130	140	150	160	170	180
0	224	224	224	224	224	224	224	224	224	224	224	224	224	224	224	224	224	224	224
5	256	256	255	253	250	245	240	234	228	223	217	212	209	205	203	201	200	200	200
10	272	271	272	271	267	261	254	244	233	222	212	206	203	202	203	206	209	212	213
15	273	273	276	279	277	270	263	253	239	220	205	198	199	203	210	216	222	225	226
20	268	268	271	276	276	270	266	259	242	219	199	191	195	198	202	205	209	211	212
25	273	272	276	274	275	272	272	268	251	220	194	185	188	185	184	185	185	188	190
30	307	303	307	297	294	290	287	279	260	219	186	176	177	173	170	167	169	172	175
35	351	347	344	338	330	320	306	293	275	226	183	174	171	165	158	159	164	170	173
40	369	366	366	367	361	341	319	305	295	239	183	172	166	154	150	155	162	170	173
45	381	380	386	391	383	356	337	322	313	254	184	166	157	144	141	146	156	164	166
50	421	421	434	431	422	409	391	366	352	282	196	164	149	136	133	137	144	161	166
55	491	491	494	486	487	498	476	441	415	345	213	164	146	134	131	127	136	155	160
60	584	585	575	554	570	609	568	525	506	437	246	169	148	138	130	134	142	149	152
65	661	687	708	671	726	774	626	534	519	423	237	162	144	141	124	135	152	136	138
70	589	673	850	889	1054	990	530	389	290	182	111	98	114	132	120	119	139	112	111
75	320	381	576	745	1002	574	216	140	69	44	39	43	59	91	100	81	96	81	81
80	80	82	103	182	263	58	56	34	28	21	19	21	25	37	50	39	42	45	52
85	15	14	8	4	0	22	14	13	9	6	7	7	8	8	10	9	8	9	10
90	0	0	0	0	0	0	0	0	0	0	0	0	0	0	0	0	0	0	0
95	0	0	0	0	0	0	0	0	0	0	0	0	0	0	0	0	0	0	0
100	0	0	0	0	0	0	0	0	0	0	0	0	0	0	0	0	0	0	0
105	0	0	0	0	0	0	0	0	0	0	0	0	0	0	0	0	0	0	0
110	0	0	0	0	0	0	0	0	0	0	0	0	0	0	0	0	0	0	0
115	0	0	0	0	0	0	0	0	0	0	0	0	0	0	0	0	0	0	0
120	0	0	0	0	0	0	0	0	0	0	0	0	0	0	0	0	0	0	0
125	0	0	0	0	0	0	0	0	0	0	0	0	0	0	0	0	0	0	0
130	0	0	0	0	0	0	0	0	0	0	0	0	0	0	0	0	0	0	0
135	0	0	0	0	0	0	0	0	0	0	0	0	0	0	0	0	0	0	0
140	0	0	0	0	0	0	0	0	0	0	0	0	0	0	0	0	0	0	0
145	0	0	0	0	0	0	0	0	0	0	0	0	0	0	0	0	0	0	0
150	0	0	0	0	0	0	0	0	0	0	0	0	0	0	0	0	0	0	0
155	0	0	0	0	0	0	0	0	0	0	0	0	0	0	0	0	0	0	0
160	0	0	0	0	0	0	0	0	0	0	0	0	0	0	0	0	0	0	0
165	0	0	0	0	0	0	0	0	0	0	0	0	0	0	0	0	0	0	0
170	0	0	0	0	0	0	0	0	0	0	0	0	0	0	0	0	0	0	0
175	0	0	0	0	0	0	0	0	0	0	0	0	0	0	0	0	0	0	0
180	0	0	0	0	0	0	0	0	0	0	0	0	0	0	0	0	0	0	0

› **Datasheet - EXTERNAL - DWL**

DWL.1.LA014.HN.C9.W007



Product image may not represent the final configuration stated above.



T +44 (0)1908 649 292
E info@holophane.co.uk

Holophane Europe Limited
Bond Avenue, Milton Keynes
Buckinghamshire, MK1 1JG
United Kingdom

Product Specification

DWL Holophane Website

Holophane Denver iD: Wall consists of a 2-part body and a removable LED module manufactured from LM6 marine grade die-cast aluminum with integrated thermal management properties. The LED module optical arrangement consists of LEDs with individual PMMA optical lenses surrounded by a patented white Transition Zone to reduce perceived glare. This is sealed behind high-transparency 'hydrophilic' glass. Both luminaire body and LED module are sealed to IP65 and rated IK10. Drivers and LED are mounted separately from each other to promote low operating temperatures and long system life. Mounting of the lumianire is facilitated by mounting the back casting of luminaire to suitable surface. Cable entry and termination to the luminaire is a via an 2 x IP65 M20 cable gland. International Dark-Sky Association Approved (colour temperatures 3000K or warmer are approved under the IDA).
This specific SKU includes:

Product Website

• Series 1
• LED light engine producing c.1,000 lm with a nominal 4000°K colour temperature
• High beam long and narrow distribution
• Metallic Silver (RAL9006)
• 7W

Performance

Drive Current from Driver:	200mA
Power:	6.5W
Fitting Current:	0.03A
Power Factor:	0.95
Fitting Inrush:	15A - 0.295ms
Number of Drivers:	1
1x Driver 1 Inrush:	15A - 0.295ms
Max Drivers per 16A Type B MCB:	29
Max Fittings per 16A Type B MCB:	29
Total Number of LEDs:	8
Minimum Dim Level:	26%
THDi:	12.4
SVM:	0.07
Pst LM:	0.05
Optical Risk Group:	1
SDCM/MacAdam Ellipse:	5

6.5Kg

Installation Guide

T +44 (0)1908 649 292
E info@holophane.co.uk

Holophane Europe Limited
Bond Avenue, Milton Keynes
Buckinghamshire, MK1 1JG
United Kingdom

Dimensions

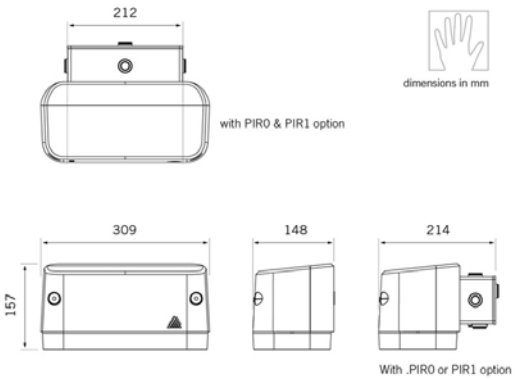

CIBSE TM66 - CEAM Rating



2.5 to 4.0	1.5 to 2.5	0.5 to 1.5	0 to 0.5
Excellent circularity	Definite/ substantial progress to circularity	Some circular economy functionality	Very poor circular economy performance

Assured Score

Photometry

IES File

Polar Plot

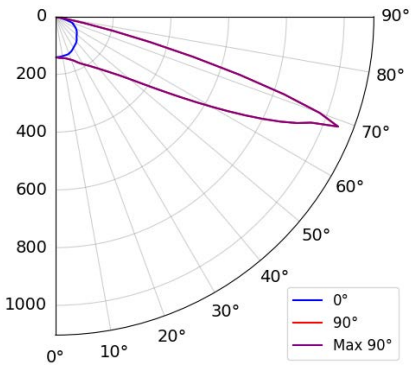

Isoilluminance Plot

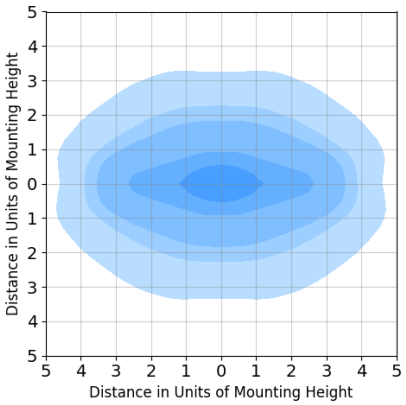

Lumens:	897
CCT:	4000K
CRI:	70
IES File:	DWL.1.LA014.HN.W007
G-Class:	G*3 Imax @ ⊠ 70°: 1085 Imax @ ⊠ 80°: 44 Imax @ ⊠ 90°: 0

T +44 (0)1908 649 292
E info@holophane.co.uk

Holophane Europe Limited
Bond Avenue, Milton Keynes
Buckinghamshire, MK11JG
United Kingdom

LLMF Graph

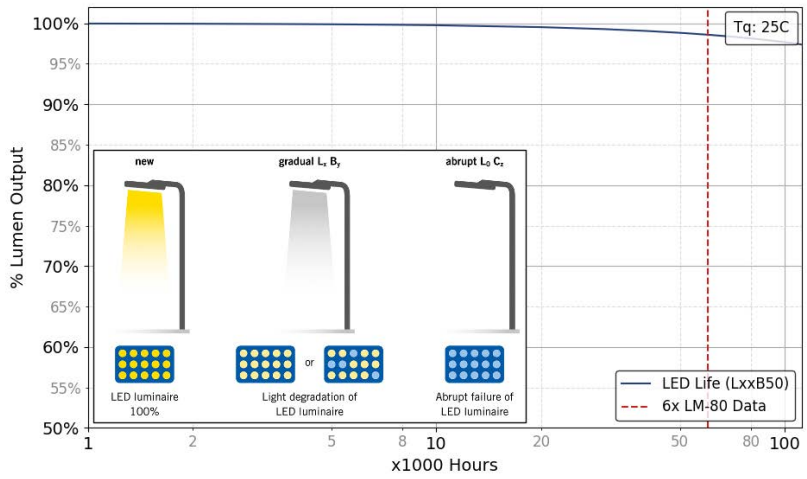

For reference purposes, the graph extrapolates beyond the recommend 6x LM-80 data in TM-21, which our calculations are based on.

Colour Temperatures

2700K

3000K

▶ 4000K

Colours

Selected Colour

C9 Metallic Silver (RAL9006)

Custom Colour Available

RAL**** Customer specified colour

*Choosing a custom colour may increase the cost and lead time.

Standard Colours Available

C1 Smooth White (RAL9016)

C4 graphite (RAL7011)

C6 Smooth Grey (RAL7035)

C7 Black (RAL9005)

C9 Metallic Silver (RAL9006)

Lumen data is considered to be representative of the configuration shown, and may vary, with a tolerance on flux of +/- 7% (typical of LED manufacturer's data) and luminaire power of +/- 5%.

The specifications of the Holophane luminaires represents typical values. All descriptions, illustrations, drawings and specifications in the Holophane catalogue, Datasheets and website represent only general particulars of the goods to which they apply and shall not form part of any contract. The company reserves the right to change specifications at its discretion without prior notification or public announcement.

T +44 (0)1908 649 292
E info@holophane.co.uk

Holophane Europe Limited
Bond Avenue, Milton Keynes
Buckinghamshire, MK1 1JG
United Kingdom

OUTDOOR PHOTOMETRIC REPORT
CATALOG: DWL.1.LA014.HN.W007

Manufacturer:	HOLOPHANE EUROPE LIMITED
Test #:	B20193 - SUM20025
Test Lab:	HOLOPHANE EUROPE LIMITED PHOTOMETRIC LAB
Test Date:	25 Nov 2020
Catalog:	DWL.1.LA014.HN.W007
Description:	Denver iD Wall
Lamp Catalog:	LA014
Lamp:	LED C.1,000 Lumens
Lamp Output:	Total luminaire Lumens: 897, absolute photometry *
Input Wattage:	6.5
Luminous Opening:	Rectangle (L: 0.15M, W: 0.31M)
Max Cd:	1,050.5 at Horizontal: 90°, Vertical: 68.75°
Roadway Class:	MEDIUM, TYPE I

No Photo Available

Polar Candela

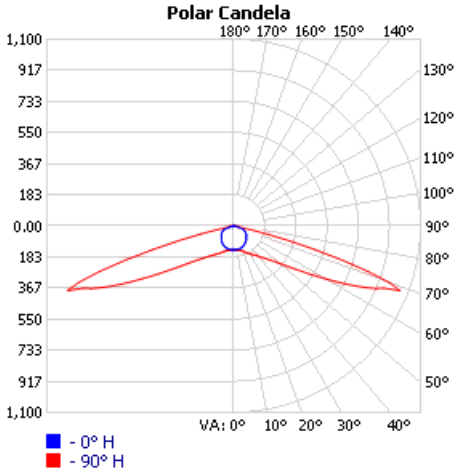

Isoilluminance

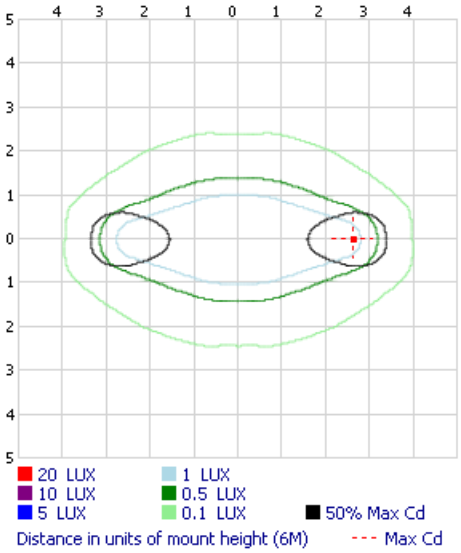

*Test based on absolute photometry where lamp lumens=lumens total.
*Cutoff Classification and efficiency cannot be properly calculated for absolute photometry.

Visual Photometric Tool 1.2.46 copyright 2026, Acuity Brands Lighting.
This Photometric report has been generated using methods recommended by the IESNA. Calculations are based on Photometric data provided by the manufacturer, and the accuracy of this Photometric report is dependent on the accuracy of the data provided. End-user environment and application (including, but not limited to, voltage variation and dirt accumulation) can cause actual Photometric performance to differ from the performance calculated using the data provided by the manufacturer. This report is provided without warranty as to accuracy, completeness, reliability or otherwise. In no event will Acuity Brands Lighting be responsible for any loss resulting from any use of this report.

Zonal Lumen Summary

Zone	Lumens	% Luminaire
0-30	123.9	13.8%
0-40	224.4	25%
0-60	538.1	60%
60-90	358.9	40%
70-100	126.3	14.1%
90-120	0.000	0%
0-90	897.0	100%
90-180	0.000	0%
0-180	897.0	100%

Lumens Per Zone

Zone	Lumens	% Total	Zone	Lumens	% Total
0-10	13.5	1.5%	90-100	0.000	0%
10-20	40.7	4.5%	100-110	0.000	0%
20-30	69.7	7.8%	110-120	0.000	0%
30-40	100.4	11.2%	120-130	0.000	0%
40-50	133.5	14.9%	130-140	0.000	0%
50-60	180.2	20.1%	140-150	0.000	0%
60-70	232.6	25.9%	150-160	0.000	0%
70-80	120.5	13.4%	160-170	0.000	0%
80-90	5.7	0.6%	170-180	0.000	0%

Roadway Summary

Distribution:	TYPE I, MEDIUM
Max Cd, 90 Deg Vert:	0.000
Max Cd, 80 to <90 Deg:	39.2

	Lumens	% Lamp
Downward Street Side:	448.5	50%
Downward House Side:	448.4	50%
Downward Total:	896.9	100%
Upward Street Side:	0.000	0%
Upward House Side:	0.000	0%
Upward Total:	0.000	0%
Total Lumens:	896.9	100%

LCS Table

BUG Rating	**B1 - U0 - G1**	
Forward Light	Lumens	Lumens %
Low(0-30):	61.9	6.9%
Medium(30-60):	206.6	23%
High(60-80):	177.0	19.7%
Very High(80-90):	3.1	0.3%
Back Light		
Low(0-30):	62.0	6.9%
Medium(30-60):	207.5	23.1%
High(60-80):	176.2	19.6%
Very High(80-90):	2.7	0.3%
Uplight		
Low(90-100):	0.000	0%
High(100-180):	0.000	0%
Trapped Light:	0.1	0%

LCS Graph

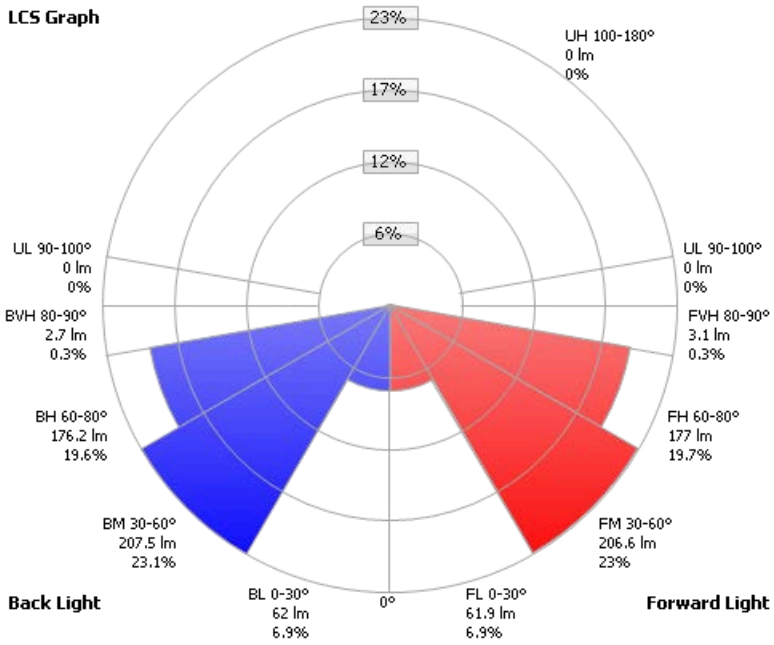

Scale = Max LCS %

Trapped Light: 0.1 lm, 0%

Candela Table - Type C

	0	10	20	30	40	50	60	70	80	90	100	110	120	130	140	150	160	170	180
0	141	141	141	141	141	141	141	141	141	141	141	141	141	141	141	141	141	141	141
5	140	140	140	140	141	141	142	142	143	143	143	142	142	142	141	141	141	141	141
10	139	139	139	140	141	142	143	144	145	145	145	144	143	142	141	140	139	139	139
15	138	138	139	140	142	144	146	148	149	150	149	148	145	143	141	140	138	138	138
20	136	137	138	141	143	147	151	155	158	159	158	155	151	147	144	141	138	137	137
25	131	133	137	140	145	151	158	165	171	173	171	165	158	152	145	141	137	133	132
30	124	127	133	138	146	155	167	178	186	190	186	179	168	157	147	139	134	128	126
35	119	122	128	136	147	160	176	192	203	209	204	194	179	163	149	137	129	123	120
40	113	116	123	134	148	165	186	209	227	236	228	211	188	168	150	135	124	116	112
45	104	107	115	128	145	168	196	229	260	275	261	231	197	169	147	130	116	106	102
50	96	100	111	124	142	170	209	258	312	337	312	259	210	170	143	125	110	99	95
55	90	94	104	119	138	170	221	293	390	445	391	295	221	171	138	119	103	93	89
60	82	85	95	108	127	162	223	327	502	623	505	329	224	166	130	109	95	85	82
65	71	73	82	94	111	144	204	333	611	860	623	338	206	150	115	96	83	74	71
70	60	63	71	80	95	123	172	297	646	973	659	299	172	124	95	79	69	60	57
75	26	28	40	50	62	78	105	163	307	337	299	157	100	72	56	45	35	23	21
80	4	5	8	12	14	17	28	38	27	0	23	33	24	14	11	9	5	4	4
85	3	3	2	2	2	2	3	7	13	20	13	7	3	2	2	2	2	3	3
90	0	0	0	0	0	0	0	0	0	0	0	0	0	0	0	0	0	0	0
95	0	0	0	0	0	0	0	0	0	0	0	0	0	0	0	0	0	0	0
100	0	0	0	0	0	0	0	0	0	0	0	0	0	0	0	0	0	0	0
105	0	0	0	0	0	0	0	0	0	0	0	0	0	0	0	0	0	0	0
110	0	0	0	0	0	0	0	0	0	0	0	0	0	0	0	0	0	0	0
115	0	0	0	0	0	0	0	0	0	0	0	0	0	0	0	0	0	0	0
120	0	0	0	0	0	0	0	0	0	0	0	0	0	0	0	0	0	0	0
125	0	0	0	0	0	0	0	0	0	0	0	0	0	0	0	0	0	0	0
130	0	0	0	0	0	0	0	0	0	0	0	0	0	0	0	0	0	0	0
135	0	0	0	0	0	0	0	0	0	0	0	0	0	0	0	0	0	0	0
140	0	0	0	0	0	0	0	0	0	0	0	0	0	0	0	0	0	0	0
145	0	0	0	0	0	0	0	0	0	0	0	0	0	0	0	0	0	0	0
150	0	0	0	0	0	0	0	0	0	0	0	0	0	0	0	0	0	0	0
155	0	0	0	0	0	0	0	0	0	0	0	0	0	0	0	0	0	0	0
160	0	0	0	0	0	0	0	0	0	0	0	0	0	0	0	0	0	0	0
165	0	0	0	0	0	0	0	0	0	0	0	0	0	0	0	0	0	0	0
170	0	0	0	0	0	0	0	0	0	0	0	0	0	0	0	0	0	0	0
175	0	0	0	0	0	0	0	0	0	0	0	0	0	0	0	0	0	0	0
180	0	0	0	0	0	0	0	0	0	0	0	0	0	0	0	0	0	0	0

› Datasheet

TBHF.MICS.7024AR4015GL



MICRO/AR

Mod	AR	**Installation**	Indoor and outdoor floodlight
Material	Die cast aluminium body, painted with polyester coated anticorrosion powder silver color, tempered transparent glass mm 4 thickness, silicon gasket	**Insulation class**	Class I
Protection index	IP66	**Impact degree**	IK08
Color rendering index (CRI)	> 80	**Ambient temperature (Ta)**	-25 / +45 °C
Optics	45° asymmetrical PMMA lens	**Power supply**	230V 50/60Hz
Photobiological safety class	IEC 62471: Exempt group	**Trademarks and certifications**	CE / UNI EN 60598-1:2015
		Luminous flux maintenance	L70-B50 (60.000h)
		Beam angle	30°

W-tot	°K	Lm [Tc=25°]	Lm [Output]	A	B	C	Kg
15	4000	2250	1687	140	95	25	0,5
20	4000	3060	2295	140	95	25	0,5

*The flux may vary from -5/+5% compared to the real.

• **3000K = -0,8% lm** • 4000K = standard • 5000K = +0,8% lm



T +44 (0)1908 649 292
E info@holophane.co.uk

Holophane Europe Limited
Bond Avenue, Milton Keynes
Buckinghamshire, MK1 1JG
United Kingdom

› **Datasheet - EXTERNAL - DBD**

DBD.1.LA024.DO.AY.H100.C9.W016



MADE IN BRITAIN

Product image may not represent the final configuration stated above.



T +44 (0)1908 649 292
E info@holophane.co.uk

Holophane Europe Limited
Bond Avenue, Milton Keynes
Buckinghamshire, MK11JG
United Kingdom

Product Specification

DBD Holophane Website

Holophane Denver iD: Bollard luminaire. Extruded marine grade aluminium body with die-cast aluminium top and base secured by stainless steel nuts and sealed to IP65. The optical arrangement consists of individual opitcal modules with a patented transition zone to minimise glare. Suitable for flange base mounting (bolts available as an accessory).
This specific SKU includes:

- Series 1
- LED light engine producing c.2,000 lm with a nominal 4000°K colour temperature
- Double sided
- Asymmetric light distribution
- 1 metre high
- Metallic Silver (RAL9006)
- 16W

Product Website

Performance

Drive Current from Driver:	487mA
Power:	16W
Fitting Current:	0.07A
Power Factor:	0.95
Fitting Inrush:	15A - 0.295ms
Number of Drivers:	1
1x Driver 1 Inrush:	15A - 0.295ms
Max Drivers per 16A Type B MCB:	29
Max Fittings per 16A Type B MCB:	29
Total Number of LEDs:	0
Minimum Dim Level:	11%
SVM:	0.07
Pst LM:	0.05
Optical Risk Group:	1

9.5Kg

Installation Guide

T +44 (0)1908 649 292
E info@holophane.co.uk

Holophane Europe Limited
Bond Avenue, Milton Keynes
Buckinghamshire, MK1 1JG
United Kingdom

Dimensions

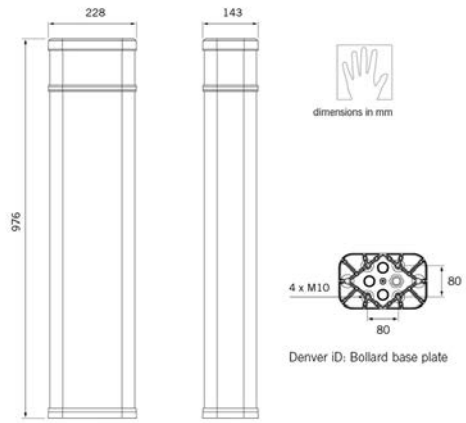

CIBSE TM66 - CEAM Rating



2.5 to 4.0	1.5 to 2.5	0.5 to 1.5	0 to 0.5
Excellent circularity	Definite/ substantial progress to circularity	Some circular economy functionality	Very poor circular economy performance

*Preliminary Score

Photometry

IES File

Polar Plot

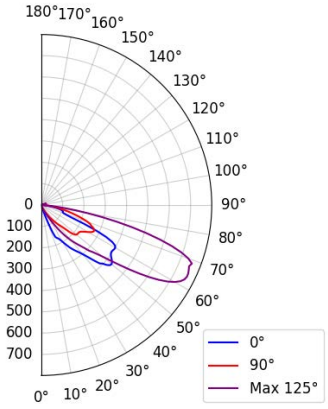

Isoilluminance Plot

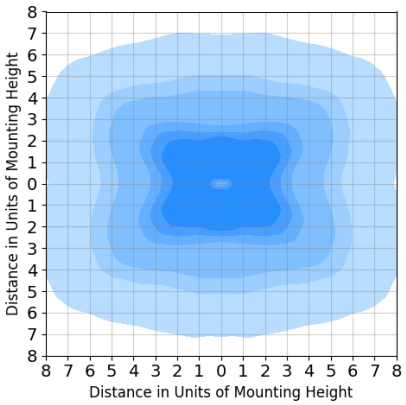

Lumens:	1,438
CCT:	4000K
CRI:	70
IES File:	DBD.1.LA024.DO.AY.W016
G-Class:	G*1 Imax @ ⊠ 70°: 510 Imax @ ⊠ 80°: 165 Imax @ ⊠ 90°: 19

T +44 (0)1908 649 292
E info@holophane.co.uk

Holophane Europe Limited
Bond Avenue, Milton Keynes
Buckinghamshire, MK11JG
United Kingdom

Colour Temperatures



Colours

Selected Colour

C9	Metallic Silver (RAL9006)

Custom Colour Available

RAL****	Customer specified colour

*Choosing a custom colour may increase the cost and lead time.

Standard Colours Available

C1	Smooth White (RAL9016)
C4	graphite (RAL7011)
C6	Smooth Grey (RAL7035)
C7	Black (RAL9005)
C9	Metallic Silver (RAL9006)

Lumen data is considered to be representative of the configuration shown, and may vary, with a tolerance on flux of +/- 7% (typical of LED manufacturer's data) and luminaire power of +/- 5%.

The specifications of the Holophane luminaires represents typical values. All descriptions, illustrations, drawings and specifications in the Holophane catalogue, Datasheets and website represent only general particulars of the goods to which they apply and shall not form part of any contract. The company reserves the right to change specifications at its discretion without prior notification or public announcement.

T +44 (0)1908 649 292
E info@holophane.co.uk

Holophane Europe Limited
Bond Avenue, Milton Keynes
Buckinghamshire, MK1 1JG
United Kingdom

› **Datasheet - EXTERNAL - DBD**

DBD.1.LA024.DO.AY.H100.C9.W016.EM3



Product image may not represent the final configuration stated above.



T +44 (0)1908 649 292
E info@holophane.co.uk

Holophane Europe Limited
Bond Avenue, Milton Keynes
Buckinghamshire, MK11JG
United Kingdom

Product Specification

DBD Holophane Website

Holophane Denver iD: Bollard luminaire. Extruded marine grade aluminium body with die-cast aluminium top and base secured by stainless steel nuts and sealed to IP65. The optical arrangement consists of individual opitcal modules with a patented transition zone to minimise glare. Suitable for flange base mounting (bolts available as an accessory).
This specific SKU includes:

- Series 1
- LED light engine producing c.2,000 lm with a nominal 4000°K colour temperature
- Double sided
- Asymmetric light distribution
- 1 metre high
- Metallic Silver (RAL9006)
- 16W
- Self contained (DALI/self-test) 3hr maintained emergency battery and invertor

Product Website

Performance

Drive Current from Driver:	487mA
Power:	16W
Fitting Current:	0.07A
Power Factor:	0.95
Fitting Inrush:	15A - 0.295ms
Number of Drivers:	1
1x Driver 1 Inrush:	15A - 0.295ms
Max Drivers per 16A Type B MCB:	29
Max Fittings per 16A Type B MCB:	29
Total Number of LEDs:	0
Minimum Dim Level:	11%
SVM:	0.07
Pst LM:	0.05
Optical Risk Group:	1
Ballast Lumen Factor:	0.178125

9.5Kg

Installation Guide

T +44 (0)1908 649 292
E info@holophane.co.uk

Holophane Europe Limited
Bond Avenue, Milton Keynes
Buckinghamshire, MK1 1JG
United Kingdom

Dimensions

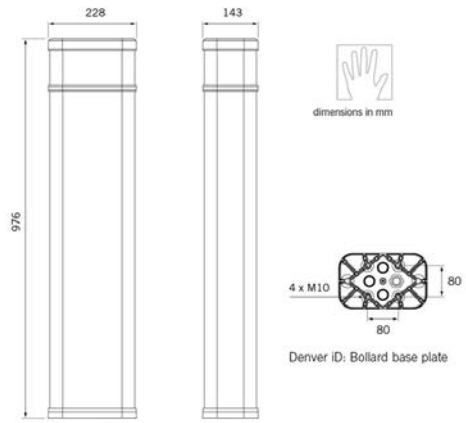

CIBSE TM66 - CEAM Rating



2.5 to 4.0	1.5 to 2.5	0.5 to 1.5	0 to 0.5
Excellent circularity	Definite/ substantial progress to circularity	Some circular economy functionality	Very poor circular economy performance

*Preliminary Score

Photometry

IES File

Polar Plot

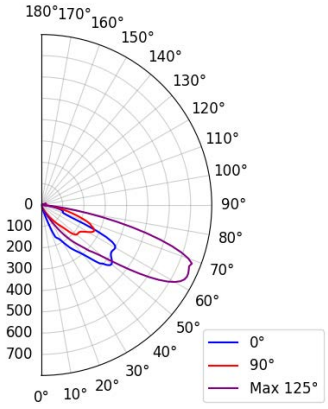

Isoilluminance Plot

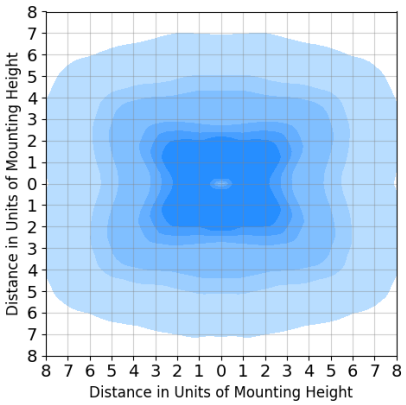

Lumens:	1,438
CCT:	4000K
CRI:	70
IES File:	DBD.1.LA024.DO.AY.W016
G-Class:	G*1 Imax @ ⊠ 70°: 510 Imax @ ⊠ 80°: 165 Imax @ ⊠ 90°: 19

T +44 (0)1908 649 292
E info@holophane.co.uk

Holophane Europe Limited
Bond Avenue, Milton Keynes
Buckinghamshire, MK11JG
United Kingdom

Colour Temperatures



Colours

Selected Colour

C9	Metallic Silver (RAL9006)

Custom Colour Available

RAL****	Customer specified colour

*Choosing a custom colour may increase the cost and lead time.

Standard Colours Available

C1	Smooth White (RAL9016)
C4	graphite (RAL7011)
C6	Smooth Grey (RAL7035)
C7	Black (RAL9005)
C9	Metallic Silver (RAL9006)

Lumen data is considered to be representative of the configuration shown, and may vary, with a tolerance on flux of +/- 7% (typical of LED manufacturer's data) and luminaire power of +/- 5%.

The specifications of the Holophane luminaires represents typical values. All descriptions, illustrations, drawings and specifications in the Holophane catalogue, Datasheets and website represent only general particulars of the goods to which they apply and shall not form part of any contract. The company reserves the right to change specifications at its discretion without prior notification or public announcement.

T +44 (0)1908 649 292
E info@holophane.co.uk

Holophane Europe Limited
Bond Avenue, Milton Keynes
Buckinghamshire, MK1 1JG
United Kingdom

Summary P109-4218 - Unit 2 Symmetry Park Widnes

Line No.	Item Ref	Quantity	Catalogue
LUMINAIRE, COLUMN AND BRACKET PACKAGE			
10	A1	4	DSX2.4.LA454.FWE.C9
11	A1	4	DSX2B.8.1A.LMZ.GV
LUMINAIRE, COLUMN AND BRACKET PACKAGE			
20	A1g	4	DSX2.4.LA454.FWE.C9
21	A1g	4	DSX2B.8.1A.LMZ.GV
ACCESSORY			
30	A1g	4	DSX2.EGS
LUMINAIRE AND BRACKET PACKAGE			
40	AW	7	DSX2.4.LA454.FWE.C9
41	AW	7	HAWA.AU.GV9
LUMINAIRE, COLUMN AND BRACKET PACKAGE			
50	B1L	3	DSX0.4.LA224.LCCO.C9
51	B1L	3	DSX1B.8.1A.LMZ.GV
LUMINAIRE, COLUMN AND BRACKET PACKAGE			
60	B1R	3	DSX0.4.LA224.RCCO.C9
61	B1R	3	DSX1B.8.1A.LMZ.GV
LUMINAIRE AND BRACKET PACKAGE			
70	BWL	1	DSX0.4.LA224.LCCO.C9
71	BWL	1	HAWA.AU.GV9
LUMINAIRE AND BRACKET PACKAGE			
80	BWR	1	DSX0.4.LA224.RCCO.C9
81	BWR	1	HAWA.AU.GV9
LUMINAIRE AND BRACKET PACKAGE			
90	CW	3	DSX0.4.LA224.FW.C9
91	CW	3	HAWA.AU.GV9
LUMINAIRE, COLUMN AND BRACKET PACKAGE			
100	D1	3	DSX0.4.LA224.AY.C9
101	D1	3	DSX1B.8.1A.LMZ.GV
LUMINAIRE, COLUMN AND BRACKET PACKAGE			
110	E2	2	DSX0.4.LA184.NR.C9
111	E2	1	DSX1B.5.2A.LMZ.GV
LUMINAIRE, COLUMN AND BRACKET PACKAGE			
120	F1L	2	DSX0.4.LA184.LCCO.C9
121	F1L	2	DSX1B.6.1A.LMZ.GV
LUMINAIRE, COLUMN AND BRACKET PACKAGE			
130	G1	2	DSX0.4.LA184.FWE.C9
131	G1	2	DSX1B.8.1A.LMZ.GV
LUMINAIRE, COLUMN AND BRACKET PACKAGE			
140	G2	20	DSX0.4.LA184.FWE.C9

T +44 (0)1908 649 292
E info@holophane.co.uk

Holophane Europe Limited
Bond Avenue, Milton Keynes
Buckinghamshire, MK1 1JG
United Kingdom

141	G2	10	DSX1B.8.2A.LMZ.GV

LUMINAIRE AND BRACKET PACKAGE

150	GW	1	DSX0.4.LA184.FWE.C9
151	GW	1	HAWA.AU.GV9

LUMINAIRE, COLUMN AND BRACKET PACKAGE

160	H1L	2	DSX0.4.LA114.LCCO.C9
161	H1L	2	DSX1B.6.1A.LMZ.GV

LUMINAIRE, COLUMN AND BRACKET PACKAGE

170	H1R	2	DSX0.4.LA114.RCCO.C9
171	H1R	2	DSX1B.6.1A.LMZ.GV

LUMINAIRE, COLUMN AND BRACKET PACKAGE

180	I1	2	DSX0.4.LA114.AY.C9
181	I1	2	DSX1B.5.1A.LMZ.GV

LUMINAIRE

190	J	14	WAP.1.LA084.HA.C9.CTR

LUMINAIRE

200	K	4	DWL.1.LA024.FW.C9.W011

LUMINAIRE

210	L	5	DWL.1.LA014.HN.C9.W007

LUMINAIRE

220	M	30	TBHF.MICS.7024AR4015GL

LUMINAIRE

230	N	1	DBD.1.LA024.DO.AY.H100.C9.W016

LUMINAIRE

240	NE	1	DBD.1.LA024.DO.AY.H100.C9.W016.EM3

ACCESSORY

250		2	DBD.ROOT

T +44 (0)1908 649 292
E info@holophane.co.uk

Holophane Europe Limited
Bond Avenue, Milton Keynes
Buckinghamshire, MK1 1JG
United Kingdom

HOLOPHANE
An Acuity Company

› Datasheet - ROADWAY - VMXII

VMXII.1.LA104.V2.D4D4.PT1.C9.X.W068

Type R



Product image may not represent the final configuration stated above.



https://holophane.co.uk

T +44 (0)1908 649 292
E info@holophane.co.uk

Holophane Europe Limited
Bond Avenue, Milton Keynes
Buckinghamshire, MK11JG
United Kingdom

Generated: 09 Sep 2026 15:14

Product Specification

VMXII Holophane Website

VMXII.1.LA104.V2.D4D4.PT1.C9.X.W068

Product Website

Holophane V-Max is a state of the art road lighting luminaire. Ultra-low profile design combined with a patented modular chevron light engine concept built in system sizes. High pressure die-cast marine grade LM6 aluminium body, spigot adaptor and chevrons (EN 1706 AC-44100). Extruded 6063-T6 Aluminium spine. Finished with a TGIC-free polyester powder coating. The luminaire shall be sealed to IP69 (IP66 with NEMA or ZD4i socket) and rated to IK06. Suitable for either Post-top or Side-entry mounting with ability to adjust on-site by -10° to +10° tilt in 2.5° increments. Hinged canopy design with integrated locked service position allowing fast and safe installation and maintenance. The canopy has provision for the inclusion of an anti-fall device. CIBSE TM66 (CEAM) Rating: 2.8 - Excellent Circularity. If not supplied with factory fitted flying lead, only use flex cable diameter from 6mm to 13mm. International Dark-Sky Association Approved (colour temperatures 3000K or warmer are approved under the IDA).

This specific SKU includes:

- Series 1
- LED light engine producing c.10,000 lm with a nominal 4000°K colour temperature
- 2 LED chevrons
- D4D4 optical setting
- 60/76mm post top mounting only
- Metallic Silver (RAL9006)
- No option
- 68W

VMXB.8.PT76.LMZ

Holophane tubular base compartment column for use with V-Max Luminaires. 8 metre, 76mm post top mounting, For light & medium area wind zones (compliant to EN40).
- Direct embedment

Performance

Drive Current from Driver:	674mA
Power:	68W
Fitting Current:	0.3A
Power Factor:	0.99
Fitting Inrush:	46A - 0.25ms
Number of Drivers:	1
1x Driver 1 Inrush:	46A - 0.25ms
Max Drivers per 16A Type B MCB:	11
Max Fittings per 16A Type B MCB:	11
Total Number of LEDs:	32
Minimum Dim Level:	10%
Optical Risk Group:	1
SDCM/MacAdam Ellipse:	5
Energy Class:	B

KG 7.8Kg

UMSUG 42 0068 0000 100*

Installation Guide

*Generic UMSUG code based on product wattage and some or all of product family being included within Elexon data base.

T +44 (0)1908 649 292
E info@holophane.co.uk

Holophane Europe Limited
Bond Avenue, Milton Keynes
Buckinghamshire, MK1 1JG
United Kingdom

Dimensions

Configuration	A	B
V-Max 1 Chevron	498	578
V-Max 2 Chevron	599	679
V-Max 3 Chevron	700	780
V-Max 4 Chevron	801	881
V-Max 5 Chevron	902	982
V-Max 6 Chevron	1003	1083

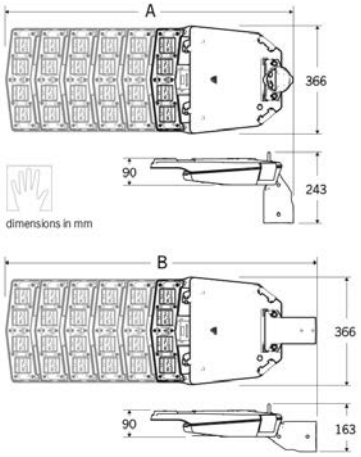

CIBSE TM66 - CEAM Rating



2.5 to 4.0	1.5 to 2.5	0.5 to 1.5	0 to 0.5
Excellent circularity	Definite/ substantial progress to circularity	Some circular economy functionality	Very poor circular economy performance

Assured Score

Photometry

IES File

Polar Plot

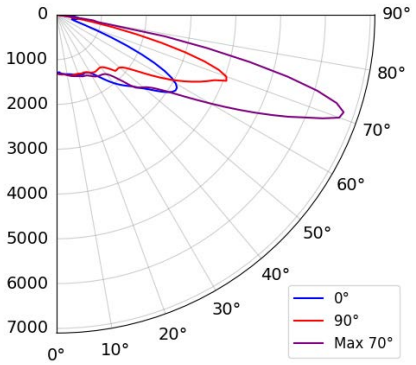

Isoilluminance Plot

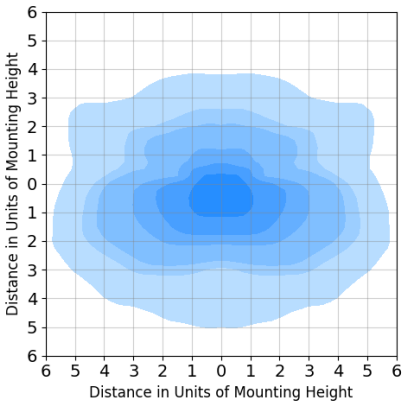

Lumens:	9,343
CCT:	4000K
CRI:	70
IES File:	VMXII.1.LA104.V2.D4D4.W068 (TZ)
G-Class:	G*3 Imax @ ⊠ 70°: 724 Imax @ ⊠ 80°: 99 Imax @ ⊠ 90°: 0

T +44 (0)1908 649 292
E info@holophane.co.uk

Holophane Europe Limited
Bond Avenue, Milton Keynes
Buckinghamshire, MK11JG
United Kingdom

LLMF Graph

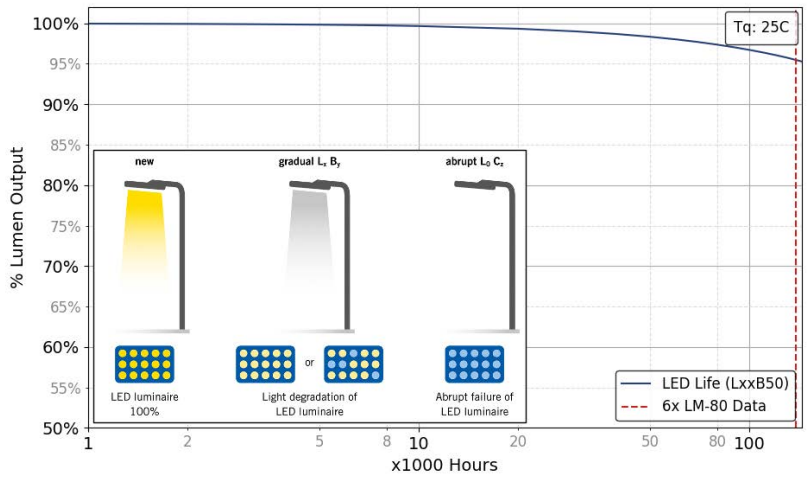

For reference purposes, the graph extrapolates beyond the recommend 6x LM-80 data in TM-21, which our calculations are based on.

Colour Temperatures



Colours

Selected Colour

C9 Metallic Silver (RAL9006)

Custom Colour Available

RAL**** Customer specified colour

*Choosing a custom colour may increase the cost and lead time.

Standard Colours Available

C1 Smooth White (RAL9016)

C3 Green (RAL6013)

C4 graphite (RAL7011)

C6 Smooth Grey (RAL7035)

C7 Black (RAL9005)

C9 Metallic Silver (RAL9006)

Lumen data is considered to be representative of the configuration shown, and may vary, with a tolerance on flux of +/- 7% (typical of LED manufacturer's data) and luminaire power of +/- 5%.

The specifications of the Holophane luminaires represents typical values. All descriptions, illustrations, drawings and specifications in the Holophane catalogue, Datasheets and website represent only general particulars of the goods to which they apply and shall not form part of any contract. The company reserves the right to change specifications at its discretion without prior notification or public announcement.

T +44 (0)1908 649 292
E info@holophane.co.uk

Holophane Europe Limited
Bond Avenue, Milton Keynes
Buckinghamshire, MK11JG
United Kingdom

OUTDOOR PHOTOMETRIC REPORT
CATALOG: VMXII.1.LA104.V2.D4D4.W068 (TZ)

Manufacturer:	HOLOPHANE EUROPE LIMITED
Test #:	B22112 - SUM22015
Test Lab:	HOLOPHANE EUROPE LIMITED PHOTOMETRIC LAB
Test Date:	5 Jun 2023
Catalog:	VMXII.1.LA104.V2.D4D4.W068 (TZ)
Description:	VMXII Streetlighting luminaire
Lamp Catalog:	LA104
Lamp:	LED C.10000 Lumens
Lamp Output:	Total luminaire Lumens: 9343.1, absolute photometry *
Input Wattage:	68
Luminous Opening:	Rectangle (L: 0.2M, W: 0.36M)
Max Cd:	6,765.4 at Horizontal: 70°, Vertical: 71.25°
Roadway Class:	MEDIUM, TYPE III

No Photo Available

Polar Candela

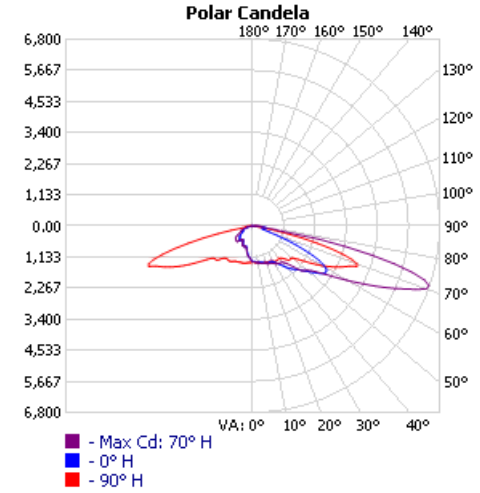

Isoilluminance

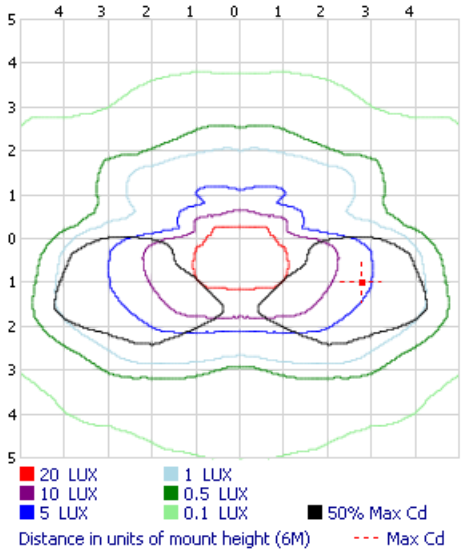

*Test based on absolute photometry where lamp lumens=lumens total.
*Cutoff Classification and efficiency cannot be properly calculated for absolute photometry.

Visual Photometric Tool 1.2.46 copyright 2026, Acuity Brands Lighting.
This Photometric report has been generated using methods recommended by the IESNA. Calculations are based on Photometric data provided by the manufacturer, and the accuracy of this Photometric report is dependent on the accuracy of the data provided. End-user environment and application (including, but not limited to, voltage variation and dirt accumulation) can cause actual Photometric performance to differ from the performance calculated using the data provided by the manufacturer. This report is provided without warranty as to accuracy, completeness, reliability or otherwise. In no event will Acuity Brands Lighting be responsible for any loss resulting from any use of this report.

Zonal Lumen Summary

Zone	Lumens	% Luminaire
0-30	1,053.1	11.3%
0-40	1,886.0	20.2%
0-60	5,020.4	53.7%
60-90	4,322.7	46.3%
70-100	1,819.1	19.5%
90-120	0.000	0%
0-90	9,343.1	100%
90-180	0.000	0%
0-180	9,343.1	100%

Lumens Per Zone

Zone	Lumens	% Total	Zone	Lumens	% Total
0-10	122.2	1.3%	90-100	0.000	0%
10-20	351.6	3.8%	100-110	0.000	0%
20-30	579.4	6.2%	110-120	0.000	0%
30-40	832.9	8.9%	120-130	0.000	0%
40-50	1,256.4	13.4%	130-140	0.000	0%
50-60	1,877.9	20.1%	140-150	0.000	0%
60-70	2,503.6	26.8%	150-160	0.000	0%
70-80	1,582.4	16.9%	160-170	0.000	0%
80-90	236.7	2.5%	170-180	0.000	0%

Roadway Summary

Distribution:	TYPE III, MEDIUM
Max Cd, 90 Deg Vert:	0.000
Max Cd, 80 to <90 Deg:	928.8

	Lumens	% Lamp
Downward Street Side:	7,017.2	75.1%
Downward House Side:	2,326.7	24.9%
Downward Total:	9,343.9	100%
Upward Street Side:	0.000	0%
Upward House Side:	0.000	0%
Upward Total:	0.000	0%
Total Lumens:	9,343.9	100%

LCS Table

BUG Rating	**B2 - U0 - G2**	
Forward Light	Lumens	Lumens %
Low(0-30):	611.6	6.5%
Medium(30-60):	2,892.5	31%
High(60-80):	3,356.9	35.9%
Very High(80-90):	156.3	1.7%
Back Light		
Low(0-30):	441.5	4.7%
Medium(30-60):	1,074.2	11.5%
High(60-80):	730.6	7.8%
Very High(80-90):	80.4	0.9%
Uplight		
Low(90-100):	0.000	0%
High(100-180):	0.000	0%
Trapped Light:	0.000	0%

LCS Graph

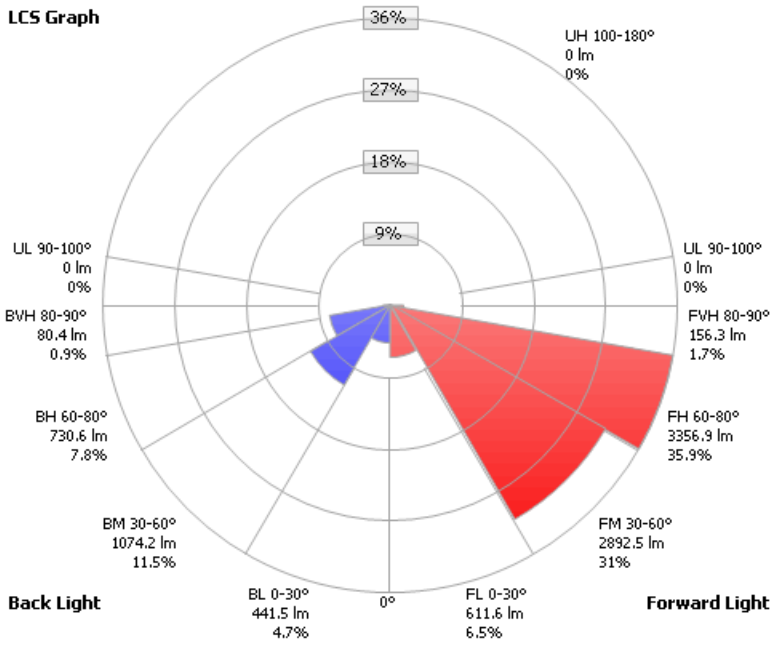

Scale = Max LCS %

Trapped Light: 0 lm, 0%

Candela Table - Type C

	0	10	20	30	40	50	60	70	80	90	100	110	120	130	140	150	160	170	180
0	1305	1305	1305	1305	1305	1305	1305	1305	1305	1305	1305	1305	1305	1305	1305	1305	1305	1305	1305
5	1320	1327	1321	1326	1329	1331	1329	1329	1329	1341	1336	1316	1279	1244	1219	1195	1183	1176	1176
10	1346	1351	1350	1354	1352	1356	1359	1364	1366	1367	1354	1288	1227	1182	1146	1107	1072	1048	1039
15	1380	1381	1381	1383	1390	1409	1415	1418	1407	1394	1354	1257	1193	1118	1024	940	887	853	846
20	1432	1447	1468	1470	1462	1456	1464	1459	1424	1400	1339	1253	1163	1004	848	787	784	781	780
25	1447	1470	1486	1536	1567	1538	1516	1501	1450	1423	1335	1241	1112	904	823	816	817	810	805
30	1500	1515	1531	1572	1622	1639	1613	1583	1546	1490	1334	1228	1137	966	845	776	740	721	711
35	1712	1704	1704	1720	1753	1762	1718	1661	1643	1534	1294	1253	1214	945	728	656	625	620	622
40	1992	1989	2019	2013	1998	1985	1881	1731	1700	1532	1206	1289	1206	790	596	600	639	681	686
45	2245	2265	2396	2537	2533	2547	2413	2113	2020	1726	1172	1307	1102	725	613	718	812	729	686
50	2562	2583	2681	2918	3042	3024	2869	2518	2298	1833	1080	1205	1025	707	786	930	787	682	616
55	3012	3076	3237	3482	3590	3581	3339	2971	2875	2197	971	1118	977	791	1045	900	759	629	535
60	3072	3229	3631	4203	4397	4326	4106	3956	3967	2877	899	993	984	1042	957	766	608	483	416
65	2099	2361	2977	4026	5057	5225	5196	5293	5180	3533	842	858	1118	1104	748	564	475	465	435
70	656	886	1461	2495	4531	5683	6478	6713	6310	4030	854	897	1099	717	500	429	420	378	339
75	366	406	584	923	1879	2853	4204	5340	4309	2431	741	850	920	433	332	323	281	239	220
80	497	506	511	461	573	649	917	927	832	424	447	629	628	262	216	183	154	141	126
85	350	382	435	335	353	231	102	97	110	158	241	384	223	110	89	65	50	23	13
90	0	0	0	0	0	0	0	0	0	0	0	0	0	0	0	0	0	0	0
95	0	0	0	0	0	0	0	0	0	0	0	0	0	0	0	0	0	0	0
100	0	0	0	0	0	0	0	0	0	0	0	0	0	0	0	0	0	0	0
105	0	0	0	0	0	0	0	0	0	0	0	0	0	0	0	0	0	0	0
110	0	0	0	0	0	0	0	0	0	0	0	0	0	0	0	0	0	0	0
115	0	0	0	0	0	0	0	0	0	0	0	0	0	0	0	0	0	0	0
120	0	0	0	0	0	0	0	0	0	0	0	0	0	0	0	0	0	0	0
125	0	0	0	0	0	0	0	0	0	0	0	0	0	0	0	0	0	0	0
130	0	0	0	0	0	0	0	0	0	0	0	0	0	0	0	0	0	0	0
135	0	0	0	0	0	0	0	0	0	0	0	0	0	0	0	0	0	0	0
140	0	0	0	0	0	0	0	0	0	0	0	0	0	0	0	0	0	0	0
145	0	0	0	0	0	0	0	0	0	0	0	0	0	0	0	0	0	0	0
150	0	0	0	0	0	0	0	0	0	0	0	0	0	0	0	0	0	0	0
155	0	0	0	0	0	0	0	0	0	0	0	0	0	0	0	0	0	0	0
160	0	0	0	0	0	0	0	0	0	0	0	0	0	0	0	0	0	0	0
165	0	0	0	0	0	0	0	0	0	0	0	0	0	0	0	0	0	0	0
170	0	0	0	0	0	0	0	0	0	0	0	0	0	0	0	0	0	0	0
175	0	0	0	0	0	0	0	0	0	0	0	0	0	0	0	0	0	0	0
180	0	0	0	0	0	0	0	0	0	0	0	0	0	0	0	0	0	0	0

Hannan Associates

MEP Design Solutions

Mechanical | Electrical | Public Health

Hannan Associates, Beta House, Alphagate Drive
Manchester Road, Denton, Manchester, M34 3SH

Tel: (0)161 337 2200 :: Web: www.hannan-uk.com :: Twitter: @hannanassociate