- Allow for Doc M installation, subject to a light wall. finish with a navy Doc M pack to be installed to provide a sufficent visual contrast.

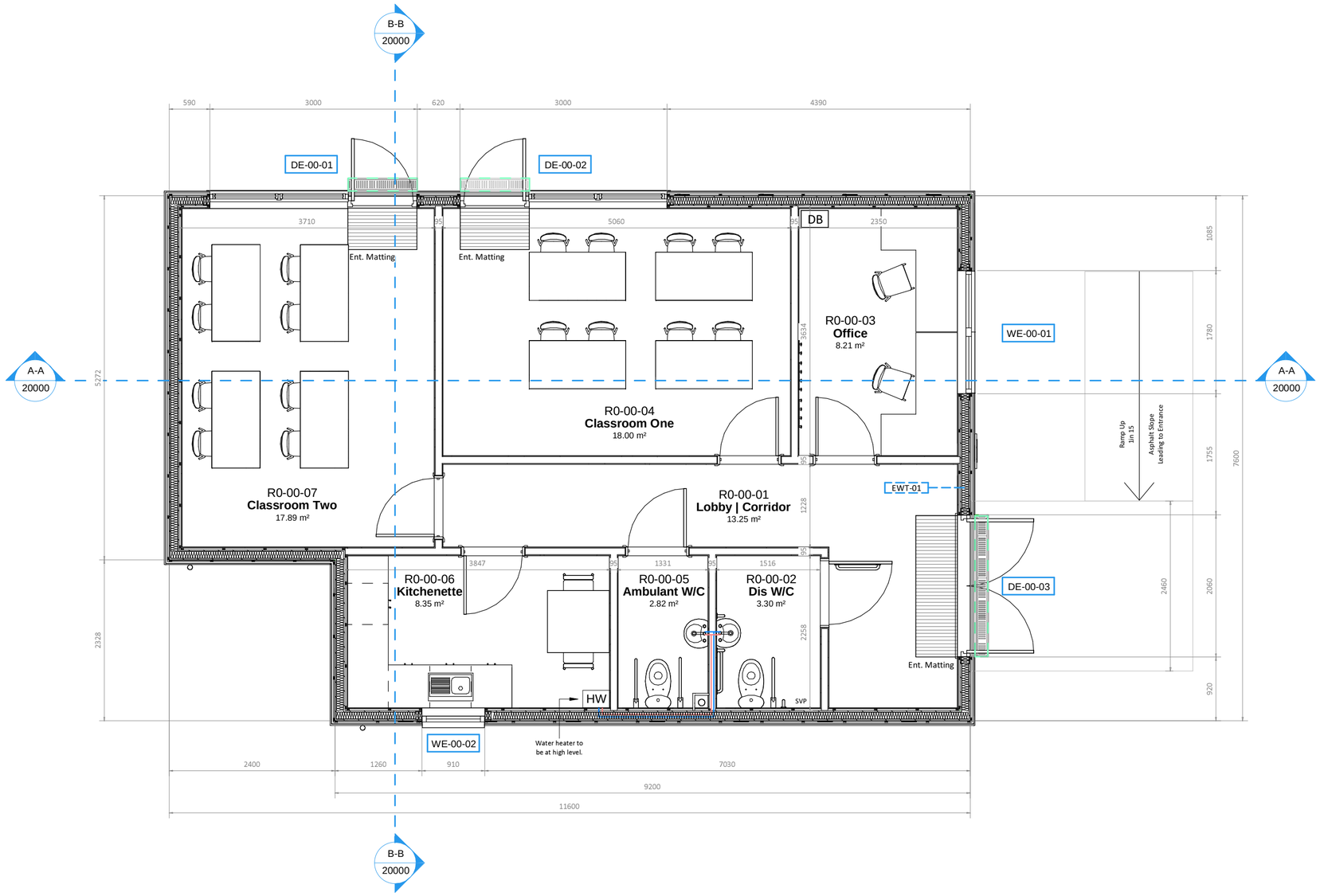

Ground Floor Plan
1:50

EWT-01 - External wall build up - 145mm SIP Panel at 1:10

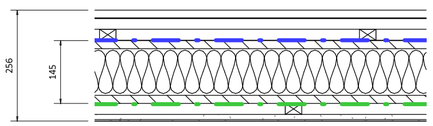

- 19mm Timber Cladding - Western Red Cedar
- 25 x 38mm Horizontal Treated timber batten
- 25 x 38mm Vertical Treated timber batten
- Breather Membrane
- 145mm Thick SIP Panel
- VCL
- 25 x 38mm Vertical Treated timber batten
- 12.5mm Gyproc WallBoard plasterboard
- 3mm Plaster skim

IWT-01 - Internal wall build up - General at 1:10

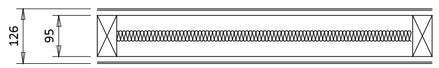

- 3mm Plaster skim
- 12.5mm Gyproc plasterboard
- 95x45mm Timber Stud @400mm Centres
- 25mm Isover (APR 1200)
- 12.5mm Gyproc plasterboard
- 3mm Plaster skim

Notes:

All dimensions are to structural elements/openings, not finished surface, unless otherwise stated.

Drawings to be read in conjunction with structural calculations pack by JMS Engineers - any queries to voiced to Scroxton & Partners or JMS Engineers.

Client Sign Off: Please sign to confirm you have no further comments with the drawings prior to manufacture. Signing the drawing commences the manufacture process and any changes to the scheme once the drawing has been signed off will be chargeable.

Date:	Position:
Print Name:	Signature:

Key

- Threshold Drain
- Hot water
- Cold Water

Rev	Date	Details	Drawn	Checked
02	02/03/2022	Issued for client comments	NM	AA
01	21/01/2022	Issued for comments	NM	JS

The QUBE MODULAR BUILDINGS

SCROXTON & PARTNERS

Northampton - 01933 698 001
northampton@scroxtonandpartners.co.uk

London - 0203 745 8018
london@scroxtonandpartners.co.uk

Client: The Qube

Project Name: Finch Woods Academy

Site Address: Baileys Lane, Halewood, Liverpool, L26 0TY

Drawing Number: 1435 SAP V1 GF DR A 10110 SO

Revision: 02

Drawing Title: Proposed Ground Floor Plan

Volume: V1

Project Lead: JS

Stage: 4

Project Phase: Building Regulations

Scale: As indicated

Paper: A2

0.5m 1.0m 1.5m 2.0m

N

Only figured dimensions are to be taken from this drawing. All dimensions are to be checked on site before work is put in hand. If in doubt, ask. This drawing must not be used in conjunction with any other relevant project drawings. Contractors and specialists are to install and fabricate in accordance with the manufacturer's instructions & Scroxton & Partners drawing requirements. This drawing may not be copied or reproduced in any part without prior permission. Reproduced by Scroxton & Partners under licence. Reproducing in any way otherwise constitutes a breach of copyright. © Copyright Scroxton & Partners