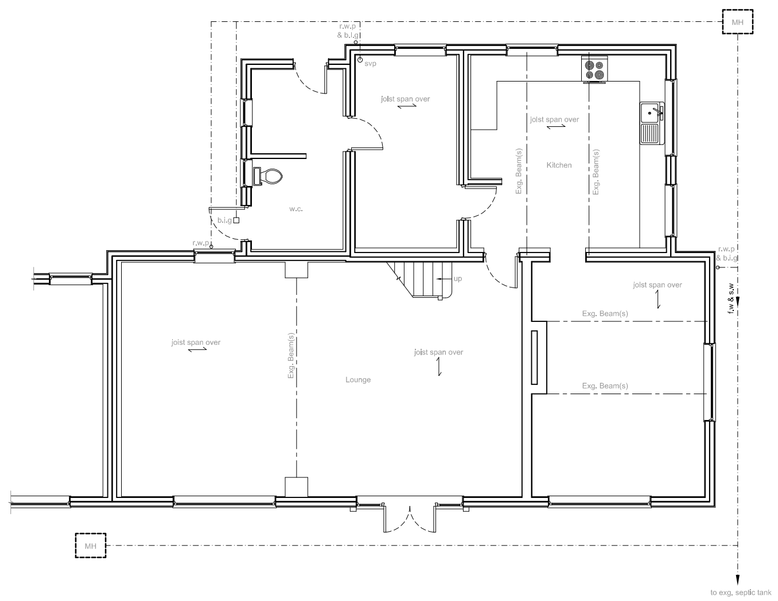

EXISTING GROUND FLOOR PLAN
scale 1:100

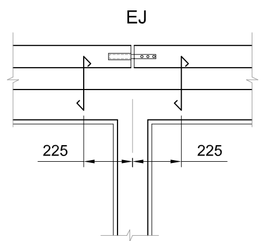

EXPANSION JOINT DETAIL
denoted EJ on plan
scale 1:20

Provide 15 wide movement joints in outer leaf blockwork.
Fill with polyethylene foam strip and seal externally with
15mm deep external quality sealant (colour to match render finish).
Provide Ancon PPS sleeved ties at 225mm vertical centres.
Close up cavity wall ties to 225mm horizontal and vertical
centres to each side of joints

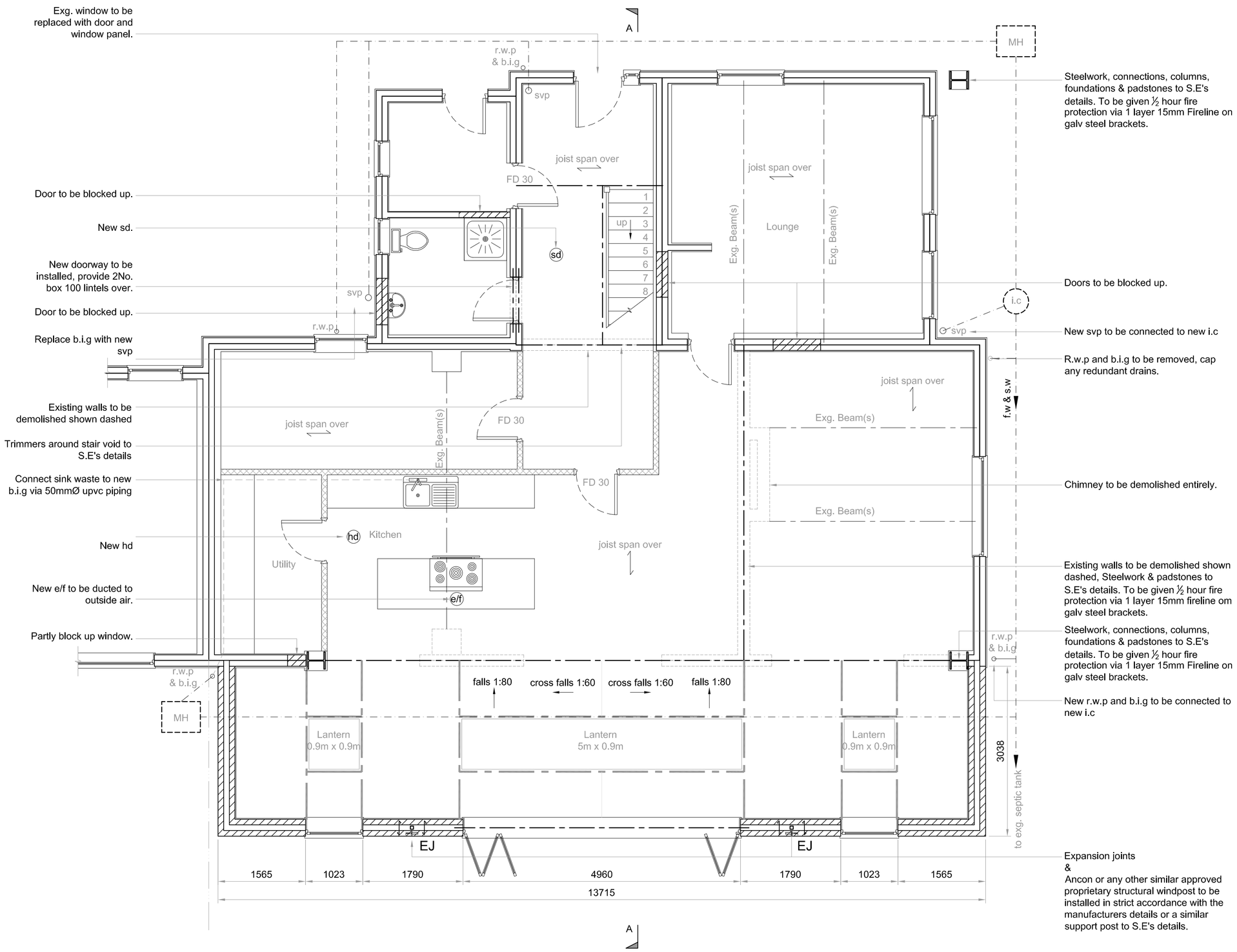

PROPOSED GROUND FLOOR PLAN
scale 1:50

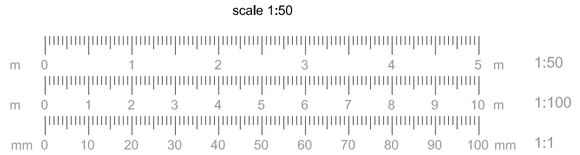

KEY

Foul water & Surface water drains	f.w & s.w
Rain water pipe	r.w.p
Back inlet gully	b.i.g
Soil vent pipe	s.v.p
Soil stack	s.s
Manhole	MH
Inspection chamber	i.c
Mechanical extractor fans to be ducted to outside air, capable of 15 ltrs/sec flow rate bathrooms; 30 ltrs/sec flow rate utility rooms; 6ltrs/sec flow rate w.c; with 15 mins overrun. Leave 10mm gap below door. Only install an e/f if appliance in the same room is a sealed unit	e/f
Self contained mains operated interlinked smoke alarms fixed to each floor level in main circulation areas.	sd
Heat detector to be hard wired into the smoke detection system.	hd
30 mins fire door complete with intumescent strips to frame	FD30
Structural Engineer	S.E
Timber stud wall, provide sound deadening quilt to bedrooms finished with 15mm plasterboard & skim	
Joist span direction	
Blockwork built on suitable foundations	
Facing brickwork	

DWG No.
L26 4XG/FHF/02

TITLE
FLOOR PLANS SHEET 1 of 2

PROJECT
Proposed Development to
Foxhill Farm, Foxhill Lane
Halewood
L26 4XG

CLIENT
Mr. J. Rix

DATE 03/08/2026

SCALE AT A1 AS SHOWN

PRO-TECH ARCHITECTURE
WWW.PRO-TECHARCHITECTURE.CO.UK
CONTACT : LEE ROWLEY B.ENG.(HONS)
0151-420-7895
07967836028
20 ELSTREE COURT
WIDNES. WA8 3EP
INFO@PRO-TECHARCHITECTURE.CO.UK
FOLLOW US ON FACEBOOK @PROTECHARCHITECTURELTD