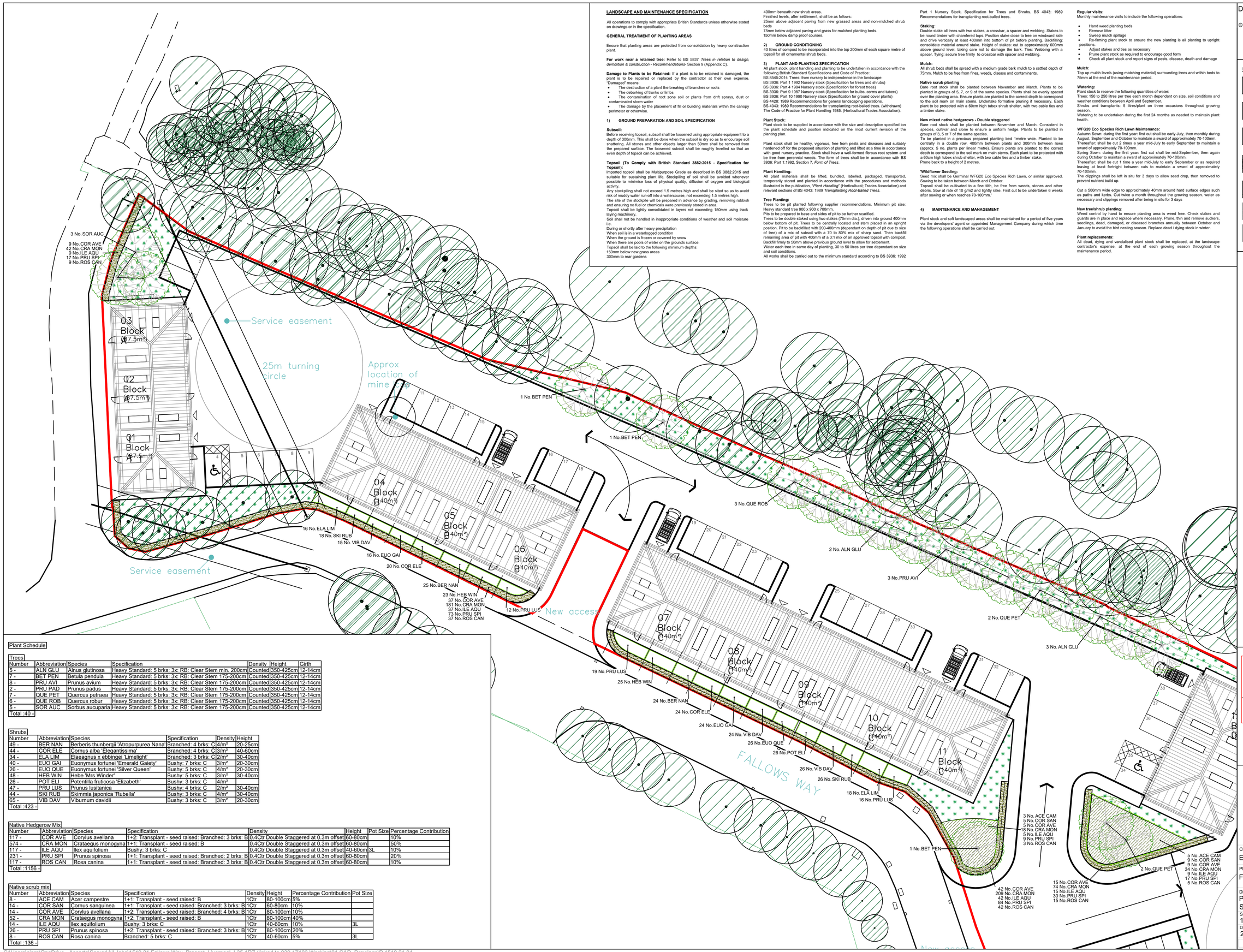

LANDSCAPE AND MAINTENANCE SPECIFICATION

All operations to comply with appropriate British Standards unless otherwise stated on drawings or in the specification.

GENERAL TREATMENT OF PLANTING AREAS

Ensure that planting areas are protected from consolidation by heavy construction plant.

For work near a retained tree: Refer to BS 5837 *Trees in relation to design, demolition & construction - Recommendations*- Section 9 (Appendix C).

Damage to Plants to be Retained: If a plant is to be retained is damaged, the plant is to be repaired or replaced by the contractor at their own expense. "Damaged" means:

- The destruction of a plant the breaking of branches or roots
- The debarking of trunks or limbs
- The contamination of root zone soil or plants from drift sprays, dust or contaminated storm water
- The damage by the placement of fill or building materials within the canopy perimeter or otherwise.

1) GROUND PREPARATION AND SOIL SPECIFICATION

Subsoil:
Before receiving topsoil, subsoil shall be loosened using appropriate equipment to a depth of 300mm. This shall be done when the subsoil is dry so as to encourage soil shattering. All stones and other objects larger than 50mm shall be removed from the prepared surface. The loosened subsoil shall be roughly levelled so that an even depth of topsoil can be achieved.

Topsoil (To Comply with British Standard 3882:2015 - Specification for Topsoil):
Imported topsoil shall be Multipurpose Grade as described in BS 3882:2015 and suitable for sustaining plant life. Stockpiling of soil shall be avoided whenever possible to minimise loss of physical quality, diffusion of oxygen and biological activity.
Any stockpiling shall not exceed 1.5 metres high and shall be sited so as to avoid risk of muddy water run-off into a watercourse, not exceeding 1.5 metres high.
The site of the stockpile will be prepared in advance by grading, removing rubbish and ensuring no fuel or chemicals were previously stored in area.
Topsoil shall be lightly consolidated in layers not exceeding 150mm using track laying machinery.
Soil shall not be handled in inappropriate conditions of weather and soil moisture i.e.
During or shortly after heavy precipitation
When soil is in a waterlogged condition
When the ground is frozen or covered by snow
When there are pools of water on the grounds surface.
Topsoil shall be laid to the following minimum depths:
150mm below new grass areas
300mm to rear gardens
400mm beneath new shrub areas.
Finished levels, after settlement, shall be as follows:
25mm above adjacent paving from new grassed areas and non-mulched shrub beds
75mm below adjacent paving and grass for mulched planting beds.
150mm below damp proof courses.

2) GROUND CONDITIONING

40 litres of compost to be incorporated into the top 200mm of each square metre of topsoil for all ornamental shrub beds.

3) PLANT AND PLANTING SPECIFICATION

All plant stock, plant handling and planting to be undertaken in accordance with the following British Standard Specifications and Code of Practice:
BS 8545:2014 Trees: from nursery to independence in the landscape
BS 3936: Part 1 1992 Nursery stock (Specification for trees and shrubs)
BS 3936: Part 4 1984 Nursery stock (Specification for forest trees)
BS 3936: Part 9 1987 Nursery stock (Specification for bulbs, corms and tubers)
BS 3936: Part 10 1990 Nursery stock (Specification for ground cover plants)
BS 4428: 1989 Recommendations for general landscaping operations.
BS 4043: 1989 Recommendations for transplanting root-balled trees. (withdrawn)
The Code of Practice for Plant Handling 1985. (Horticultural Trades Association).

Plant Stock:
Plant stock to be supplied in accordance with the size and description specified ion the plant schedule and position indicated on the most current revision of the planting plan.

Plant stock shall be healthy, vigorous, free from pests and diseases and suitably hardened off for the proposed situation of planting and lifted at a time in accordance with good nursery practice. Stock shall have a well-formed fibrous root system and be free from perennial weeds. The form of trees shall be in accordance with BS 3936: Part 1:1992, Section 7, *Form of Trees*.

Plant Handling:
All plant materials shall be lifted, bundled, labelled, packaged, transported, temporarily stored and planted in accordance with the procedures and methods illustrated in the publication, "*Plant Handling*" (Horticultural; Trades Association) and relevant sections of BS 4043: 1989 *Transplanting Root-Balled Trees*.

Tree Planting:
Trees to be pit planted following supplier recommendations. Minimum pit size:
Heavy standard tree 900 x 900 x 700mm.
Pits to be prepared to base and sides of pit to be further scarified.
Trees to be double staked using two stakes (75mm dia.), driven into ground 400mm below bottom of pit. Trees to be centrally located and stem placed in an upright position. Pit to be backfilled with 200-400mm (dependant on depth of pit due to size of tree) of a mix of subsoil with a 70 to 80% mix of sharp sand. Then backfill remaining area of pit with 400mm of a 3:1 mix of an approved topsoil with compost. Backfill firmly to 50mm above previous ground level to allow for settlement.
Water each tree in same day of planting, 30 to 50 litres per tree dependant on size and soil conditions.
All works shall be carried out to the minimum standard according to BS 3936: 1992 Part 1 Nursery Stock. Specification for Trees and Shrubs. BS 4043: 1989 Recommendations for transplanting root-balled trees.

Staking:
Double stake all trees with two stakes, a crossbar, a spacer and webbing. Stakes to be round timber with chamfered tops. Position stake close to tree on windward side and drive vertically at least 400mm into bottom of pit before planting. Backfilling: consolidate material around stake. Height of stakes: cut to approximately 600mm above ground level, taking care not to damage the bark. Ties: Webbing with a spacer. Tying: secure tree firmly to crossbar with spacer and webbing.

Mulch:
All shrub beds shall be spread with a medium grade bark mulch to a settled depth of 75mm. Mulch to be free from fines, weeds, disease and contaminants.

Native scrub planting
Bare root stock shall be planted between November and March. Plants to be planted in groups of 5, 7, or 9 of the same species. Plants shall be evenly spaced over the planting area. Ensure plants are planted to the correct depth to correspond to the soil mark on main stems. Undertake formative pruning if necessary. Each plant to be protected with a 60cm high tubex shrub shelter, with two cable ties and a timber stake.

New mixed native hedgerows - Double staggered
Bare root stock shall be planted between November and March. Consistent in species, cultivar and clone to ensure a uniform hedge. Plants to be planted in groups of 3, 5 or 7 of the same species.
To be planted in a previous prepared planting bed 1metre wide. Planted to be centrally in a double row, 400mm between plants and 300mm between rows (approx. 5 no. plants per linear metre). Ensure plants are planted to the correct depth to correspond to the soil mark on main stems. Each plant to be protected with a 60cm high tubex shrub shelter, with two cable ties and a timber stake.
Prune back to a height of 2 metres.

'Wildflower Seeding:
Seed mix shall be Germinal WFG20 Eco Species Rich Lawn, or similar approved. Sowing to be taken between March and October.
Topsoil shall be cultivated to a fine tilth, be free from weeds, stones and other debris. Sow at rate of 10 g/m2 and lightly rake. First cut to be undertaken 6 weeks after sowing or when reaches 70-100mm.'

4) MAINTENANCE AND MANAGEMENT

Plant stock and soft landscaped areas shall be maintained for a period of five years via the developers' agent or appointed Management Company during which time the following operations shall be carried out:

Regular visits:
Monthly maintenance visits to include the following operations:

- Hand weed planting beds
- Remove litter
- Sweep mulch spillage
- Re-firming plant stock to ensure the new planting is all planting to upright positions.
- Adjust stakes and ties as necessary
- Prune plant stock as required to encourage good form
- Check all plant stock and report signs of pests, disease, death and damage

Mulch:
Top up mulch levels (using matching material) surrounding trees and within beds to 75mm at the end of the maintenance period.

Watering:
Plant stock to receive the following quantities of water:
Trees: 150 to 250 litres per tree each month dependant on size, soil conditions and weather conditions between April and September.
Shrubs and transplants: 5 litres/plant on three occasions throughout growing season.
Watering to be undertaken during the first 24 months as needed to maintain plant health.

WFG20 Eco Species Rich Lawn Maintenance:
Autumn Sown: during the first year: first cut shall be early July, then monthly during August, September and October to maintain a sward of approximately 70-100mm.
Thereafter: shall be cut 2 times a year mid-July to early September to maintain a sward of approximately 70-100mm.
Spring Sown: during the first year: first cut shall be mid-September, then again during October to maintain a sward of approximately 70-100mm.
Thereafter: shall be cut 1 time a year mid-July to early September or as required leaving at least fortnight between cuts to maintain a sward of approximately 70-100mm.
The clippings shall be left in situ for 3 days to allow seed drop, then removed to prevent nutrient build up.

Cut a 500mm wide edge to approximately 40mm around hard surface edges such as paths and kerbs. Cut twice a month throughout the growing season. water as necessary and clippings removed after being in situ for 3 days

New tree/shrub planting:
Weed control by hand to ensure planting area is weed free. Check stakes and guards are in place and replace where necessary. Prune, thin and remove suckers, seedlings, dead, damaged, or diseased branches annually between October and January to avoid the bird nesting season. Replace dead / dying stock in winter.

Plant replacements:
All dead, dying and vandalised plant stock shall be replaced, at the landscape contractor's expense, at the end of each growing season throughout the maintenance period.

DO NOT SCALE

ALL COORDINATES RELATED TO LOCAL GRID
LOCATED TO OS NG BY BEST FIT TO DETAIL
EXTRACTED FROM OS DIGITAL DATA.

© This drawing, including the design and technical information contained on it, is the property of Ascerta. The drawing may only be used for the specific purpose for which it has been intended and may not be reproduced or copied without prior permission.

Planting Plan Key:

- Site Boundary
- Existing trees and hedgerows to be retained and protected during the works.
- Proposed native tree planting, tree pit and double staking as detailed in the specification.
- Proposed mixed native hedgerow planted in a double staggered row at 0.4m centres and 0.3 offset. Each plant to have 60cm high Tubex shrub shelter with stake and two cable ties.
- Periphery open space to be sown with Germinal Eco Species Rich Lawn mix, or similar approved, to be sown at a rate of 10g/m2 on 150mm topsoil.
- Native scrub planting to be planted as whip planting at 1m centres, for additional wildlife habitat. Each plant to have a 60cm high Tubex shrub shelter with stake and two cable ties.
- Proposed ornamental planting on 400mm depth of topsoil with 75mm bark mulch.

N

1 2 4 6 8 10 12 14 16
SCALE BAR 1:200

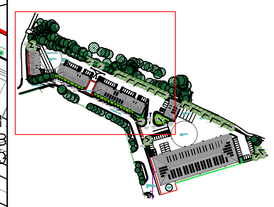

Plant Schedule

Trees

Number	Abbreviation	Species	Specification	Density	Height	Girth
5 -	ALN GLU	Alnus glutinosa	Heavy Standard: 5 brks: 3x: RB: Clear Stem min. 200cm	Counted	350-425cm	12-14cm
7 -	BET PEN	Betula pendula	Heavy Standard: 5 brks: 3x: RB: Clear Stem 175-200cm	Counted	350-425cm	12-14cm
8 -	PRU AVI	Prunus avium	Heavy Standard: 5 brks: 3x: RB: Clear Stem 175-200cm	Counted	350-425cm	12-14cm
2 -	PRU PAD	Prunus padus	Heavy Standard: 5 brks: 3x: RB: Clear Stem 175-200cm	Counted	350-425cm	12-14cm
7 -	QUE PET	Quercus petraea	Heavy Standard: 5 brks: 3x: RB: Clear Stem 175-200cm	Counted	350-425cm	12-14cm
6 -	QUE ROB	Quercus robur	Heavy Standard: 5 brks: 3x: RB: Clear Stem 175-200cm	Counted	350-425cm	12-14cm
5 -	SOR AUC	Sorbus aucuparia	Heavy Standard: 5 brks: 3x: RB: Clear Stem 175-200cm	Counted	350-425cm	12-14cm
Total :40 -						

Shrubs

Number	Abbreviation	Species	Specification	Density	Height
49 -	BER NAN	Berberis thunbergii 'Atropurpurea Nana'	Branched: 4 brks: C	4/m²	20-25cm
44 -	COR ELE	Cornus alba 'Elegantissima'	Branched: 4 brks: C	3/m²	40-60cm
34 -	ELA LIM	Elaeagnus x ebbingei 'Limelight'	Branched: 3 brks: C	2/m²	30-40cm
40 -	EUO GAI	Euonymus fortunei 'Emerald Gaiety'	Bushy: 7 brks: C	3/m²	20-30cm
26 -	EUO QUE	Euonymus fortunei 'Silver Queen'	Bushy: 5 brks: C	4/m²	20-30cm
48 -	HEB WIN	Hebe 'Mrs Winder'	Bushy: 5 brks: C	3/m²	30-40cm
26 -	POT ELI	Potentilla fruticosa 'Elizabeth'	Bushy: 3 brks: C	4/m²	
47 -	PRU LUS	Prunus lusitanica	Bushy: 4 brks: C	2/m²	30-40cm
44 -	SKI RUB	Skimmia japonica 'Rubella'	Bushy: 3 brks: C	4/m²	30-40cm
65 -	VIB DAV	Viburnum davidii	Bushy: 3 brks: C	3/m²	20-30cm
Total :423 -					

Native Hedgerow Mix

Number	Abbreviation	Species	Specification	Density	Height	Pot Size	Percentage Contribution
117 -	COR AVE	Corylus avellana	1+2: Transplant - seed raised: Branched: 3 brks: B	0.4Ctr Double Staggered at 0.3m offset	60-80cm		10%
574 -	CRA MON	Crataegus monogyna	1+1: Transplant - seed raised: B	0.4Ctr Double Staggered at 0.3m offset	60-80cm		50%
117 -	ILE AQU	Ilex aquifolium	Bushy: 3 brks: C	0.4Ctr Double Staggered at 0.3m offset	40-60cm	3L	10%
231 -	PRU SPI	Prunus spinosa	1+1: Transplant - seed raised: Branched: 2 brks: B	0.4Ctr Double Staggered at 0.3m offset	60-80cm		20%
117 -	ROS CAN	Rosa canina	1+1: Transplant - seed raised: Branched: 3 brks: B	0.4Ctr Double Staggered at 0.3m offset	60-80cm		10%
Total :1156 -							

Native scrub mix

Number	Abbreviation	Species	Specification	Density	Height	Percentage Contribution	Pot Size
8 -	ACE CAM	Acer campestre	1+1: Transplant - seed raised: B	1Ctr	80-100cm	5%	
14 -	COR SAN	Cornus sanguinea	1+1: Transplant - seed raised: Branched: 3 brks: B	1Ctr	60-80cm	10%	
14 -	COR AVE	Corylus avellana	1+2: Transplant - seed raised: Branched: 4 brks: B	1Ctr	80-100cm	10%	
62 -	CRA MON	Crataegus monogyna	1+2: Transplant - seed raised: B	1Ctr	80-100cm	40%	
14 -	ILE AQU	Ilex aquifolium	Bushy: 3 brks: C	1Ctr	40-60cm	10%	3L
26 -	PRU SPI	Prunus spinosa	1+2: Transplant - seed raised: Branched: 3 brks: B	1Ctr	80-100cm	20%	
8 -	ROS CAN	Rosa canina	Branched: 5 brks: C	1Ctr	40-60cm	5%	3L
Total :136 -							

Ascerta
Landscape | Trees | Ecology
t: 0845 463 4404
e: info@landscapetreesecology.com
www.landscapetreesecology.com

CLIENT:
Edward Architecture

PROJECT:
Fallows Way, Prescot

DRAWING TITLE:
Planting Plan
Sheet 1 of 2

SCALE:	DRAWN BY:	DRAWING No:	REV:
1:250 @A1	CP		
DATE: 23/09/2021	CHKD BY: CN	P.1519.21.04	-

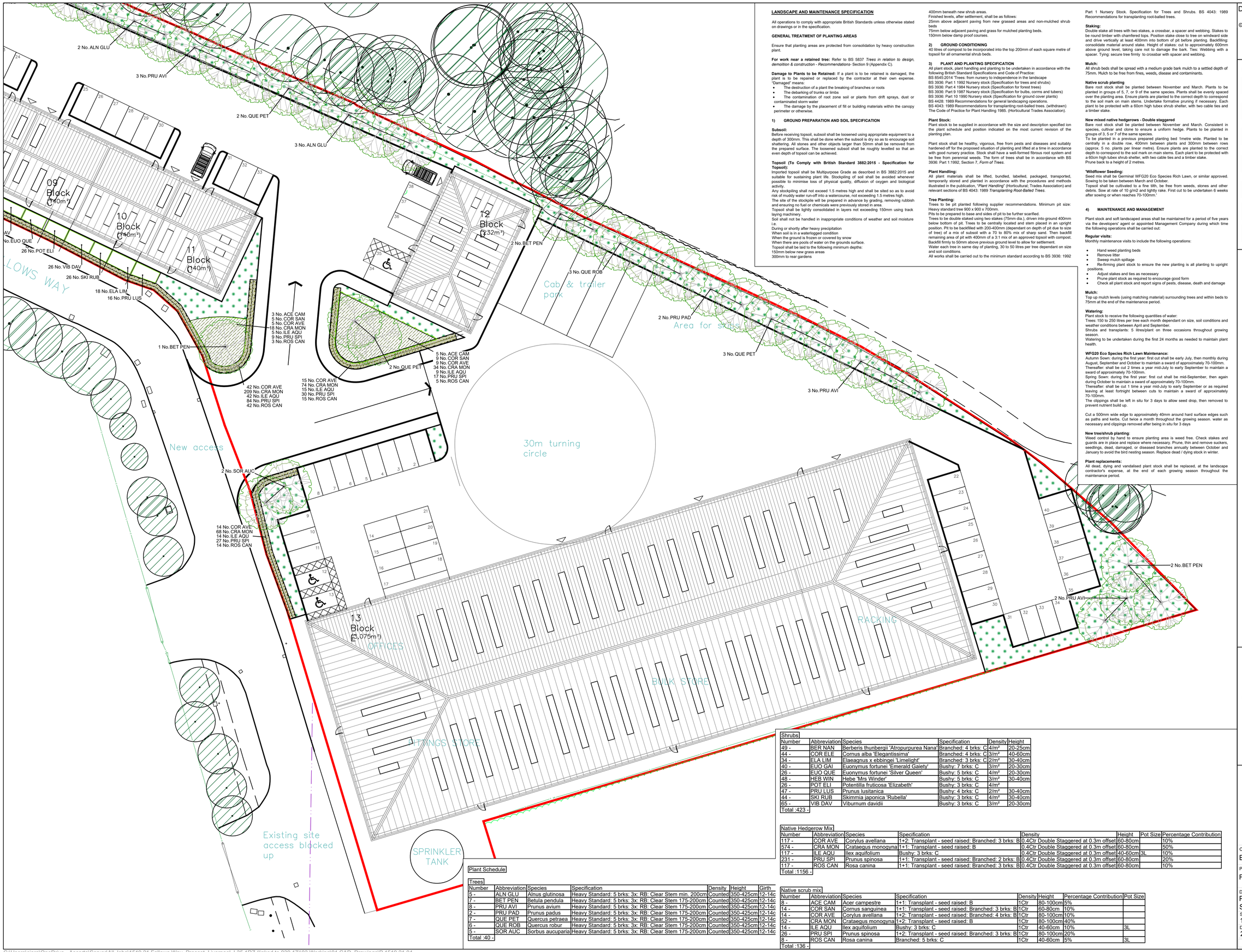

LANDSCAPE AND MAINTENANCE SPECIFICATION

All operations to comply with appropriate British Standards unless otherwise stated on drawings or in the specification.

GENERAL TREATMENT OF PLANTING AREAS

Ensure that planting areas are protected from consolidation by heavy construction plant.

For work near a retained tree: Refer to BS 5837 *Trees in relation to design, demolition & construction - Recommendations*- Section 9 (Appendix C).

Damage to Plants to be Retained: If a plant is to be retained is damaged, the plant is to be repaired or replaced by the contractor at their own expense. 'Damaged' means:

- The destruction of a plant the breaking of branches or roots
- The debarking of trunks or limbs
- The contamination of root zone soil or plants from drift sprays, dust or contaminated storm water
- The damage by the placement of fill or building materials within the canopy perimeter or otherwise.

1) GROUND PREPARATION AND SOIL SPECIFICATION

Subsoil:
Before receiving topsoil, subsoil shall be loosened using appropriate equipment to a depth of 300mm. This shall be done when the subsoil is dry so as to encourage soil shattering. All stones and other objects larger than 50mm shall be removed from the prepared surface. The loosened subsoil shall be roughly levelled so that an even depth of topsoil can be achieved.

Topsoil (To Comply with British Standard 3882:2015 - Specification for Topsoil):
Imported topsoil shall be Multipurpose Grade as described in BS 3882:2015 and suitable for sustaining plant life. Stockpiling of soil shall be avoided whenever possible to minimise loss of physical quality, diffusion of oxygen and biological activity.
Any stockpiling shall not exceed 1.5 metres high and shall be sited so as to avoid risk of muddy water run-off into a watercourse, not exceeding 1.5 metres high.
The site of the stockpile will be prepared in advance by grading, removing rubbish and ensuring no fuel or chemicals were previously stored in area.
Topsoil shall be lightly consolidated in layers not exceeding 150mm using track laying machinery.
Soil shall not be handled in inappropriate conditions of weather and soil moisture i.e.
During or shortly after heavy precipitation
When soil is in a waterlogged condition
When the ground is frozen or covered by snow
When there are pools of water on the grounds surface.
Topsoil shall be laid to the following minimum depths:
150mm below new grass areas
300mm to rear gardens
400mm beneath new shrub areas.
Finished levels, after settlement, shall be as follows:
25mm above adjacent paving from new grassed areas and non-mulched shrub beds
75mm below adjacent paving and grass for mulched planting beds.
150mm below damp proof courses.

2) GROUND CONDITIONING
40 litres of compost to be incorporated into the top 200mm of each square metre of topsoil for all ornamental shrub beds.

3) PLANT AND PLANTING SPECIFICATION
All plant stock, plant handling and planting to be undertaken in accordance with the following British Standard Specifications and Code of Practice:
BS 8545:2014 Trees: from nursery to independence in the landscape
BS 3936: Part 1 1992 Nursery stock (Specification for trees and shrubs)
BS 3936: Part 4 1984 Nursery stock (Specification for forest trees)
BS 3936: Part 9 1987 Nursery stock (Specification for bulbs, corms and tubers)
BS 3936: Part 10 1990 Nursery stock (Specification for ground cover plants)
BS 4428: 1989 Recommendations for general landscaping operations.
BS 4043: 1989 Recommendations for transplanting root-balled trees. (withdrawn)
The Code of Practice for Plant Handling 1985. (Horticultural Trades Association).

Plant Stock:
Plant stock to be supplied in accordance with the size and description specified ion the plant schedule and position indicated on the most current revision of the planting plan.

Plant stock shall be healthy, vigorous, free from pests and diseases and suitably hardened off for the proposed situation of planting and lifted at a time in accordance with good nursery practice. Stock shall have a well-formed fibrous root system and be free from perennial weeds. The form of trees shall be in accordance with BS 3936: Part 1:1992, Section 7, *Form of Trees*.

Plant Handling:
All plant materials shall be lifted, bundled, labelled, packaged, transported, temporarily stored and planted in accordance with the procedures and methods illustrated in the publication, "*Plant Handling*" (Horticultural; Trades Association) and relevant sections of BS 4043: 1989 *Transplanting Root-Balled Trees*.

Tree Planting:
Trees to be pit planted following supplier recommendations. Minimum pit size:
Heavy standard tree 900 x 900 x 700mm.
Pits to be prepared to base and sides of pit to be further scarified.
Trees to be double staked using two stakes (75mm dia.), driven into ground 400mm below bottom of pit. Trees to be centrally located and stem placed in an upright position. Pit to be backfilled with 200-400mm (dependant on depth of pit due to size of tree) of a mix of subsoil with a 70 to 80% mix of sharp sand. Then backfill remaining area of pit with 400mm of a 3:1 mix of an approved topsoil with compost. Backfill firmly to 50mm above previous ground level to allow for settlement.
Water each tree in same day of planting, 30 to 50 litres per tree dependant on size and soil conditions.
All works shall be carried out to the minimum standard according to BS 3936: 1992 Part 1 Nursery Stock. Specification for Trees and Shrubs. BS 4043: 1989 Recommendations for transplanting root-balled trees.

Staking:
Double stake all trees with two stakes, a crossbar, a spacer and webbing. Stakes to be round timber with chamfered tops. Position stake close to tree on windward side and drive vertically at least 400mm into bottom of pit before planting. Backfilling: consolidate material around stake. Height of stakes: cut to approximately 600mm above ground level, taking care not to damage the bark. Ties: Webbing with a spacer. Tying: secure tree firmly to crossbar with spacer and webbing.

Mulch:
All shrub beds shall be spread with a medium grade bark mulch to a settled depth of 75mm. Mulch to be free from fines, weeds, disease and contaminants.

Native scrub planting
Bare root stock shall be planted between November and March. Plants to be planted in groups of 5, 7, or 9 of the same species. Plants shall be evenly spaced over the planting area. Ensure plants are planted to the correct depth to correspond to the soil mark on main stems. Undertake formative pruning if necessary. Each plant to be protected with a 60cm high tubex shrub shelter, with two cable ties and a timber stake.

New mixed native hedgerows - Double staggered
Bare root stock shall be planted between November and March. Consistent in species, cultivar and clone to ensure a uniform hedge. Plants to be planted in groups of 3, 5 or 7 of the same species.
To be planted in a previous prepared planting bed 1metre wide. Planted to be centrally in a double row, 400mm between plants and 300mm between rows (approx. 5 no. plants per linear metre). Ensure plants are planted to the correct depth to correspond to the soil mark on main stems. Each plant to be protected with a 60cm high tubex shrub shelter, with two cable ties and a timber stake.
Prune back to a height of 2 metres.

'Wildflower Seeding:
Seed mix shall be Germinal WFG20 Eco Species Rich Lawn, or similar approved. Sowing to be taken between March and October.
Topsoil shall be cultivated to a fine tilth, be free from weeds, stones and other debris. Sow at rate of 10 g/m2 and lightly rake. First cut to be undertaken 6 weeks after sowing or when reaches 70-100mm.'

4) MAINTENANCE AND MANAGEMENT

Plant stock and soft landscaped areas shall be maintained for a period of five years via the developers' agent or appointed Management Company during which time the following operations shall be carried out:

Regular visits:
Monthly maintenance visits to include the following operations:

- Hand weed planting beds
- Remove litter
- Sweep mulch spillage
- Re-firming plant stock to ensure the new planting is all planting to upright positions.
- Adjust stakes and ties as necessary
- Prune plant stock as required to encourage good form
- Check all plant stock and report signs of pests, disease, death and damage

Mulch:
Top up mulch levels (using matching material) surrounding trees and within beds to 75mm at the end of the maintenance period.

Watering:
Plant stock to receive the following quantities of water:
Trees: 150 to 250 litres per tree each month dependant on size, soil conditions and weather conditions between April and September.
Shrubs and transplants: 5 litres/plant on three occasions throughout growing season.
Watering to be undertaken during the first 24 months as needed to maintain plant health.

WFG20 Eco Species Rich Lawn Maintenance:
Autumn Sown: during the first year: first cut shall be early July, then monthly during August, September and October to maintain a sward of approximately 70-100mm. Thereafter: shall be cut 2 times a year mid-July to early September to maintain a sward of approximately 70-100mm.
Spring Sown: during the first year: first cut shall be mid-September, then again during October to maintain a sward of approximately 70-100mm.
Thereafter: shall be cut 1 time a year mid-July to early September or as required leaving at least fortnight between cuts to maintain a sward of approximately 70-10mm.
The clippings shall be left in situ for 3 days to allow seed drop, then removed to prevent nutrient build up.

Cut a 500mm wide edge to approximately 40mm around hard surface edges such as paths and kerbs. Cut twice a month throughout the growing season. water as necessary and clippings removed after being in situ for 3 days

New tree/shrub planting:
Weed control by hand to ensure planting area is weed free. Check stakes and guards are in place and replace where necessary. Prune, thin and remove suckers, seedlings, dead, damaged, or diseased branches annually between October and January to avoid the bird nesting season. Replace dead / dying stock in winter.

Plant replacements:
All dead, dying and vandalised plant stock shall be replaced, at the landscape contractor's expense, at the end of each growing season throughout the maintenance period.

Plant Schedule

Trees

Number	Abbreviation	Species	Specification	Density	Height	Girth
5 -	ALN GLU	Alnus glutinosa	Heavy Standard: 5 brks: 3x: RB: Clear Stem min. 200cm	Counted	350-425cm	12-14c
7 -	BET PEN	Betula pendula	Heavy Standard: 5 brks: 3x: RB: Clear Stem 175-200cm	Counted	350-425cm	12-14c
8 -	PRU AVI	Prunus avium	Heavy Standard: 5 brks: 3x: RB: Clear Stem 175-200cm	Counted	350-425cm	12-14c
2 -	PRU PAD	Prunus padus	Heavy Standard: 5 brks: 3x: RB: Clear Stem 175-200cm	Counted	350-425cm	12-14c
7 -	QUE PET	Quercus petraea	Heavy Standard: 5 brks: 3x: RB: Clear Stem 175-200cm	Counted	350-425cm	12-14c
6 -	QUE ROB	Quercus robur	Heavy Standard: 5 brks: 3x: RB: Clear Stem 175-200cm	Counted	350-425cm	12-14c
5 -	SOR AUC	Sorbus aucuparia	Heavy Standard: 5 brks: 3x: RB: Clear Stem 175-200cm	Counted	350-425cm	12-14c
Total :40 -						

Shrubs

Number	Abbreviation	Species	Specification	Density	Height
49 -	BER NAN	Berberis thunbergii 'Atropurpurea Nana'	Branched: 4 brks: C	4/m²	20-25cm
44 -	COR ELE	Cornus alba 'Elegantissima'	Branched: 4 brks: C	3/m²	40-60cm
34 -	ELA LIM	Elaeagnus x ebbingei 'Limelight'	Branched: 3 brks: C	2/m²	30-40cm
40 -	EUO GAI	Euonymus fortunei 'Emerald Gaiety'	Bushy: 7 brks: C	3/m²	20-30cm
26 -	EUO QUE	Euonymus fortunei 'Silver Queen'	Bushy: 5 brks: C	4/m²	20-30cm
48 -	HEB WIN	Hebe 'Mrs Winder'	Bushy: 5 brks: C	3/m²	30-40cm
26 -	POT ELI	Potentilla fruticosa 'Elizabeth'	Bushy: 3 brks: C	4/m²	
47 -	PRU LUS	Prunus lusitanica	Bushy: 4 brks: C	2/m²	30-40cm
44 -	SKI RUB	Skimmia japonica 'Rubella'	Bushy: 3 brks: C	4/m²	30-40cm
65 -	VIB DAV	Viburnum davidii	Bushy: 3 brks: C	3/m²	20-30cm
Total :423 -					

Native Hedgerow Mix

Number	Abbreviation	Species	Specification	Density	Height	Pot Size	Percentage Contribution
117 -	COR AVE	Corylus avellana	1+2: Transplant - seed raised: Branched: 3 brks: B	0.4Ctr Double Staggered at 0.3m offset	60-80cm		10%
574 -	CRA MON	Crataegus monogyna	1+1: Transplant - seed raised: B	0.4Ctr Double Staggered at 0.3m offset	60-80cm		50%
117 -	ILE AQU	Ilex aquifolium	Bushy: 3 brks: C	0.4Ctr Double Staggered at 0.3m offset	40-60cm	3L	10%
231 -	PRU SPI	Prunus spinosa	1+1: Transplant - seed raised: Branched: 2 brks: B	0.4Ctr Double Staggered at 0.3m offset	60-80cm		20%
117 -	ROS CAN	Rosa canina	1+1: Transplant - seed raised: Branched: 3 brks: B	0.4Ctr Double Staggered at 0.3m offset	60-80cm		10%
Total :1156 -							

Native scrub mix

Number	Abbreviation	Species	Specification	Density	Height	Percentage Contribution	Pot Size
8 -	ACE CAM	Acer campestre	1+1: Transplant - seed raised: B	1Ctr	80-100cm	5%	
14 -	COR SAN	Cornus sanguinea	1+1: Transplant - seed raised: Branched: 3 brks: B	1Ctr	60-80cm	10%	
14 -	COR AVE	Corylus avellana	1+2: Transplant - seed raised: Branched: 4 brks: B	1Ctr	80-100cm	10%	
52 -	CRA MON	Crataegus monogyna	1+2: Transplant - seed raised: B	1Ctr	80-100cm	40%	
14 -	ILE AQU	Ilex aquifolium	Bushy: 3 brks: C	1Ctr	40-60cm	10%	3L
26 -	PRU SPI	Prunus spinosa	1+2: Transplant - seed raised: Branched: 3 brks: B	1Ctr	80-100cm	20%	
8 -	ROS CAN	Rosa canina	Branched: 5 brks: C	1Ctr	40-60cm	5%	3L
Total :136 -							

DO NOT SCALE

ALL COORDINATES RELATED TO LOCAL GRID
LOCATED TO OS NG BY BEST FIT TO DETAIL
EXTRACTED FROM OS DIGITAL DATA

© This drawing, including the design and technical information contained on it, is the property of Ascerta. The drawing may only be used for the specific purpose for which it has been intended and may not be reproduced or copied without prior permission.

Planting Plan Key:

- Site Boundary
- Existing trees and hedgerows to be retained and protected during the works.
- Proposed native tree planting, tree pit and double staking as detailed in the specification.
- Proposed mixed native hedgerow planted in a double staggered row at 0.4m centres and 0.3 offset. Each plant to have 60cm high Tubex shrub shelter with stake and two cable ties.
- Periphery open space to be sown with Germinal Eco Species Rich Lawn mix, or similar approved, to be sown at a rate of 10g/m2 on 150mm topsoil.
- Native scrub planting to be planted as whip planting at 1m centres, for additional wildlife habitat. Each plant to have a 60cm high Tubex shrub shelter with stake and two cable ties.
- Proposed ornamental planting on 400mm depth of topsoil with 75mm bark mulch.

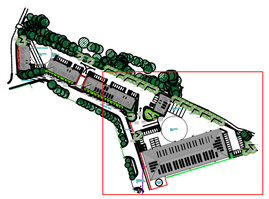

Ascerta
Landscape | Trees | Ecology
t: 0845 463 4404
e: info@landscapetreesecology.com
www.landscapetreesecology.com

CLIENT:
Edward Architecture

PROJECT:
Fallows Way, Prescot

DRAWING TITLE:
Planting Plan
Sheet 1 of 2

SCALE:	DRAWN BY:	DRAWING No:	REV:
1:250 @A1	CP		
DATE:	CHKD BY:		
23/09/2021	CN	P.1519.21.04	-