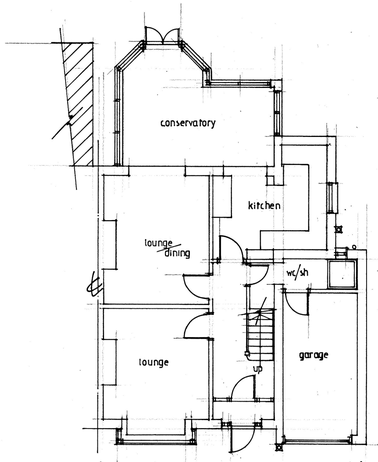
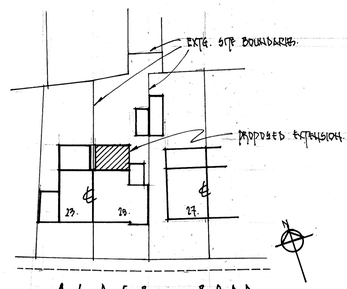
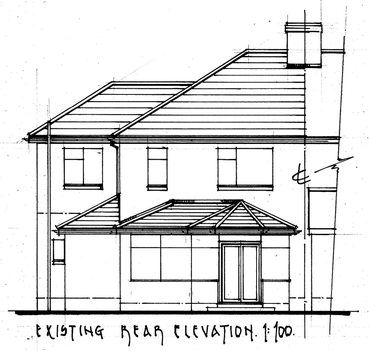


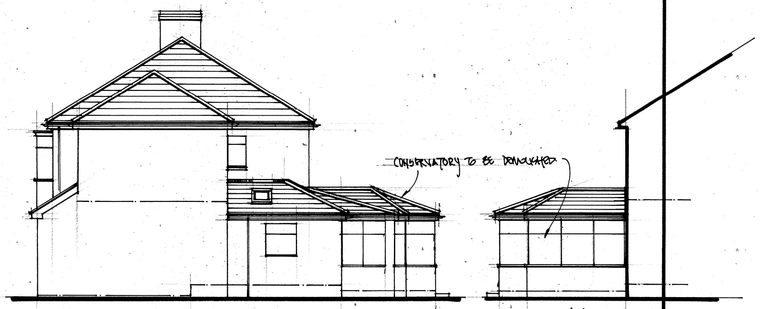
EXISTING GROUND FLOOR PLAN. 1:100.



PROPOSED BLOCK PLAN. 1:500



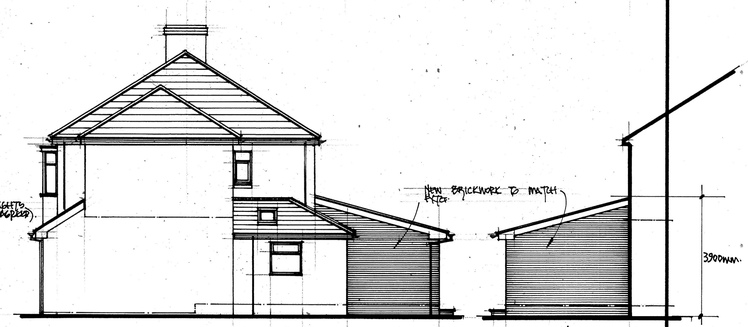
EXISTING REAR ELEVATION. 1:100.



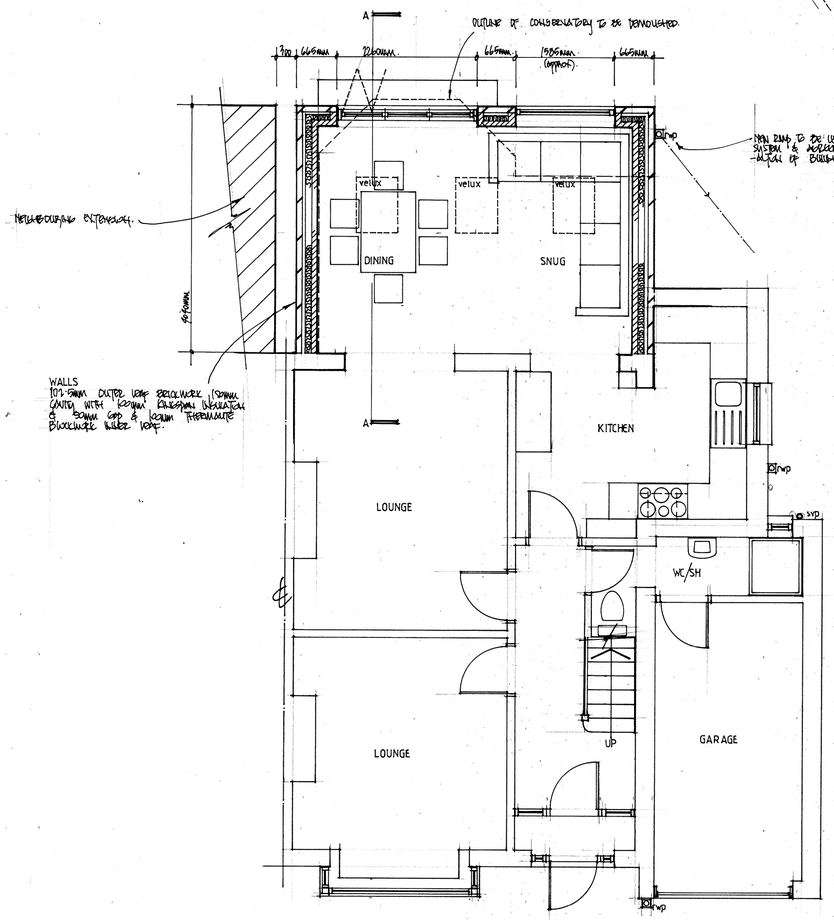
EXISTING SIDE ELEVATIONS. 1:100



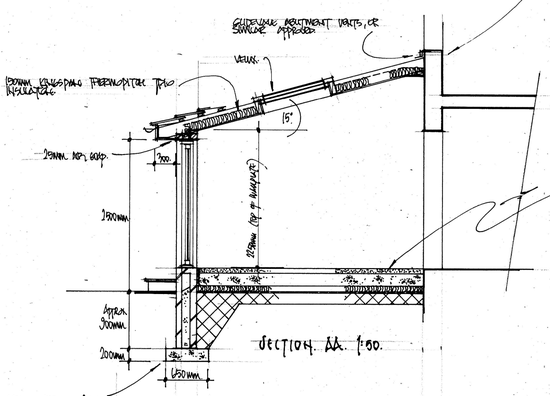
PROPOSED REAR ELEVATION. 1:100.
GLAZING TO ALL CRITICAL AREAS TO BE SET IN A TOUGHENED, LAMINATED OR LAMINATED GLASS.



PROPOSED SIDE ELEVATIONS. 1:100.



PROPOSED GROUND FLOOR PLAN. 1:50.



SECTION. AA. 1:50.

FOUNDATIONS
CONCRETE STRIP FOUNDATIONS : 650mm WIDE x 200mm DEEP WITH 1m² APPROX. COURSE OF BRICKWORK. FOUNDATIONS NOT TO SET SITE CONTRACTOR & NOT TO BATTERY BUILDING INSPECTOR.

VAULTED ROOF
ROOF TILES TO SUIT 15° PITCH ON 25x 38mm SIN BATTENS, ON CORAVIN 150 UNDER TORNADO'S BASING FELT ON 50x 100mm SIN RAFTERS @ 700mm C/C BOXING ON 75x 100mm SIN HANGERS & NO 75x 100mm SIN RIDGE BOARD TO WALL (THICKNESS OF RAFTER) TO BE PLATED IN 9mm DRY & FINISHED WITH 12.5mm PLASTERBOARDS & SKIM FINISH. PROVIDE 80mm KINGSPAN THERMOTECH TPO INSULATION TO SLOPING UNDER OF ROOF BETWEEN RAFTERS, MAINTAINING A 50mm CAVITY/AIR GAP BETWEEN TOP OF INSULATION & UNDERSIDE OF FELT.
PROVIDE VENTILATION TO ROOF SPACE VIA PROPRIETARY EAVES VENTILATORS.
CEILING EQUIVALENT 25mm CAVITY/AIR SPACE.
PROVIDE 9mm BUFFERED GRADE DOUBLE FOIL BOARD & SCRIM AT EAVES, TO PREVENT 80mm OF WALL WOOL FOUND GUTTER, DRAWING TO 60mm OF EAVE.

FLOOR
75mm SAND CEMENT SCREED ON 80mm CONCRETE SLAB ON 100mm KINGSPAN INSULATION ON 1000 VISQUEEN 50mm ON A SAND BLINDED HARDCORE BASE 150mm WELL COMPACTED LAYERS. DPM TO DPC ETC.
PROVIDE 25mm STRIP/DPM TO PERIMETER OF SLAB & SCREED AT EXTERNAL WALLS, TO PREVENT CAST BRIDGE.

1:50 SCALE BAR
1:100 SCALE BAR
1:500 SCALE BAR

ALL DIMENSIONS TO BE CHECKED ON SITE.
ALL ELEMENTS OF STRUCTURE TO BE 1HR. FIRE RESISTED.

A1 PAPER SIZE.

NOTES

REVISION	AMENDMENT	DATE

CLIENT
PAUL McEGAN.
25 ALDER ROAD.
PRESCOT.
L34 2SG.

DRAWING TITLE
SINGLE STOREY PITCHED ROOF EXTENSION TO REAR.

EXISTING & PROPOSED PLANS & ELEVATIONS.

SCALE	DRAWING No.	REV.
1:50, 1:100, 1:500.	01.	
DATE FEBRUARY '2026.		