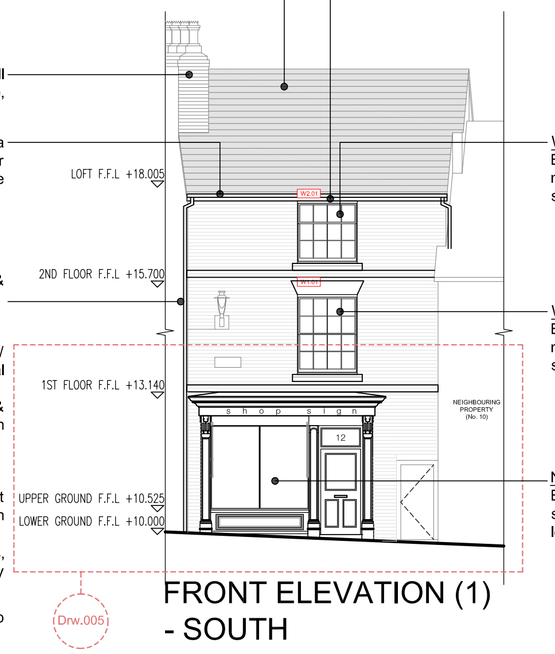
PLANNING DRAWING
THIS DRAWING IS FOR PLANNING PURPOSES ONLY AND NOT TO BE USED FOR CONSTRUCTION



Roof Front & Rear Slopes
Remove existing roof covering.
Install new traditional slates and new ridge tiles, to match adjacent property No. 10 Church Street. Slates to match in size, colour and texture.

Timber fascia to match existing.

Chimney
Reinstate truncated chimney, reinstall chimney pots, pointing (lime mortar), new lead flashing

Existing gutters, downpipes and fascia to be removed. New painted timber fascia installed. New cast iron ogee gutters installed. Paint finish - black.

W2.01
Existing window to be removed and new traditional single glazed vertical sliding sash window installed.

New down pipe & hopper
Install new cast iron down pipe & hopper. Paint finish - black.

W1.01
Existing window to be removed and new traditional single glazed vertical sliding sash window installed.

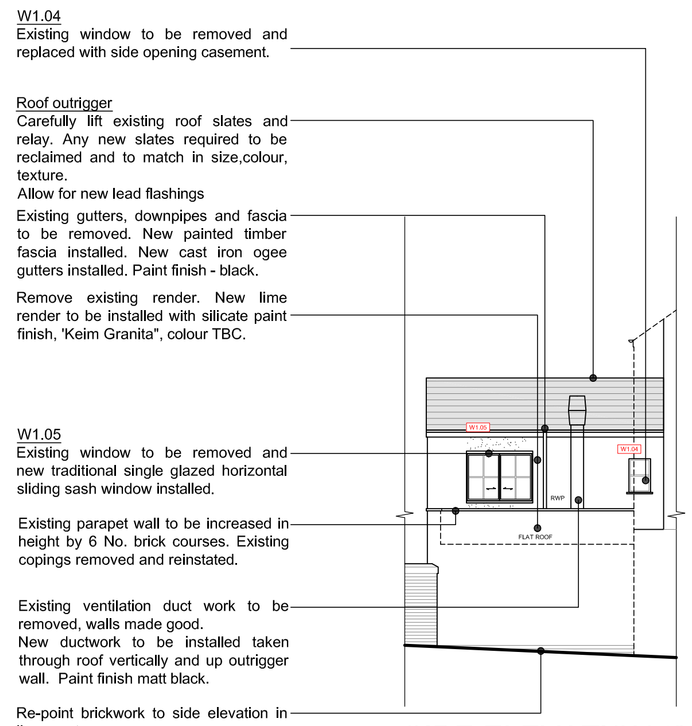
Front elevation
Paint to be removed from stone heads / cills / by specialist approved removal method (doff / washab. etc).
Spalled / damaged sandstone heads & cills to be replaced, stone to match existing.

New shop front
Existing shop front to be removed. New shop front installed - see detail. New lead flashing to top of shop front.

Re-point elevation in lime mortar.
Damaged existing bricks to be cut out and replaced with new bricks to match existing.
All redundant alarm boxes, cables, clips, pipes to be removed. Any retained cables to be neatly clipped.

Anti roost wire to be installed to shop front and all window cills

FRONT ELEVATION (1) - SOUTH



W1.04
Existing window to be removed and replaced with side opening casement.

Roof outrigger
Carefully lift existing roof slates and relay. Any new slates required to be reclaimed and to match in size,colour, texture.
Allow for new lead flashings

Existing gutters, downpipes and fascia to be removed. New painted timber fascia installed. New cast iron ogee gutters installed. Paint finish - black.

Remove existing render. New lime render to be installed with silicate paint finish, 'Keim Granita", colour TBC.

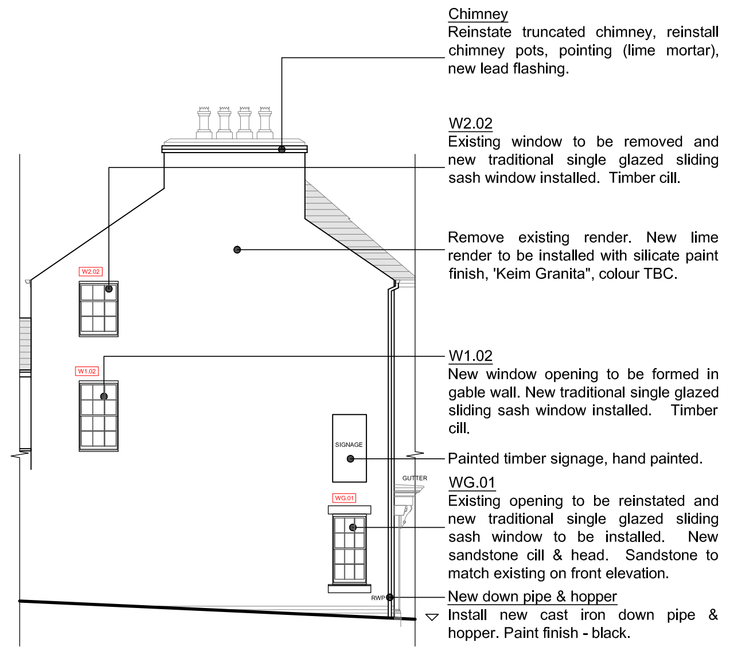
W1.05
Existing window to be removed and new traditional single glazed horizontal sliding sash window installed.

Existing parapet wall to be increased in height by 6 No. brick courses. Existing copings removed and reinstated.

Existing ventilation duct work to be removed, walls made good.
New ductwork to be installed taken through roof vertically and up outrigger wall. Paint finish matt black.

Re-point brickwork to side elevation in lime mortar.
Damaged existing bricks to be cut out and replaced with new bricks to match existing.

SIDE ELEVATION (3) - WEST



Chimney
Reinstate truncated chimney, reinstall chimney pots, pointing (lime mortar), new lead flashing.

W2.02
Existing window to be removed and new traditional single glazed sliding sash window installed. Timber cill.

Remove existing render. New lime render to be installed with silicate paint finish, 'Keim Granita", colour TBC.

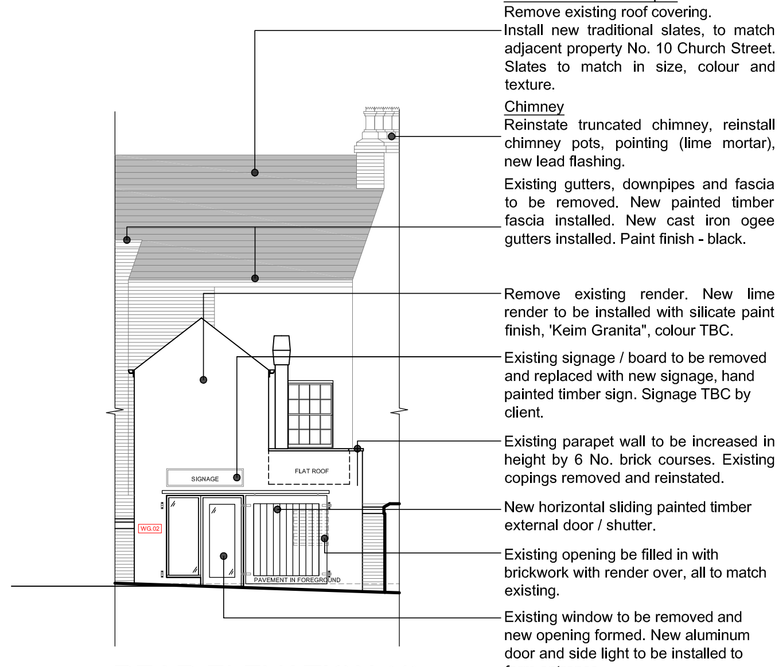
W1.02
New window opening to be formed in gable wall. New traditional single glazed sliding sash window installed. Timber cill.

Painted timber signage, hand painted.

WG.01
Existing opening to be reinstated and new traditional single glazed sliding sash window to be installed. New sandstone cill & head. Sandstone to match existing on front elevation.

New down pipe & hopper
Install new cast iron down pipe & hopper. Paint finish - black.

SIDE ELEVATION (2) - WEST



Roof Front & Rear Slopes
Remove existing roof covering.
Install new traditional slates, to match adjacent property No. 10 Church Street. Slates to match in size, colour and texture.

Chimney
Reinstate truncated chimney, reinstall chimney pots, pointing (lime mortar), new lead flashing.

Existing gutters, downpipes and fascia to be removed. New painted timber fascia installed. New cast iron ogee gutters installed. Paint finish - black.

Remove existing render. New lime render to be installed with silicate paint finish, 'Keim Granita", colour TBC.

Existing signage / board to be removed and replaced with new signage, hand painted timber sign. Signage TBC by client.

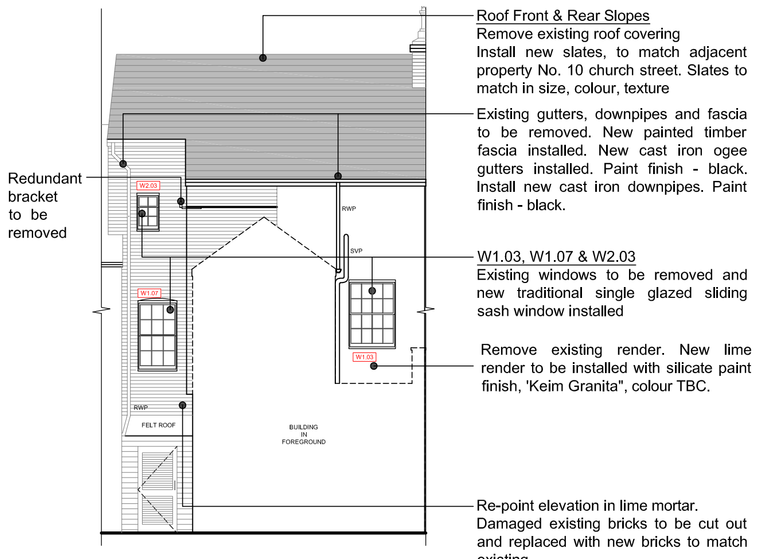
Existing parapet wall to be increased in height by 6 No. brick courses. Existing copings removed and reinstated.

New horizontal sliding painted timber external door / shutter.

Existing opening be filled in with brickwork with render over, all to match existing.

Existing window to be removed and new opening formed. New aluminum door and side light to be installed to form entrance.

REAR ELEVATION (4) - NORTH



Redundant bracket to be removed

Roof Front & Rear Slopes
Remove existing roof covering
Install new slates, to match adjacent property No. 10 church street. Slates to match in size, colour, texture

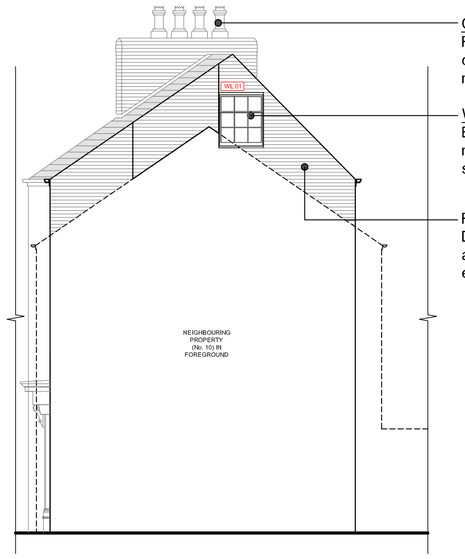
Existing gutters, downpipes and fascia to be removed. New painted timber fascia installed. New cast iron ogee gutters installed. Paint finish - black. Install new cast iron downpipes. Paint finish - black.

W1.03, W1.07 & W2.03
Existing windows to be removed and new traditional single glazed sliding sash window installed

Remove existing render. New lime render to be installed with silicate paint finish, 'Keim Granita", colour TBC.

Re-point elevation in lime mortar.
Damaged existing bricks to be cut out and replaced with new bricks to match existing.

REAR ELEVATION (5) - NORTH

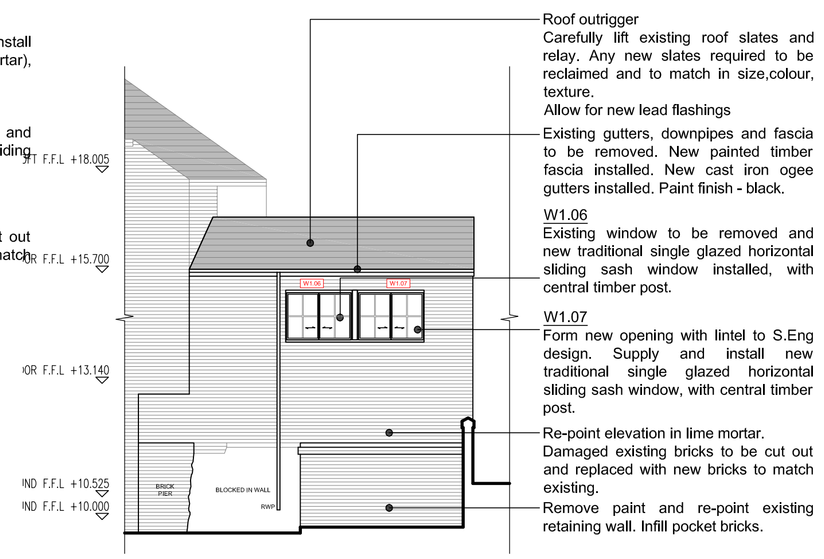


Chimney
Reinstate truncated chimney, reinstall chimney pots, pointing (lime mortar), new lead flashing.

WL.01
Existing window to be removed and new traditional single glazed sliding sash window installed. Timber cill.

Re-point elevation in lime mortar.
Damaged existing bricks to be cut out and replaced with new bricks to match existing.

SIDE ELEVATION (7) - EAST



Roof outrigger
Carefully lift existing roof slates and relay. Any new slates required to be reclaimed and to match in size,colour, texture.
Allow for new lead flashings

Existing gutters, downpipes and fascia to be removed. New painted timber fascia installed. New cast iron ogee gutters installed. Paint finish - black.

W1.06
Existing window to be removed and new traditional single glazed horizontal sliding sash window installed, with central timber post.

W1.07
Form new opening with lintel to S.Eng design. Supply and install new traditional single glazed horizontal sliding sash window, with central timber post.

Re-point elevation in lime mortar.
Damaged existing bricks to be cut out and replaced with new bricks to match existing.

Remove paint and re-point existing retaining wall. Infill pocket bricks.

SIDE ELEVATION (6) - EAST

All sash windows

To be weighted and corded sashes, and not spiral balanced.

Sealed with burnt sand mastic.

Cills where no sandstone cill present to be timber cills, projecting past brickwork.

Paint to be linseed oil paint - Brown & Co. (or equal), 'Whiteley' off white.

Glazing to be Putty sealed.

REVISIONS				
Rev.	Description	Date	By	Chk'd
A	Updated in line with Planning department comments.	28-03-22	TOC	AW
B	Updated in line with Grant Officers comments.	12-09-22	TOC	AW

NORTH

0 2m 4m 6m 8m 10m
1:100

Cass associates
architecture masterplanning planning landscape conservation
Studio 204B The Tea Factory 82 Wood Street Liverpool L1 4DQ
T - +44 (0)151 707 0110
E - all@cassassociates.co.uk
W-www.cassassociates.co.uk

client
KAIWEN TIAN & YIHAN GUO
project
12 CHURCH STREET, PRESCOT, L34 3LA

purpose **PLANNING**
drawing title
ELEVATIONS AS PROPOSED

scale @ A1 1:100
date 11.02.2022
drn JT chk'd RR

1621-004
B

Original paper size (A1) 841x 594mm

© This drawing is the property of Cass Associates and the information can only be reproduced with their prior permission

CAD FILE NAME: S:\CASS FILES\1621 KAIWEN TIAN & YIHAN GUO\12 Church St, Prescot\Drawings\1621 Ele sketchUp\Current\1621-ALL PLANNING(B).dwg