SITE PLAN
1:500

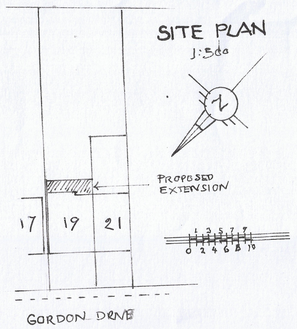

SIDE ELEVATION 1:100
C

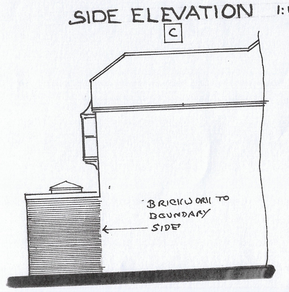

REAR ELEVATION 1:100



SIDE ELEVATION 1:100
D

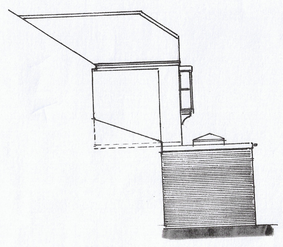

SIDE ELEVATION 1:100
C

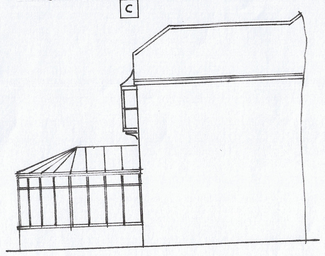

SIDE ELEVATION 1:100
D

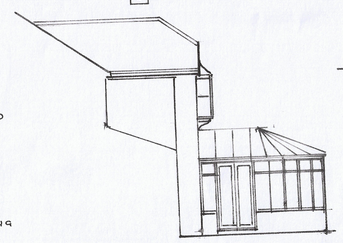

REAR ELEVATION 1:100



LOCATION PLAN 1:1250

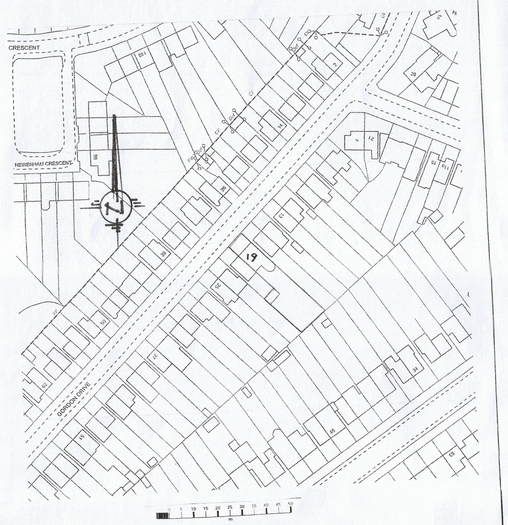

PROPOSED

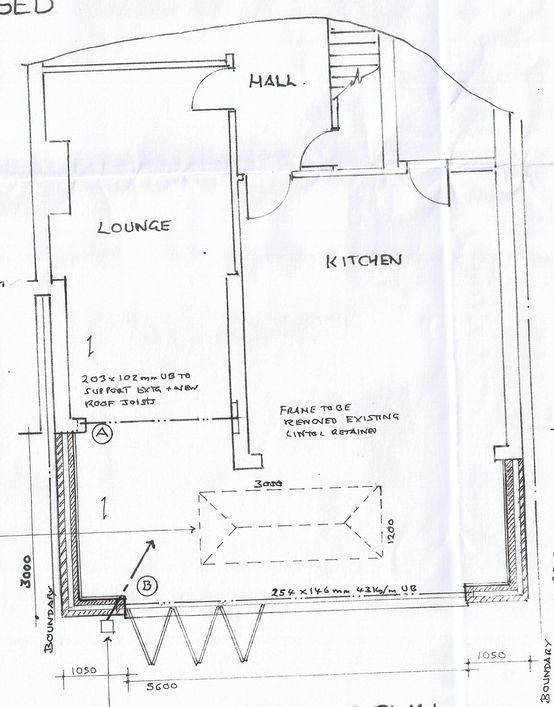

GROUND FLOOR PLAN 1:50

EXISTING

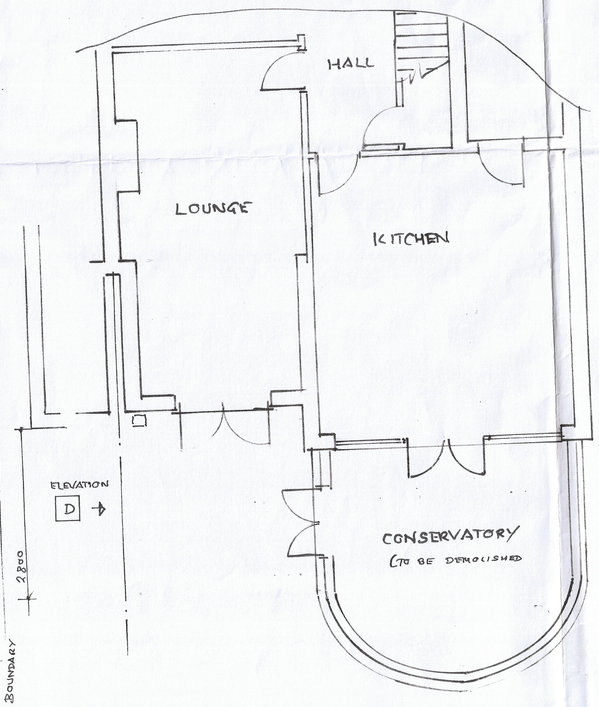

GROUND FLOOR PLAN 1:50

STEEL CHECKS

(A) 203 x 102 mm UB SPAN 2600

LOADS: ROOF1 1.2 x 2.6 x 2.0 G 24
ROOF2 2.0 x 2.6 x 2.0 10.4
W 16.64 KN

BM $WL/8$ = 5.4 KNm
$Z_{req'd}$ M/p_{bc} = 33 cm³ ✓
δ_p $L/360$ = 7.2mm
δ_a $\frac{5WL^3}{384EI} = \frac{3.81}{EI}$ = 0.9mm ✓

(B) 254 x 146 mm 43 1/6/m UB SPAN 6000

LOADS: BKWK 0.85 x 6.0 x 4.5 12.15
ROOF 2.0 x 6.0 x 2.0 24.00
W 36.15 KN

BM $WL/8$ = 27.11 KNm
$Z_{req'd}$ M/p_{bc} = 164 cm³ ✓
δ_p $L/360$ = 16.6 mm
δ_a $\frac{5WL^3}{384EI} = \frac{101.67}{EI}$ = 7.4 mm ✓

WINDOWS

ALL NEW WINDOWS AND ROOF LIGHTS IN U.P.V.C OR H.W. FRAMES TO HAVE 20MM SEALED DOUBLE GLAZED UNITS INCORPORATING LOW EMISSIVITY 'K' GLASS TO ACHIEVE A MAXIMUM 1.4W/M² K VALUE.

VENTILATION

ALL HABITABLE ROOMS TO HAVE AT LEAST 8000MM² BACKGROUND VENTILATION PROVIDED THROUGH TRICKLE VENTILATORS BUILT INTO WINDOW FRAMES OR 2 NO 225 X 150MM AIR BRICKS WITH LOUVRED CONTROLLABLE PLASTER VENTS, AT LEAST 4000MM² BACKGROUND VENTILATION TO BE PROVIDED TO KITCHENS, BATHROOMS AND UTILITY ROOMS. WINDOW FRAMES TO INCORPORATE OPENING VENTS EQUIVALENT TO AT LEAST 5% OF THE FLOOR AREA OF THE ROOM SERVED.

WALL CONSTRUCTION

TWO COAT SAND CEMENT RENDER TO MATCH EXISTEING ON 100MM CONCRETE BLOCKWORK OR SELECTED FACING BRICK OUTER LEAF 100MM CAVITY WITH DRITHERM 32 ULTIMATE FULL FILL 100MM CELCON SOLAR BLK, INNER LEAF WITH 32.5mm 32 ULTIMATE. FULL FILL 100MM CELCON SOLAR BLK, INNER LEAF WITH 32.5mm 'GYPROC' THERMAL BOARD FOR 0.18 U VALUE. STAINLESS STEEL CAVITY TIES TO BS: PROVIDED AT 450 = 750MM CENTRES AND AT 300MM CENTRES AROUND ALL OPENINGS. INSULATED 'THERMABATE' OR SIMILAR CAVITY CLOSERS WITH INSULATED CATNIC OR I.G. PROPRIETARY GALV. STEEL LINTOLS TO BE PROVIDED OVER ALL CAVITY WALL OPENINGS WITH A MINIMUM 150MM END BEARING. TIMBER STUD PARTITIONS 75 X 50MM STUDDING WITH MINERAL WOOL IN FILL AND 12MM PB AND SKIM BOTH SIDES.

N.T.S

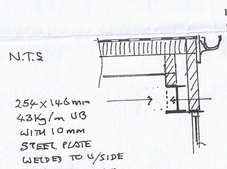

SECTION 1:50

ROOF CONSTRUCTION

GRP COVERING BY SPECIALIST ON 19mm PLY LAID OVER 150mm KINGSPAN THERMAROOF TR 26 ON TAPERED FIRRINGS OVER 200 x 50 mm SC3 JOISTS @ 400 c/c WITH 12.5mm PB + SKIM CEILING.

LANTERN LIGHT BY SPECIALIST WITH 2 x 225 x 50mm JOISTS BOLTED TOGETHER FOR TRIMMERS TO OPENING

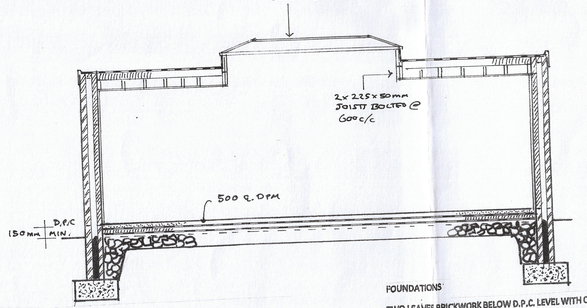

GROUND FLOOR

100MM CONCRETE SLAB WITH SELF LEVELLING SCREED AND FINISH TO CLIENT'S CHOICE ON 120MM 'CELOTEX' ON 1200 G VISQUEEN DPM ON 50MM SAND BLINDING OVER 150MM WELL CONSOLIDATED BRICK HARDCORE. INSULATION BOARD TO BE TURNED UP AT EDGE OF SLAB. D.P.C. AND D.P.M. TO BE LAPPED AND BONDED.

FOUNDATIONS

TWO LEAVES BRICKWORK BELOW D.P.C. LEVEL WITH CONCRETE CAVITY FILL UP TO 225MM BELOW D.P.C. LEVEL STRIP CONCRETE FOOTINGS MINIMUM 600MM X 200MM THICK AT LEAST 1000MM DEEP BEARING ONO FIRM CLAY SUB STRATA, OVERALL SIZE AND DEPTH TO SUIT GROUND CONDITIONS IN AGREEMENT WITH THE B.C.O./A.I.

DRAINAGE

ALL NEW DRAINS TO BE LAID USING 100MM DIAMETER HEPSLEVE OR U.P.V.C. PIPES AT 1:40 MINIMUM SELF-CLEANSING GARDIENT. DRAINS UNDER BUILDING AND WITHIN 1M OF FOUNDATIONS TO BE ENCASED IN CONCRETE SURROUND, DRAINS PASSING THROUGH FOUNDATIONS TO BE BRIDGED OVER WITH P.C.C. LINTOLS AND ROCKER PIPE USED EITHER SIDE OF WALL.

GENERAL NOTES

ALL DIMENSIONS INCLUDING ROOF PITCHES TO BE CHECKED BY CONTRACTOR BEFORE WORK COMMENCES. ALL WORK TO COMPLY WITH CURRENT BUILDING REGULATIONS AND CARRIED OUT TO THE COMPLETE SATISFACTION OF THE DISTRICT B.C.O. ALL TIMBER TO BE TREATED WITH PRESERVATIVE. ALL NEW STEELWORK TO BE ENCASED IN 12M GYPSYM 'FIRELINE' BOARD FOR 30 MINUTES FIRE PROTECTION. ALL GALV. LINTOLS TO BE INSULATED AND ENCASED WITH 12MM PLASTERBOARD AND SKIMFOR 30 MINUTES FIRE PROTECTION. ALL ELECTRICAL WORK TO BE UNDERTAKEN BY NICEIC APPROVED CONTRACTOR WITH AN INSTALLATION CERTIFICATE TO BE PROVIDED ON COMPLETION. ALL NEW RADIATORS TO BE FITTED WITH THERMOSTATIC VALVES AND C.H. BOILERS TO BE REPLACED IF NECESSARY WITH CONDENSING TYPE BOILERS AND INSTALLED BY A CORGI REGISTERED CONTRACTOR. TOUGHENED OR LAMINATED SAFETY GLASS TO BE USED IN ALL CRITICAL LOCATIONS.

CLIENT
MR. S. THOMPSON

SCHEME
SINGLE STOREY EXTENSION AT REAR

ADDRESS
19 GORDON DRIVE
HUYTON
L14 7PU

DRAWING TITLE	NUMBER	REVISION

DATE	SCALES
MARCH 2023	1:50 1:100

1:100 0 1 2 3 4 5 6 7 8 9 10
1:50 0 1 2 3 4 5