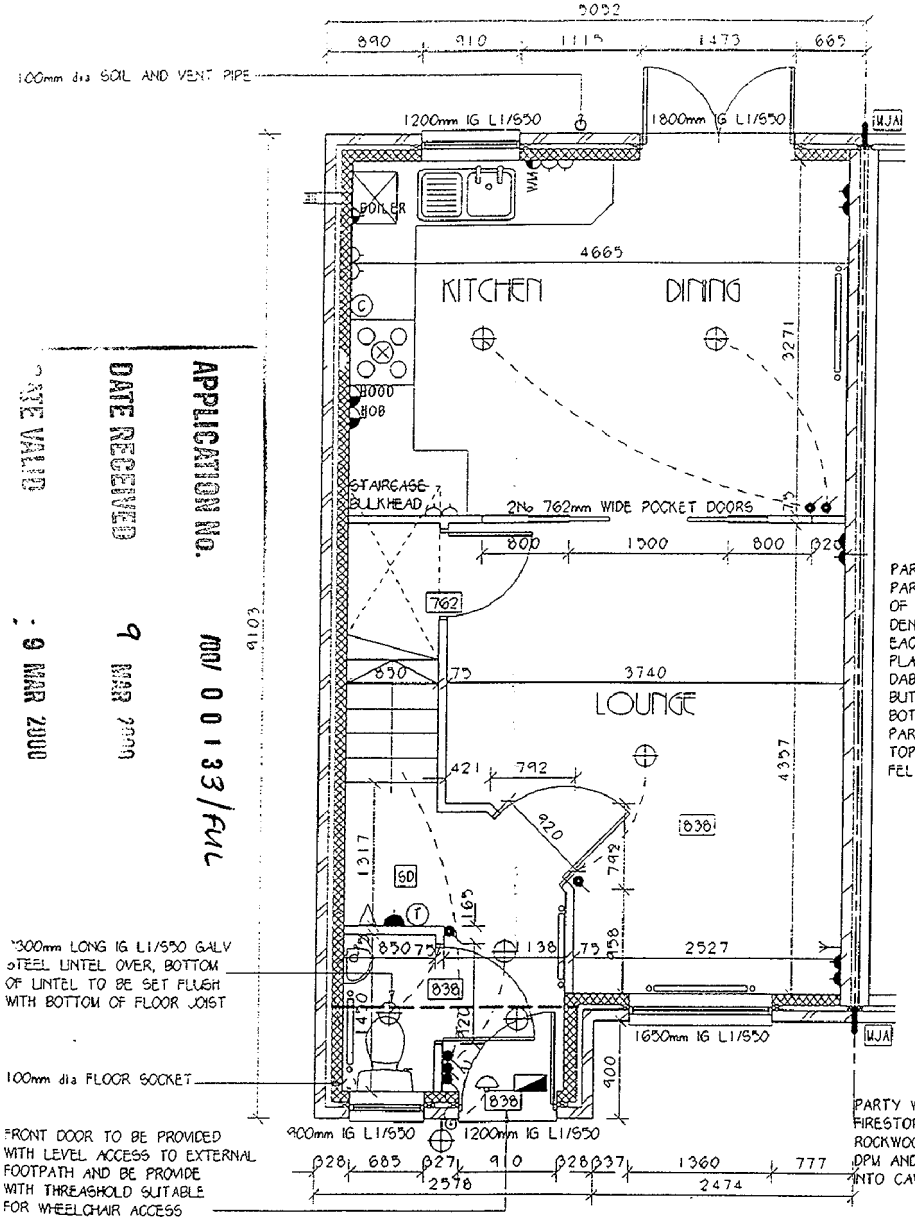

PARTY WALLS
PARTY WALLS CONSTRUCTED WITH 2 LEAVES OF DENSE CONCRETE BLOCKWORK (MIN DENSITY 1990kg/m³) WITH 75mm CAVITY. EACH LEAF TO BE LINED WITH 9.5mm PLASTERBOARD TAPED AND FILLED ON MIN 4 DABS. WALL TIES TO PARTY WALLS TO BE BUTTERFLY TYPE ONLY. MINIMUM MASS OF BOTH LEAVES TO BE 415kg/m². PARTY WALL TO BE STOPPED 40mm BELOW TOP RAFTER AND GAP ABOVE AND BELOW FELT FIRE STOPPED WITH ROCKWOOL

PARTY WALL TO BE FIRESTOPPED WITH ROCKWOOL WRAPPED IN DPM AND COMPRESSED INTO CAVITY

APPLICATION NO. 00/00133/FUL
DATE RECEIVED 6 MAR 2000
DATE VALID 9 MAR 2000

GROUND FLOOR PLAN

GROUND FLOOR AREA - 37.8m² or 406.9ft²

NEW EXTERNAL CAVITY WALLS TO BE CONSTRUCTED USING 102.5mm THICK FACING BRICKWORK LAID IN 1:1:6 MORTAR COATS S/C RENDER ON 100mm DENSE CONCRETE BLOCKWORK, 50mm CAVITY, 100mm THICK CELCON SOLAR INSULATING BLOCKWORK INTERNAL LEAF WITH 9.5mm PLASTERBOARD ON DABS (MIN 4 ROWS OF DABS/ BOARD) WITH TAPED AND FILLED JOINTS INTERNAL LINING OVER. DOUBLE TRIANGULAR WALL TIES TO CAVITIES TO BE FIXED AT 450mm VERTICAL AND 900mm HORIZONTAL C/C ROWS TO BE STAGGERED, DOUBLED UP AROUND ANY OPENINGS. INNER LEAF TO GARAGE TO BE 100mm DENSE CONCRETE FAIRFACED BLOCKWORK

INTERNAL WALLS TO BE, 75mm WIDE STUD PARTITION TO COMPRISE OF 75x50mm TREATED S/W HEAD AND SOLE PLATES AND STUDS AT 400mm VERTICAL c/cs. FINISHED BOTH SIDES WITH 9.5mm PLASTERBOARD WITH TAPED AND FILLED JOINTS. NOTE ALL STUD WALLS TO BATHROOMS, ENSUITES AND TOILETS TO BE FILLED WITH QUILT INSULATION

FIRST FLOOR
19mm THICK CHIPBOARD FLOORING BOARD ON 225x50mm SC4 S/W FLOOR JOISTS AT 400mm c/cs. PROVIDE GALV. MILD STEEL HERRING BONE STRUTTING AT ONE THIRD SPANS AND 150x50mm TREATED S/W NOGGINGS AT 400mm c/cs ABOVE AND BELOW STUD WALL PARALLEL TO JOISTS. STAIRCASE TO BE TRIMMED WITH 225x50mm S/W TRIMMERS BOLTED TOGETHER WITH DOG-TOOTH CONNECTORS. WHERE WALLS RUN PARALLEL WITH JOISTS 1200x30x5mm GALV STEEL STRAPS TO BE PROVIDED AT 1800mm c/cs OVER FIRST THREE JOISTS WITH 150x50mm NOGGING BETWEEN. CEILING TO BE 12.5mm PLASTERBOARD WITH TAPED AND FILLED JOINTS

GROUND FLOOR CONSTRUCTION
CAST IN-SITU REINFORCED SUSPENDED CONCRETE SLAB TO STUCTURAL ENGINEERS DESIGN ON 25mm POLYFOAM 220 RIGID INSULATION BOARD SUSPENDED BELOW SLAB WITH PROPRIETARY GALV STEEL HANGERS CAST INTO FLOOR SLAB. FOUNDATION BLOCKS TO BE 440mm THICK FOR EDGE SUPPORT TO FLOOR SLAB. SLAB TO BE CAST OVER 1200g VISQUEEN DPM LAPPED UNDER WALL DPC ON 50mm BLINDING ON FILL MATERIAL

FOUNDATIONS:
600x175mm CONCRETE STRIP FOUNDATIONS (GEN 3 MX) FOUNDATIONS TO BE TAKEN DOWN TO LOAD BEARING STRATUM MIN 875mm BELOW VIRGIN GROUND LEVEL (TO SUIT SITE CONDITIONS). FOUNDATIONS TO STEP TO SUIT SITE LEVELS. STEPS TO BE NO GREATER THAN 175mm HIGH AND 450mm OVERLAP.
NOTE : FOUNDATIONS INDICATED ARE STANDARD CONSTRUCTION, PLEASE REFER TO STRUCTURAL ENGINEERS DETAILS AND DRAWINGS WHERE APPLICABLE FOR SITE SPECIFIC FOUNDATION DETAILS.

INTERNAL DRAINAGE
NEW DRAINAGE CONNECTIONS TO S+V STACK FROM SHOWER, WHB AND BATH TO BE MIN 40mm DIA PIPE WITH MIN 75mm DEEP SEAL TRAP, WC TO BE SYPHONIC TYPE WITH MIN 75mm DIA PIPE WITH MIN 50mm TRAP SEAL. PROVIDE CLEANING EYES TO ALL BENDS ON ABOVE GROUND DRAINAGE.

EXTERNAL DRAINAGE
100mm DIA PVC PIPEWORK LAID AT MIN 1:100 FALL TO SURFACE WATER DRAIN AND MIN 1:40 FALL TO FOUL WATER DRAIN. PROVIDE RIGID SLEEVE AROUND PIPEWORK WHERE PASSING THROUGH EXTERNAL WALLS AND LINTELS OVER. OPENING TO BE SEALED WITH MASTERBOARD TO PREVENT VERMIN ENTRY.

FOUNDATIONS TO BE STEPPED UNDER DRAINS, STEPS TO BE MAX 225mm HIGH AND OVERLAP 450mm

NEW INSPECTION CHAMBERS TO BE OSMA OR SIMILAR APPROVED PREFORMED POLYETHELENE CHAMBERS 1000mm DEEP. ALL NEW GULLIES TO BE RODDABLE

STAIRCASE
STAIRCASE TO COMPRISE OF 13 EQUAL RISERS AT 203mm AND EQUAL GOINGS AT 230mm. WINDERS TO BE MIN 50mm WIDE AND TO BE CONSISTANT WIDTH WHEN MEASURED AT CENTRE LINE. STAIRCASE TO HAVE MIN 2000mm CLEAR HEADROOM ABOVE NOSINGS AND 900mm HIGH HANDRAIL, BALUSTRADES TO BE PROVIDED WITH MAX 99mm SPACES BETWEEN. HANDRAIL TO LANDING TO BE AT 900mm ABOVE FLOOR LEVEL.

SD SMOKE DETECTORS TO BS 5446 TO BE INTERCONNECTED AND WIRED INTO SEPERATE FUSE ON DISTRIBUTION BOARD WITH BATTERY BACK UP.

HEATING
NEW GAS FIRED COMBINATION BOILER TO CLIENT SPECIFICATION WITH BALANCED FLUE. IF VENT TERMINAL IS WITHIN 2m OF EXTERNAL GROUND LEVEL THEN IT IS TO BE FITTED WITH SUITABLE GUARD CAGE
ALL BEDROOMS TO BE PROVIDED WITH THERMOSTATIC RADIATOR VALVES, ALL REMAINING RADIATORS TO BE CONTOLLED BY A ROOM THERMOSTAT

MECHANICAL VENTILATION
MECHANICAL VENTILATION TO KITCHEN AND BATHROOMS / ENSUITES TO PROVIDE MIN 60ltr AND 15ltr / SECOND EXTRACT RATE RESPECTIVELY. WHERE COOKER IS ADJACENT TO EXTERNAL WALL KITCHEN EXTRACT FAN TO BE OMITTED AND COOKER HOOD FAN WITH MIN 30ltr / SECOND EXTRACT PROVIDED. NOTE WHERE ROOMS HAVE MECHANICAL VENTILATION, PROVIDE PVCu DUCTING THROUGH CAVITY WALLS WITH TRAY DPC OVER

WINDOWS:
NEW WINDOWS TO BE PVCu FRAMED DOUBLE GLAZED UNITS WITH K GLASS ON FACE BRICK CILL BEDDED ON DPC. OPENABLE LIGHTS TO TO EQUAL OR GREATER THAN 1/20th OF THE RELEVANT ROOM FLOOR AREA. PATIO / FRENCH DOORS TO BE FITTED WITH 8000mm² TRICKLE VENTS ALL HABITABLE ROOMS TO BE PROVIDED WITH 8000mm² TRICKLE VENTS CAVITIES TO BE CLOSED WITH INSULATED PVCu WINDOW FORMERS; DOORS TO BE INSULATED GRP

ELECTRICAL
ALL SOCKETS, TV SOCKETS, TELEPHONE POINTS AND SWITCHES TO HABITABLE ROOMS TO BE MOUNTED BETWEEN 450mm AND 1200mm ABOVE FINISHED FLOOR LEVEL

APPROVED UNDER BUILDING REGULATIONS

CLIENT Lowry Homes JOB Standard House Types	DRAWING TITLE House Type - Gainsborough Ground Floor Plan
	DWG 500/98/220 — DRWN PBrew
	SCALE 1:50 — DATE 08/09/99

LOWRY homes plc

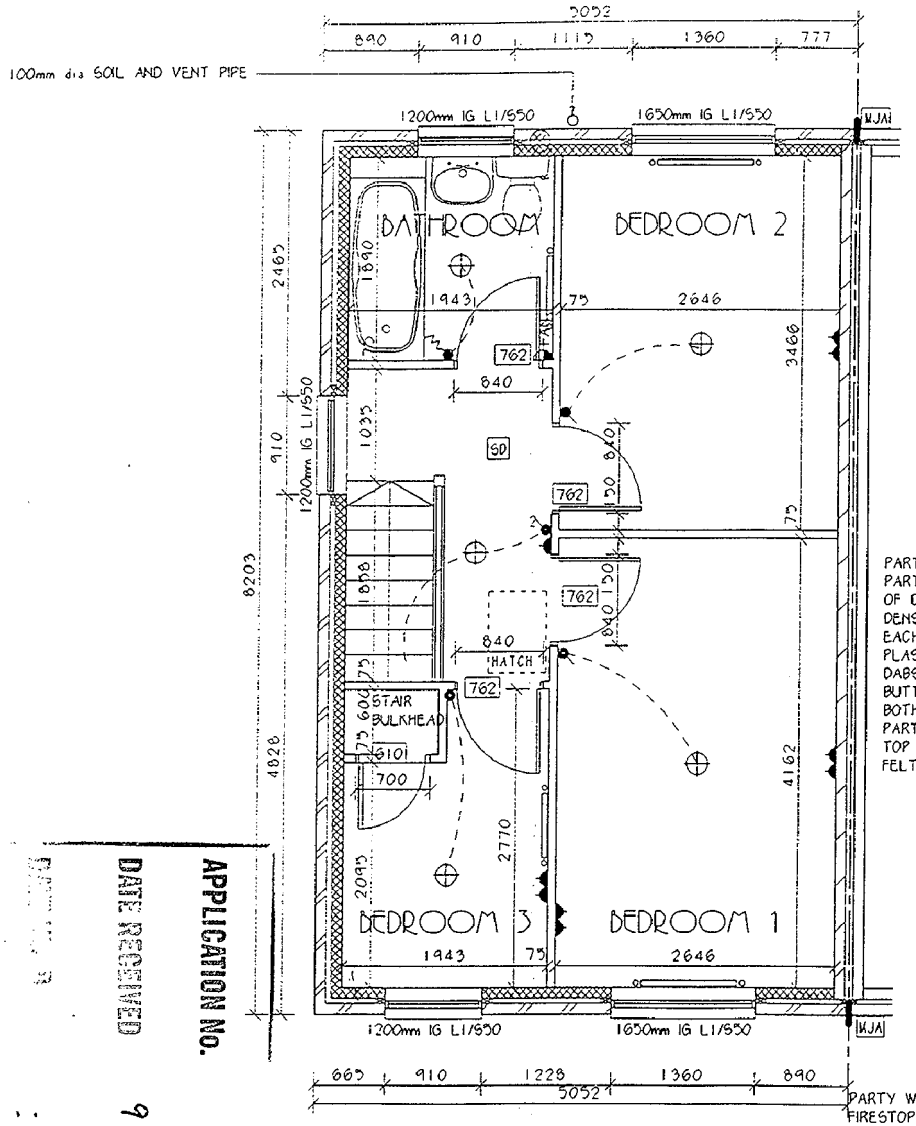

PARTY WALLS
PARTY WALLS CONSTRUCTED WITH 2 LEAVES OF DENSE CONCRETE BLOCKWORK (MIN DENSITY 1990kg/m³) WITH 75mm CAVITY. EACH LEAF TO BE LINED WITH 9.5mm PLASTERBOARD TAPED AND FILLED ON MIN 4 DABS. WALL TIES TO PARTY WALLS TO BE BUTTERFLY TYPE ONLY. MINIMUM MASS OF BOTH LEAVES TO BE 415kg/m². PARTY WALL TO BE STOPPED 40mm BELOW TOP RAFTER AND GAP ABOVE AND BELOW FELT FIRE STOPPED WITH ROCKWOOL

PARTY WALL TO BE FIRESTOPPED WITH ROCKWOOL, WRAPPED IN DPM AND COMPRESSED INTO CAVITY

APPLICATION No. 00/00133/FUL

DATE RECEIVED 9 MAR 2000

- 9 MAR 2000

FIRST FLOOR PLAN

FIRST FLOOR AREA - 35.9m² or 386.4ft²

WALLS
NEW EXTERNAL CAVITY WALLS TO BE CONSTRUCTED USING 102.5mm THICK FACE BRICKWORK OUTER LEAF OR 2 COATS S/C RENDER ON 100mm DENSE CONCRETE BLOCKWORK, 50mm CAVITY, 100mm THICK CELCON SOLAR INSULATING BLOCKWORK INTERNAL LEAF WITH 9.5mm PLASTERBOARD ON DABS (MIN 3 ROWS OF DABS/ BOARD) WITH TAPED AND FILLED JOINTS INTERNAL LINING OVER. DOUBLE TRIANGULAR WALL TIES TO CAVITIES TO BE FIXED AT 450mm VERTICAL AND 900mm HORIZONTAL C/C ROWS TO BE STAGGERED, DOUBLED UP AROUND ANY OPENINGS. INNER LEAF TO GARAGE TO BE 100mm DENSE CONCRETE FAIRFACED BLOCKWORK

INTERNAL WALLS TO BE, 75mm WIDE STUD PARTITION TO COMPRISE OF 75x50mm TREATED S/W HEAD AND SOLE PLATES AND STUDS AT 400mm VERTICAL c/cs. FINISHED BOTH SIDES WITH 9.5mm PLASTERBOARD WITH TAPED AND FILLED JOINTS. NOTE ALL STUD WALLS TO BATHROOMS, ENSUITES AND TOILETS TO BE FILLED WITH QUILT INSULATION

FIRST FLOOR
19mm THCK CHIPBOARD FLOORING BOARD ON 225x50mm SC4 S/W FLOOR JOISTS AT 400mm c/cs. PROVIDE GALV. MILD STEEL HERRING BONE STRUTTING AT ONE THIRD SPANS AND 150x50mm TREATED S/W NOGGINGS AT 400mm c/cs ABOVE AND BELOW STUD WALL PARALLEL TO JOISTS. STAIRCASE TO BE TRIMMED WITH 225x50mm S/W TRIMMERS BOLTED TOGETHER WITH DOG-TOOTH CONNECTORS. WHERE WALLS RUN PARALLEL WITH JOISTS 1200x30x5mm GALV STEEL STRAPS TO BE PROVIDED AT 1800mm c/cs OVER FIRST THREE JOISTS WITH 150x50mm NOGGING BETWEEN. CEILING TO BE 12.5mm PLASTERBOARD WITH TAPED AND FILLED JOINTS

GROUND FLOOR CONSTRUCTION
CAST IN-SITU REINFORCED SUSPENDED CONCRETE SLAB TO STUCTURAL ENGINEERS DESIGN ON 25mm POLYFOAM 220 RIGID INSULATION BOARD SUSPENDED BELOW SLAB WITH PROPRIETARY GALV STEEL HANGERS CAST INTO FLOOR SLAB. FOUNDATION BLOCKS TO BE 440mm THICK FOR EDGE SUPPORT TO FLOOR SLAB. SLAB TO BE CAST OVER 1200g VISQUEEN DPM LAPPED UNDER WALL DPC ON 50mm BLINDING ON FILL MATERIAL

FOUNDATIONS:
600x175mm CONCRETE STRIP FOUNDATIONS (GEN 3 MX) FOUNDATIONS TO BE TAKEN DOWN TO LOAD BEARING STRATUM MIN 875mm BELOW VIRGIN GROUND LEVEL (TO SUIT SITE CONDITIONS). FOUNDATIONS TO STEP TO SUIT SITE LEVELS. STEPS TO BE NO GREATER THAN 175mm HIGH AND 450mm OVERLAP.
NOTE : FOUNDATIONS INDICATED ARE STANDARD CONSTRUCTION, PLEASE REFER TO STRUCTURAL ENGINEERS DETAILS AND DRAWINGS WHERE APPLICABLE FOR SITE SPECIFIC FOUNDATION DETAILS.

INTERNAL DRAINAGE
NEW DRAINAGE CONNECTIONS TO S+V STACK FROM SHOWER, WHB AND BATH TO BE MIN 40mm DIA PIPE WITH MIN 75mm DEEP SEAL TRAP, WC TO BE SYPHONIC TYPE WITH MIN 75mm DIA PIPE WITH MIN 50mm TRAP SEAL. PROVIDE CLEANING EYES TO ALL BENDS ON ABOVE GROUND DRAINAGE.

EXTERNAL DRAINAGE
100mm DIA PVC PIPEWORK LAID AT MIN 1:100 FALL TO SURFACE WATER DRAIN AND MIN 1:40 FALL TO FOUL WATER DRAIN. PROVIDE RIGID SLEEVE AROUND PIPEWORK WHERE PASSING THROUGH EXTERNAL WALLS AND LINTELS OVER, OPENING TO BE SEALED WITH MASTERBOARD TO PREVENT VERMIN ENTRY.

FOUNDATIONS TO BE STEPPED UNDER DRAINS, STEPS TO BE MAX 225mm HIGH AND OVERLAP 450mm MIN.

NEW INSPECTION CHAMBERS TO BE OSMA OR SIMLAR APPROVED PREFORMED POLYETHELENE CHAMBERS UP TO 1000mm DEEP. ALL NEW GULLIES TO BE RODDABLE

APPROVED UNDER BUILDING REGULATIONS

STAIRCASE
STAIRCASE TO COMPRISE OF 13 EQUAL RISERS AT 203mm AND EQUAL GOINGS AT 230mm. WINDERS TO BE MIN 50mm WIDE AND TO BE CONSISTANT WIDTH WHEN MEASURED AT CENTRE LINE. STAIRCASE TO HAVE MIN 2000mm CLEAR HEADROOM ABOVE NOSINGS AND 900mm HIGH HANDRAIL, BALUSTRADES TO BE PROVIDED WITH MAX 99mm SPACES BETWEEN. HANDRAIL TO LANDING TO BE AT 900mm ABOVE FLOOR LEVEL.

SD SMOKE DETECTORS TO BS 5446 TO BE INTERCONNECTED AND WIRED INTO SEPERATE FUSE ON DISTRIBUTION BOARD WITH BATTERY BACK UP.

HEATING
NEW GAS FIRED COMBINATION BOILER TO CLIENT SPECIFICATION WITH BALANCED FLUE. IF VENT TERMINAL IS WITHIN 2m OF EXTERNAL GROUND LEVEL THEN IT IS TO BE FITTED WITH SUITABLE GUARD CAGE
ALL BEDROOMS TO BE PROVIDED WITH THERMOSTATIC RADIATOR VALVES, ALL REMAINING RADIATORS TO BE CONTOLLED BY A ROOM THERMOSTAT

MECHANICAL VENTILATION
MECHANICAL VENTILATION TO KITCHEN AND BATHROOMS / ENSUITES TO PROVIDE MIN 60ltr AND 15ltr / SECOND EXTRACT RATE RESPECTIVELY. WHERE COOKER IS ADJACENT TO EXTERNAL WALL KITCHEN EXTRACT FAN TO BE OMITTED AND COOKER HOOD FAN WITH MIN 30ltr / SECOND EXTRACT PROVIDED. NOTE WHERE ROOMS HAVE MECHANICAL VENTILATION, PROVIDE PVCu DUCTING THROUGH CAVITY WALLS WITH TRAY DPC OVER

WINDOWS:
NEW WINDOWS TO BE PVCu FRAMED DOUBLE GLAZED UNITS WITH K GLASS ON FACE BRICK CILL BEDDED ON DPC. OPENABLE LIGHTS TO TO EQUAL OR GREATER THAN 1/20th OF THE RELEVANT ROOM FLOOR AREA. PATIO / FRENCH DOORS TO BE FITTED WITH 8000mm² TRICKLE VENTS ALL HABITABLE ROOMS TO BE PROVIDED WITH 8000mm² TRICKLE VENTS CAVITIES TO BE CLOSED WITH INSULATED PVCu WINDOW FORMERS; DOORS TO BE INSULATED GRP

ELECTRICAL
ALL SOCKETS, TV SOCKETS, TELEPHONE POINTS AND SWITCHES TO HABITABLE ROOMS TO BE MOUNTED BETWEEN 450mm AND 1200mm ABOVE FINISHED FLOOR LEVEL

CLIENT
Lowry Homes
JOB
Standard House Types

DRAWING TITLE
House Type - Gainsborough
First Floor Plan

DWG 500/98/221	DRWN PBrew
SCALE 1:50	DATE 08/09/99

LOWRY homes plc

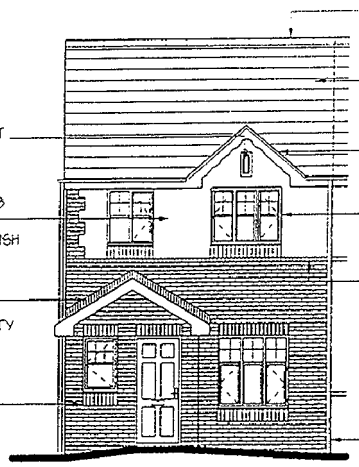

CONTRASTING COLOUR ANGULAR RIDGE TILES

DARK COLOUR CONCRETE INTERLOCKING ROOF TILES WITH SAND/ CEMENT VERGES

STONE GABLE VENT

175mm DEEP DECORATIVE PVCu BARGE BOARD

S/C RENDER WITH 3 COAT MAGNOLIA MASONRY PAINT FINISH

PVCu DOUBLE GLAZED WINDOWS ON BLUE COLOUR FACE BRICKWORK

CONTRAST BLUE BRICK HEADER COURSE

CODE 5 STEPPED LEAD FLASHING AND STEPPED CAVITY TRAY OVER

GRP FRONT DOOR

64mm DIA PVCu RAINWATER PIPE

FRONT ELEVATION

APPLICATION No. 00/00133/FUL

DATE RECEIVED 9 MAR 2000

9 MAR 2000

APPROVED UNDER PLANNING ACTS

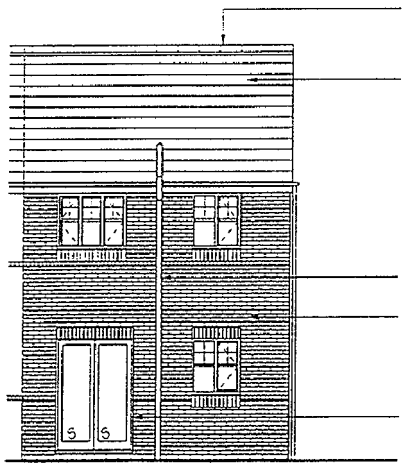

CONTRASTING COLOUR ANGULAR RIDGE TILES

DARK COLOUR CONCRETE INTERLOCKING ROOF TILES

100mm DIA SEV STACK

RUSTIC FACE BRICKWORK

PVCu FRAMED DOUBLE GLAZED FRENCH WINDOWS FITTED WITH SAFETY GLASS

REAR ELEVATION

ALL WINDOWS INDICATED THUS ' S ' TO BE FITTED WITH SAFETY GLAZING TO BS 6206

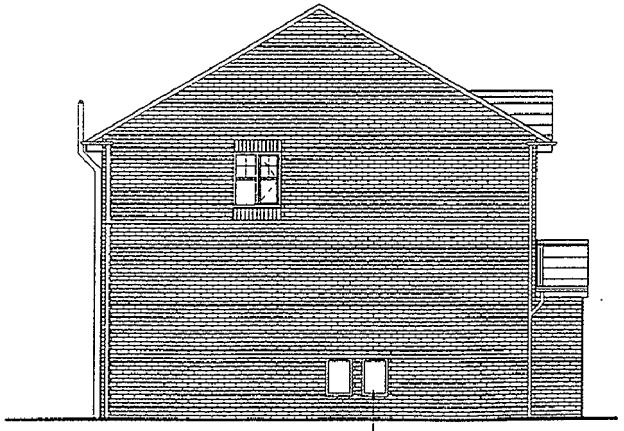

SIDE ELEVATION

STATUTORY AUTHORITY METER BOXES WITH LINTEL AND TRAY DPC OVER AND DPC BEHIND

CLIENT Lowry Homes JOB Standard House Types	DRAWING TITLE House Type - Gainsborough Elevations
	DWG 500/98/223 | DRWN P.Brew
	SCALE 1:100 | DATE 08/09/99

LOWRY homes plc

ref	tree species	no
T1, 13, 25, 37, 49	Betula Dalecarlica	5
T2, 14, 26, 38, 50	Crataegus "Paulls Scarlet"	5
T3, 15, 27, 51	Crataegus prunifolia	4
T4, 16, 28, 52	Malus tschonoskii	4
T5, 53	Prunus Avium "Plena"	2
T6, 18, 30, 42, 54	Prunus cerasifera "Nigra"	5
T7, 19, 31, 43	Prunus padus "Watereri"	4
T8, 32, 44	Prunus "Tai Haku"	9
T9, 21, 33, 45	Prunus x yeodensis	4
T10, 22, 34, 46	Pyrus salicifolia "Pendula"	4
T11, 23, 35, 47	Robinia pseudbacacia "Frisia"	4
T12, 24, 36, 48,49	Sorbus auouparia "Aspenifolia"	4

trees to be 8-10 cm in girth @ 1m above ground level
root balled or container grown
can be bare rooted if planted between 31 november and 31 march the following year

shrub species	spread	pot size
Acer palmatum "Senkaki"	45-60 cm	3 litres
Aucuba japonica "Salicifolia"	45-60 cm	3 litres
Berberis Darwinii	45-60 cm	3 litres
Cornus Kousa "Chinensis"	45-60 cm	3 litres
Cotoneaster "Cornubia"	45-60 cm	3 litres
Fatsia japonica	45-60 cm	3 litres
Hydrangea serrata "Preziosa"	45-60 cm	3 litres
Magnolia stellata	45-60 cm	3 litres
Pyracantha "Orange Glow"	45-60 cm	3 litres
Rosa "Rosy Cushion"	45-60 cm	3 litres
Viburnum tinus Eve Price	45-60 cm	3 litres

S1 6 sq m 5xAp"S" 5xMs 4xVtEP 4xFj 2xP"OG"	S2 2.5 sq m 3xA]"S" 3xRD 3xR"RC"	S3 1.4 sq m 3xCh"C" 2xC"C"	S4 4.5 sq m 5xAp"S" 5xHs"P" 3xVtEP 3xR"RC"
S5 4.2 sq m 8xMs 6xFj 5xCK"C"	S6 5 sq m 3xA]"S" 6xMs 5xVtEP 2xHs"P" 2xP"OG"	S7 2.7 sq m 3xA]"S" 3xMs 3xVtEP	S8 5.7 sq m 5xAp"S" 2xMs 5xC"C" 4xR"RC" 4xP"OG"
S9 2.3 sq m 3xVtEP 2xHs"P" 3xR"RC"	S10 3.8 sq m 5xAp"S" 5xC"C" 3xC"C"	S11 5 sq m 5xCh"C" 2xBD 3xCK"C" 8xFj	

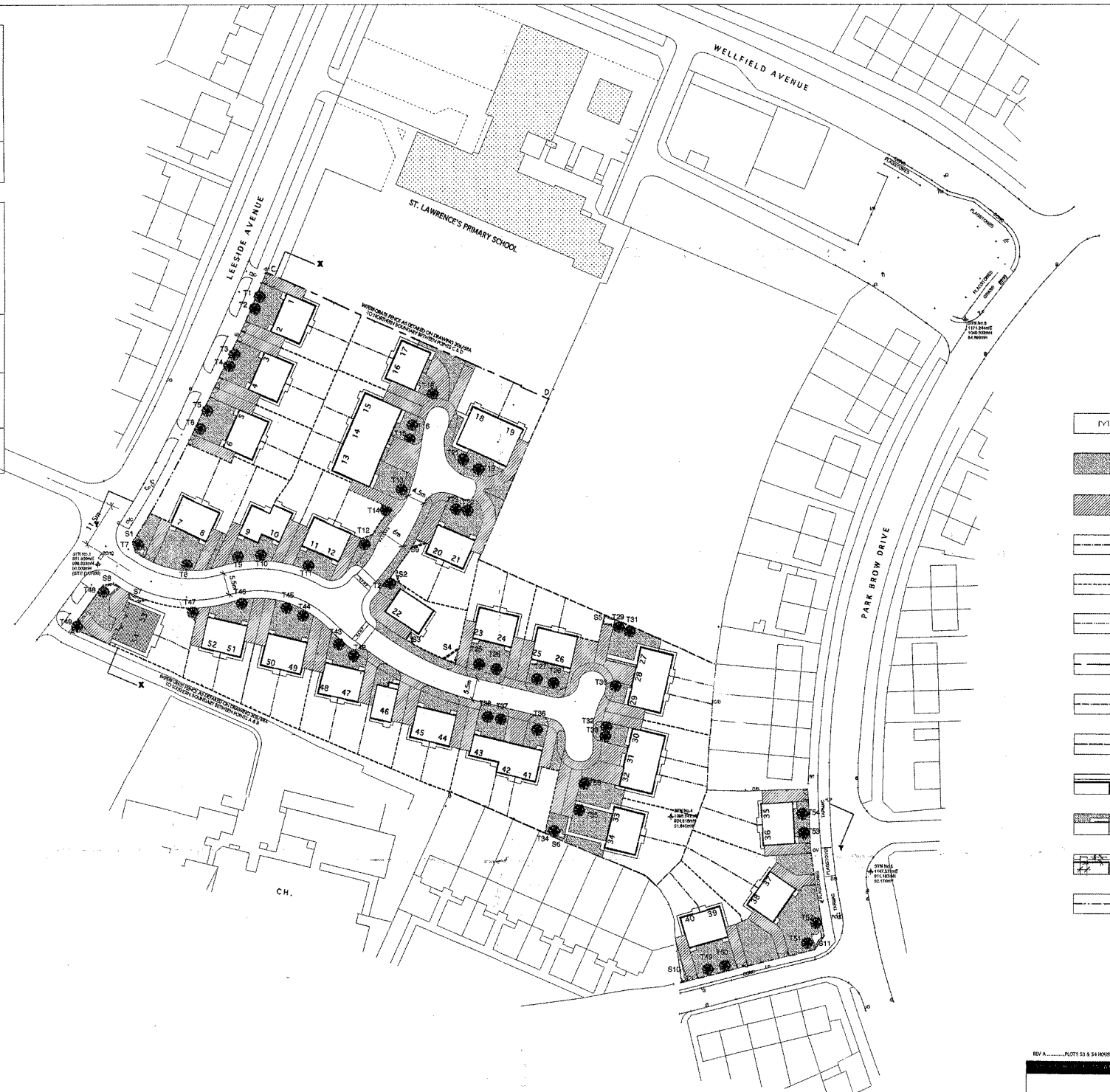

APPROVED UNDER PLANNING ACTS

- DRIVE GATES SEE DRWG 306/35
- TURFED AREAS
- TARMAC DRIVE ; DOUBLE DRIVES TO BE 5.5m WIDE WITH 150mm CENTRAL GRAVEL STRIP
- BRICK WALL WITH RAILINGS SEE DRWG 306/36
- 1800 HIGH TIMBER FENCE SEE DRWG 306/37
- 1000 HIGH TIMBER FENCE SEE DRWG 306/38
- TAKE DOWN EXISTING METAL PALISADE FENCE LEAVING POSTS IN SITU. REFIX METAL SLATS ON OPPOSITE SIDE TO EXISTING USING NEW NUTS & BOLTS
- TIMBER BOUNDARY FENCE: 1.8m HIGH CLOSE BOARDED TYPE 125 x 125 x 3.0m REINFORCED CONCRETE FENCE POSTS @ 1.8m C/C; 50 x 100mm WEATHERED RAILS BOLTED TO POSTS AND 25 x 100 SQUARE EDGE BOARDS WITH 5mm GAPS; TIMBER TO BE PRESERVATIVE TREATRED ONLY.
- EXISTING CONCRETE PANEL FENCE TO BE RETAINED
- 600mm WIDE P.C.C. FLAG PATH TO REAR & SIDES OF DWELLINGS WITH 200mm PERIMETER GRAVEL STRIP
- 900mm WIDE P.C.C. FLAG PATH TO FRONT ENTRANCE OF DWELLINGS WITH 200mm PERIMETER GRAVEL STRIP
- PATIO AREA FORMED FROM 2 NO 600 x 900mm FLAGS ADJACENT TO 600mm WIDE PATH
- 450mm HIGH BRICK WALL, 215mm THICK WITH P.C.C. COPING; 327x327mm PIERS @ 5.5m CTRS WITH P.C.C. COPING; CLOSE BOARDEDTIMBER INFILL PANELS..... TOTAL HEIGHT 1.8m

APPLICATION No. 00/00133/FUL

DATE RECEIVED 9 MAR 2000

DATE VALID 10 MAR 2000

REV A.....PLOTS 53 & 54 HOUSE TYPE ALTERED TO GAINSBOROUGH.....20 MARCH 2000

DAVID KIRBY ARCHITECTS

job: St. Laurence's, Kirkby.
client: Lowry Homes.
drawing title: External Works.
drawn: P o | date: Jan 2000 | scale: 1:500 | job no: 306 | drwg no: 108a

ref.	tree species	no.
T1, T3, T5, T7, T9	Prunus Avium "Plena"	5
T2, T4, T6, T8	Betula Pendula (Verrucosa)	4

trees to be 16-18 cm in girth @ 1m above ground level
root balled or container grown.
can be bare rooted if planted between 31 november and 31 march the following year

shrub species	spread	pot size
Acer palmatum "Senkaki"	45-60 cm	3 litres
Aucuba japonica "Salicifolia"	45-60 cm	3 litres
Berberis Darwinii	45-60 cm	3 litres
Cornus Kousa "Chinensis"	45-60 cm	3 litres
Cotoneaster "Cornubia"	45-60 cm	3 litres
Fatsia japonica	45-60 cm	3 litres
Hydrangea serrata "Preziosa"	45-60 cm	3 litres
Magnolia stellata	45-60 cm	3 litres
Pyracantha "Orange Glow"	45-60 cm	3 litres
Rose "Rosy Cushion"	45-60 cm	3 litres
Viburnum tinus Eve Price	45-60 cm	3 litres

S1 4.1 sq m 5xAp"S" 5xMs 3xVtEP	S2 3.6 sq m 4xA[S' 4xBD 3xR"RC"	S3 6.8 sq m 7xF] 6xC/C"C" 4xC"C" 4xP"OG"	S4 8.7 sq m 7xAp"S" 7xHs"P" 5xVtEP 5xR"RC" 3xP"OG"
S5 6.1 sq m 5xMs 5xF] 5xC/C"C" 4xVtEP	S6 9.6 sq m 7xA[S" 7xMs 6xVtEP 5xHs"P" 4xP"OG"	S7 6.1 sq m 6xA[S" 6xMs 4xVtEP 3xBD	S8 6.1 sq m 5xAp"S" 5xMs 5xC"C" 4xR"RC"
S9 6.1 sq m 6xVtEP 6xHs"P" 4xR"RC" 3xBD	S10 4.1 sq m 5xAp"S" 5xF] 3xVtEP		

15/03/01
Spoke with M.Taylor in Highways. Confirmed that amended positioning of car spaces considered acceptable, however, fencing along boundary of each plot, adjacent to highway needs to be set back by 2.5 metres to provide adequate visibility. SH

WELLFIELD AVENUE

ST. LAWRENCE'S PRIMARY SCHOOL

LEESIDE AVENUE

PARK BROW DRIVE

LYDBURY CRESCENT

C.H.

IMPERVIOUS FENCE AS DETAILED ON DRAWING 306/08A TO NORTHERN BOUNDARY BETWEEN POINTS C & D

IMPERVIOUS FENCE AS DETAILED ON DRAWING 306/08A TO SOUTHERN BOUNDARY BETWEEN POINTS A & B

TO SETOUT LINE A- START POINT - CORNER OF UNIT 22 - END POINT DIMENSION X-X NOTE BUILDINGS 23 TO 32 ARE PERPENDICULAR TO BOTH SET OUT LINES

*CHECK - IF MORE THAN 200MM DIFFERENCE CONTACT ARCHITECT

STN No 5
945.565mE
948.883mN
49.418mH

STN No 6
1147.376mE
951.678mN
50.174mH

STN No 8
1171.244mE
1049.852mN
54.668mH

STN No 9
951.900mE
1081.251mN
50.060mH
GATE (APPROX)

- DRIVE GATES SEE DRWG 306/39
- TURFED AREAS
- TARMAC DRIVE - DOUBLE DRIVES TO BE 6.1m WIDE WITH 150mm CENTRAL GRAVEL STRIP
- BRICK WALL WITH RAILINGS SEE DRWG 306/06
- 1800 HIGH TIMBER FENCE SEE DRWG 306/37
- 1500 HIGH TIMBER FENCE SEE DRWG 306/38
- TYPE SCRAM EXISTING METAL RAILROAD FENCE LEAVING POSTS IN SITU, INSTALL METAL FLATS ON OPPOSITE SIDE TO EXISTING USING HEXHEADTEK SCREWS
- 1500mm BRACKEN FENCE - 1.5m HIGH DEER BARRIER FENCE ON TOP OF EXISTING RETAINING WALL (SEE SECTION A-A) - 1.5m HIGH DEER BARRIER FENCE ON TOP OF NEW RETAINING WALL (SEE SECTION B-B) - 1.5m HIGH DEER BARRIER FENCE ON TOP OF EXISTING EMBANKMENT
- EXISTING CONCRETE PANEL FENCE TO BE RETAINED
- 900mm WIDE P.C.C. FLAG PATH TO REAR & SIDES OF DWELLINGS WITH 200mm PERIMETER GRAVEL STRIP
- 900mm WIDE P.C.C. FLAG PATH TO FRONT ENTRANCE OF DWELLINGS WITH 200mm PERIMETER GRAVEL STRIP
- PATIO AREA FORMED FROM 2 NO 600 x 900mm FLAGS ADJACENT TO 600mm WIDE PATH
- 1800mm HIGH BRICK PILLAR WITH TIMBER PANELS SEE ELEVATION FLANKS 306/18
- (TREE TYPE)
- PLANTED SHRUBS

house type key
G - GAINSBOROUGH
H - HADLEIGH
T - TURNER

NORTH

rec'd 12/03/01 SH
APP/00/00133/FULL

rev h: car ports amended to plots 53 and 54. 01.03.01. pdj

DAVID KIRBY ARCHITECTS

job	St. Laurence's, Kirkby.
client	LOWRY HOMES.
dwg title	External Works.
drawn	P.J.
date	JAN 2000
scale	1:500
job no	306
dwg no	100H

ref.	tree species	no.
T1, T3, T5, T7, T9	Prunus Avium "Plena"	5
T2, T4, T6, T8	Betula Pendula (Verrucosa)	4

trees to be 16-18 cm in girth @ 1m above ground level
root balled or container grown.
can be bare rooted if planted between 31 november and 31 march the following year.

shrub species	spread	pot size
Acer palmatum "Senkaki"	45-60 cm	3 litres
Aucuba japonica "Salicifolia"	45-60 cm	3 litres
Berberis Darwinii	45-60 cm	3 litres
Cornus Kousa "Chinensis"	45-60 cm	3 litres
Cotoneaster "Cornubia"	45-60 cm	3 litres
Fatsia japonica	45-60 cm	3 litres
Hydrangea serrata "Preziosa"	45-60 cm	3 litres
Magnolia stellata	45-60 cm	3 litres
Pyracantha "Orange Glow"	45-60 cm	3 litres
Rosa "Rosy Cushion"	45-60 cm	3 litres
Viburnum tinus Eve Price	45-60 cm	3 litres

S1 4.1 sq m 5xAp"S" 5xMs 3xVtEP	S2 3.6 sq m 4xAj"S" 4xBD 3xR"RC"	S3 6.8 sq m 7xFj 6xCK"C" 4xC"C" 4xP"OG"	S4 8.7 sq m 7xAp"S" 7xHs"P" 5xVtEP 5xR"RC" 3xP"OG"
S5 6.1 sq m 5xMs 5xFj 5xCK"C" 4xVtEP	S6 9.6 sq m 7xAj"S" 7xMs 6xVtEP 5xHs"P" 4xP"OG"	S7 6.1 sq m 6xAj"S" 6xMs 4xVtEP 3xBD	S8 6.1 sq m 5xAp"S" 5xMs 5xC"C" 4xR"RC"
S9 6.1 sq m 6xVtEP 6xHs"P" 4xR"RC" 3xBD	S10 4.1 sq m 5xAp"S" 5xFj 3xVtEP		



house type key

G - GAINSBOROUGH
H - HADLEIGH
T - TURNER

NORTH

DRIVE GATES SEE DRWG 306/35
TURFED AREAS
TARMAC DRIVE ; DOUBLE DRIVES TO BE 5.5m WIDE WITH 150mm CENTRAL GRAVEL STRIP
BRICK WALL WITH RAILINGS SEE DRWG 306/36
1800 HIGH TIMBER FENCE SEE DRWG 306/37
1000 HIGH TIMBER FENCE SEE DRWG 306/38
TAKE DOWN EXISTING METAL PALISADE FENCE LEAVING POSTS IN SITU. REFIX METAL SLATS ON OPPOSITE SIDE TO EXISTING USING NEW NUTS & BOLTS
TIMBER BOUNDARY FENCE: 1.8m HIGH CLOSE BOARDED TYPE 125 x 125 x 2.5m REINFORCED CONCRETE FENCE POSTS @ 1.8m C/C; 95 x 100mm WEATHERED RAILS BOLTED TO POSTS AND 25 x 100 SQUARE EDGE BOARDS WITH 5mm GAPS. TIMBER TO BE PRESERVATIVE TREATED ONLY
EXISTING CONCRETE PANEL FENCE TO BE RETAINED
600mm WIDE P.C.C. FLAG PATH TO REAR & SIDES OF DWELLINGS WITH 200mm PERIMETER GRAVEL STRIP
900mm WIDE P.C.C. FLAG PATH TO FRONT ENTRANCE OF DWELLINGS WITH 200mm PERIMETER GRAVEL STRIP
PATIO AREA FORMED FROM 2 NO 600 x 900mm FLAGS ADJACENT TO 600mm WIDE PATH
1800mm HIGH BRICK PILLAR WITH TIMBER PANELS. SEE DRAWING NUMBER 306/45
(TREE TYPE)
PLANTED SHRUB

rec'd 12/03/01
APP/00/00133/FUL.

rev h: car ports amended to plots 53 and 54. 01.03.01. pdj

DAVID KIRBY ARCHITECTS	job: St. Laurence's, Kirkby.				
	client: LOWRY HOMES.				
	drwg title: External Works.				
	drawn: P o	date: JAN 2000	scale: 1:500	job no: 306	drwg no: 100H