

EXISTING SIDE ELEVATION



EXISTING FRONT ELEVATION

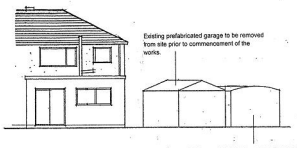

EXISTING REAR ELEVATION

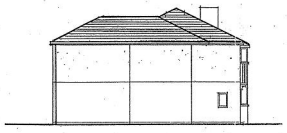

PROPOSED SIDE ELEVATION



PROPOSED FRONT ELEVATION



PROPOSED REAR ELEVATION

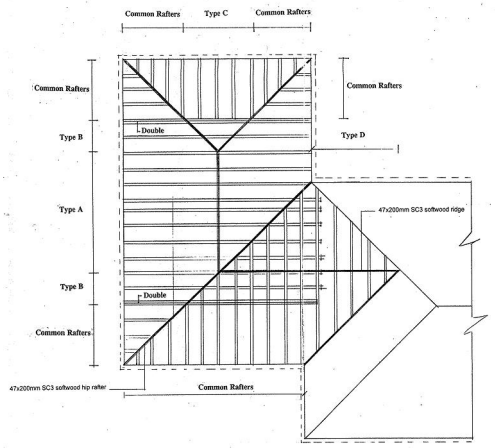

TYPICAL TRUSSED RAFTERS

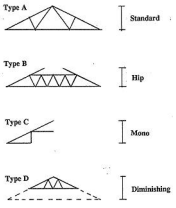

Project: **PROPOSED TWO STOREY EXTENSION PROVIDING ADDITIONAL SLEEPING / GARAGE ACCOMODATION**		
Address: **14 FOXSHAW CLOSE, WHISTON, MERSEYSIDE**		
For: **Mr. J. WOODS**		
Drawings: **EXISTING and PROPOSED ELEVATIONS, ROOF LAYOUT**		
Scale(s): **1:100 and 1:50**	Date: **JULY 2000**	Drawing No: **JW/FC 02**

00/0058/FUL
Valid 4.8.00
Recd. 29.9.00



EXISTING SIDE ELEVATION



EXISTING FRONT ELEVATION

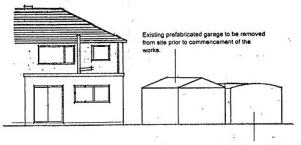

EXISTING REAR ELEVATION

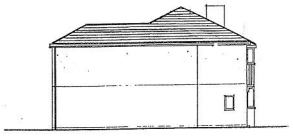

PROPOSED SIDE ELEVATION



PROPOSED FRONT ELEVATION



PROPOSED REAR ELEVATION

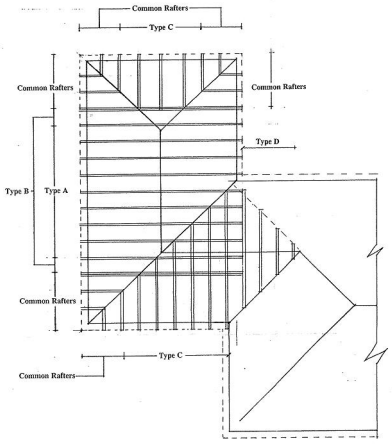

TYPICAL TRUSSED RAFTERS

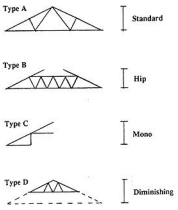

AMENDED

Project: PROPOSED TWO STOREY EXTENSION PROVIDING ADDITIONAL SLEEPING / GARAGE ACCOMODATION		
Address: 14 FOXSHAW CLOSE, WHISTON, MERSEYSIDE		
For: Mr. J. WOODS		
Drawings: EXISTING, PROPOSED ELEVATIONS and ROOF LAYOUT		
Scale(s): 1:100 and 1:50	Date: SEPT' 2000	Drawing No: JW/FC 02/Revision 1

SUPERSEDED

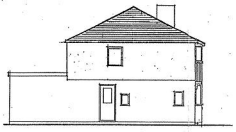

EXISTING SIDE ELEVATION



EXISTING FRONT ELEVATION

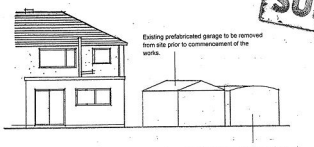

EXISTING REAR ELEVATION

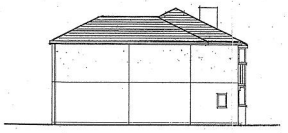

PROPOSED SIDE ELEVATION



PROPOSED FRONT ELEVATION



PROPOSED REAR ELEVATION

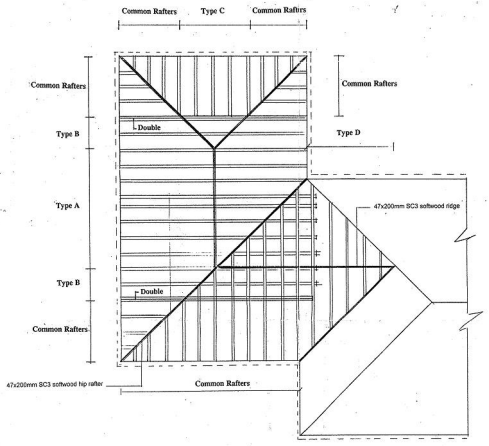

TYPICAL TRUSSED RAFTERS

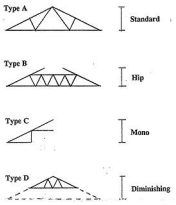

Project: PROPOSED TWO STOREY EXTENSION PROVIDING ADDITIONAL SLEEPING / GARAGE ACCOMODATION		
Address: 14 FOXSHAW CLOSE, WHISTON, MERSEYSIDE	APPLICATION No. 00/00501 / FUL	
For: Mr. J. WOODS	MFR RECEIVED - 4 AUG 2000	
Drawings: EXISTING and PROPOSED ELEVATIONS, ROOF LAYOUT	4 AUG 2000	
Scale(s): 1:100 and 1:50	Date: JULY 2000	Drawing No: JW/FC 02

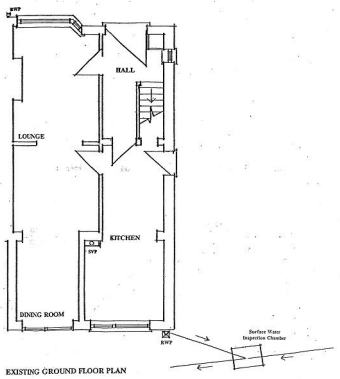

EXISTING GROUND FLOOR PLAN

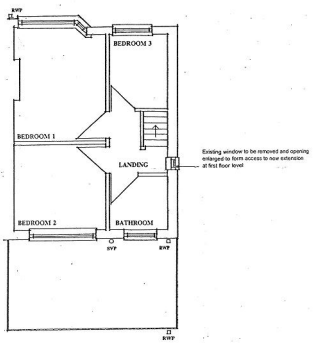

EXISTING FIRST FLOOR PLAN

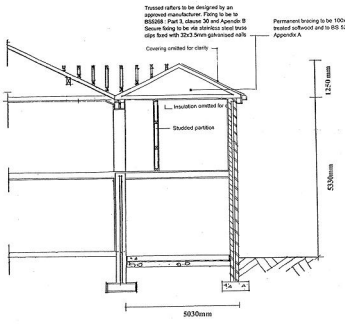

TYPICAL SECTION B - B

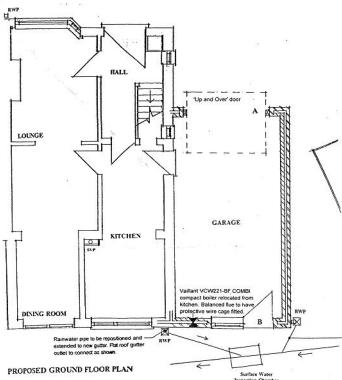

PROPOSED GROUND FLOOR PLAN

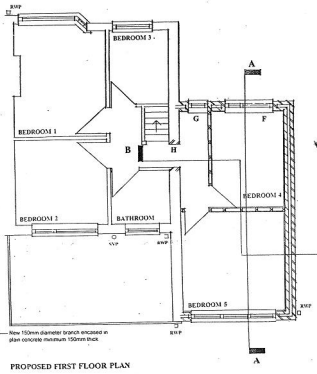

PROPOSED FIRST FLOOR PLAN

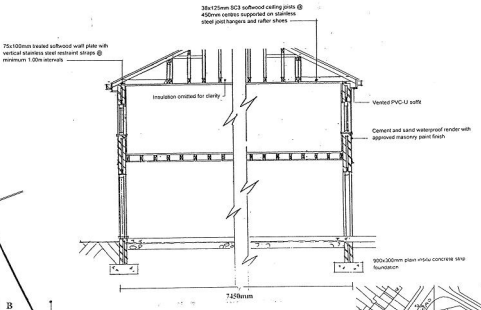

TYPICAL SECTION A - A

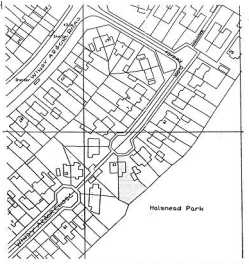

CONSTRUCTION NOTES

A. Generally :

i. All works to be in accordance with current Regulations, Legislation and Standards.
ii. All elements of structure to achieve minimum 1/2 hour fire resistance.
iii. All lintels to have minimum 150mm end bearing.
iv. Gas, Water and Electrical Services to be in strict accordance with the current requirements of the relevant Service Authorities.

B. Foundations :

i. Strip foundations shall be designed and constructed with due regard to prevailing ground conditions and shall be to the satisfaction of the Building Inspector.

C. Floors :

i. Ground floor : Shall be 150mm thick bed of concrete with trowelled finish with 1no. layer of A193 fabric reinforcement to BS 4483 positioned in the top of the slab. Oon 1000g Visqueen Damp Proof Membrane to FIFA Standard 6/82A and Agrement certified (positioned as indicated). Laid on 25mm thick sand bed. On 200mm thick bed of approved compacted hardcore.
ii. First floor : Shall be suspended and consisting of 18mm thick flooring grade plywood to BS 5268 : Part 2 on 47x150 mm SC5 treated softwood joists supported on approved stainless steel joist hangers @ 400mm centres. The void is to be filled with 150mm thick mineral fibre insulation quilt Rockwool or equal and approved and the soffit underdrawn with Enviot 'Tarboard' fire resisting board or equal and approved giving 1hr. Fire resistance.

D. Walls :

i. External walls : Tto be of cavity construction consisting of :-
   a. Below DPC : outer and inner skins of 102mm thick class B Engineering brick to BS 6073: Part 1 with 75mm wide cavity filled to DPC level with plain concrete to BS 5328, Designated mix GEN1 or equivalent with a struck top. Brick skins to be tied together with stainless steel strip type wall ties to BS 1243 @ 450sl.
   b. Above DPC up to 1st. Floor level : 102mm thick outer skin of approved facing brick to match existing.
   c. Above 1st. Floor level : 102mm thick outer skin of common brick finished externally with waterproof render and suitable masonry coating. 75mm wide cavity partially filled with approved slab insulation to give minimum 0.45W/m2C. Skins to be tied together with stainless steel strip type wall ties with suitable insulation retainer.
   d. Generally above DPC : 100mm thick inner skin of approved common blockwork to BS 6073: Part 1 finished internally with 12.5mm thick 2 coat lightweight gypsum plaster.
ii. Damp Proof Course : To be Bylload pitch polymer or equal and approved to be laid to a minimum of 150mm above external finished ground level.
iii. Joining to existing. To be by Purlin stainless steel extension system or equal and approved. To be fixed and sealed in strict accordance with the manufacturer's instructions.
iv. Internal walls and Partitions :-
   a. Ground floor : To be 140mm thick approved common blockwork to BS 6073 Part 1 (7N/mm2) in cement mortar in mesurement mix. To be fair faced both sides.
   b. First floor : To be studded partition comprising 75x50mm softwood studs @ 450mm centres and 75x50mm softwood noggins @ 800mm centres. Finished both sides with 9.5mm thick plasterboard with plaster skim finish.
v. Lintels : To be Supergale or equal and approved to BS 5977-2
   a. Opening A : Garage door : Type CB70 code E
   b. Opening B : Rear combination frame. : Type CB70 code D
   ~~c. Opening C : Entrance door : Type SB140 code A~~ Opening Omitted
   d. Opening D : Internal mini door : Type SB140 code A
   e. Opening E : From bathroom window : Type CB70 code E
   f. Opening F : From common window : Type CB70 code B
   g. Opening G : From exterior window : Type CB70 code A
   h. Opening H : Internal opening from existing : Type CB70 code A

E. Roof :

i. Carcase : Generally to be of Trussed softwood rafters to BS 5268 : Part 3 manufactured by Gangnail or other TRADA accredited and approved. Trusses to be to the manufacturers design and calculations and will be subject to Local Authority approval prior to commencement. Permanent bracing to be 100x25mm treated softwood to BS 5268 : Part 3, Appendix A. Members other than trussed rafters or bracing to be to the sizes and strength classes indicated by the drawings.
ii. Covering : Redland interlocking concrete tiles, profile and colour to match existing with gauge,headlap and fixing to suit tile, roof pitch and exposure. Tiles to be laid on 25x38mm treated softwood battens to BS 5534 : Part 1, clause 2.21.1. On reinforced felt to BS 747, type 1F.
iii. Flashings : To be fixed in strict accordance with the manufacturer's instructions and to be compatible with the approved tile. Ridge to be dry fixed and vented. Hip to match ridge and to include finished ends and hip to ridge junction. Valleys to be formed with standard cut tiles and Bituthene GRP preformed valley troughs fixed in strict accordance with the manufacturer's instructions. Eaves to be formed with standard tile and to incorporate a treated softwood tilting fillet with additional strip of type 2U felt under the first full tile and dressed into gutter.
iv. Fascia and Soffit : To be PVC-U to match existing colour and profiles. Soffit to be ventilated with Glidevale Soffit Vents or equal and approved
v. Insulation : Roof space to be insulated horizontally between trussed rafters with 200mm thick mineral fibre insulation quilt Rockwool or equal and approved to BS 5803.

F. Doors and Windows :

i. Doors :
   a. Garage door to be 'up and over' type to the clients requirements and as approved by the Local Authority.
   b. Internal doors to be Crosby 1/2hr. Fire resisting timber flush doors sets or equal and approved complete with all ironmongery and furniture.
ii. Windows :
   a. Generally to be of PVC-U double glazed to match existing. Opening lights in habitable rooms to have ventilation area equal to 1/20th of the room area
   b. Existing windows between existing house and proposed garage to be re-glazed with 6mm Georgian Wired cast patterned glass.

G. Drainage :

i. Underground Drainage :
   a. Existing drainage system has been assumed and will be subject to further investigation once works have commenced.
   b. New drainage is to be to the satisfaction of the Local Authority.
   c. Approved concrete lintels are to be provided above drains passing through new walls.
   d. The Foul system to remain unaltered.
   e. The Surface water system is to be connected to only by branch connections from new gullies via Hepworth Supaslow drainage goods. Gullies to be encased in 150mm plain insitu concrete.
   f. Existing drain runs beneath the proposed structure are to be encased in 150mm plain insitu concrete.
ii. Roof Drainage :
   a. Gutters to be Marley or equal and approved 100mm diameter half round PVC-U to BS 4576 : Part 1 to match existing.
   b. Rainwater pipes to be Marley or equal and approved 75mm diameter PVC-U to BS 4576 : Part 1 to match existing discharging into new or existing back inlet gullies.
   c. All fittings and accessories to be Marley or equal and approved.

00100801.
Rec'd. 29.9.00
Valid 29.9.00

Project:	PROPOSED TWO STOREY EXTENSION PROVIDING ADDITIONAL SLEEPING / GARAGE ACCOMODATION
Address:	14 FOXSHAW CLOSE, WHISTON, MERSEYSIDE
For:	Mr. J. WOODS
Drawings:	EXISTING and PROPOSED PLANS, SECTIONS and LOCATION PLAN
Scale(s): 1:50 and 1:1250	Date: SEPT' 2000
Drawing No:	JW/FC 01/Revision 1

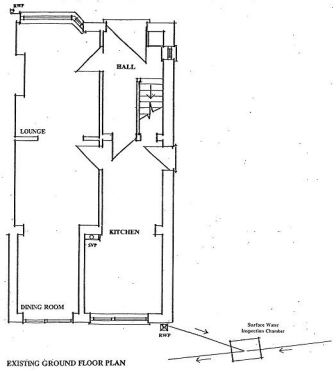

EXISTING GROUND FLOOR PLAN

Drain runs beneath proposed extension to be encased in plain concrete minimum 150mm thick.

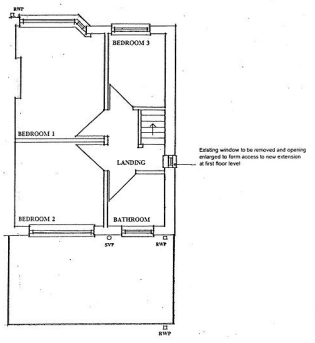

EXISTING FIRST FLOOR PLAN

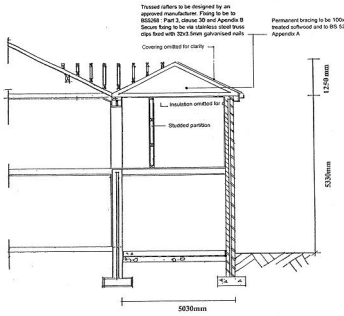

TYPICAL SECTION B - B

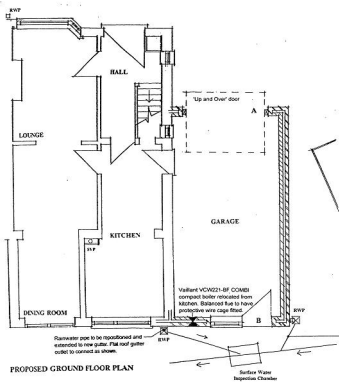

PROPOSED GROUND FLOOR PLAN

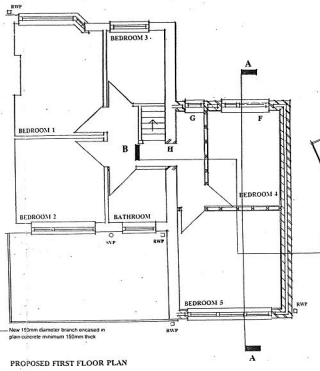

PROPOSED FIRST FLOOR PLAN

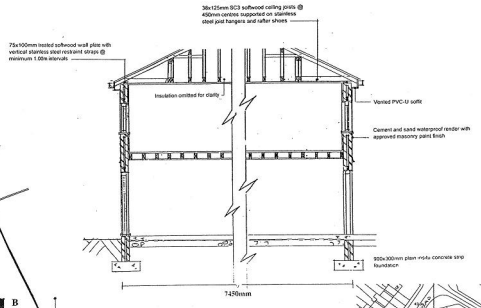

TYPICAL SECTION A - A

Existing prefabricated garage to be retain and to be protected during the course of the works

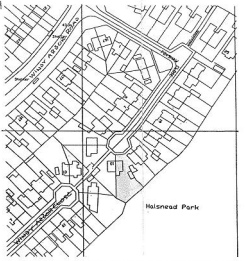

AMENDED

CONSTRUCTION NOTES

A. Generally :

i. All works to be in accordance with current Regulations, Legislation and Standards.
ii. All elements of structure to achieve minimum 1/2 hour fire resistance.
iii. All lintels to have minimum 150mm end bearing.
iv. Gas, Water and Electrical Services to be in strict accordance with the current requirements of the relevant Service Authorities.

B. Foundations :

i. Strip foundations shall be designed and constructed with due regard to prevailing ground conditions and shall be to the satisfaction of the Building Inspector.

C. Floors :

i. Ground floor : Shall be 150mm thick bed of concrete with trowelled finish with 1no. layer of A193 fabric reinforcement to BS 4483 positioned in the top of the slab. Over 1000g Visqueen Damp Proof Membrane to PIFA Standard 40DA and Approved certified Ipositioned at underside. Laid on 25mm thick sand bed. On 300mm thick bed of approved compacted hardcore.

ii. First floor : Shall be suspended and consisting of 38mm thick flooring grade plywood to BS 5268 : Part 2 on 47x150 mm SC3 treated softwood joists supported on approved stainless steel joist hangers @ 400mm centres. The void is to be filled with 150mm thick internal fibre insulation quilt Rockwool or equal and approved and the soffit underdrawn with Eternit 'Tachoard' fire resisting board or equal and approved giving 1hr. Fire resistance.

D. Walls :

i. External walls : To be of cavity construction consisting of :-
   a. Below DPC : outer and inner skins of 102mm thick class B Engineering brick to BS 6073: Part 1 with 75mm wide cavity filled to DPC level with plain concrete to BS 5328, Designated mix GEN1 or equivalent with a struck top. Brick skins to be tied together with stainless steel strip type wall ties to BS 1243 @ 450c2
   b. Above DPC up to 1st. Floor level : 102mm thick outer skin of approved facing brick to match existing.
   c. Above 1st. Floor level : 102mm thick outer skin of common brick finished externally with waterproof render and suitable masonry coating. 75mm wide cavity partially filled with approved slab insulation to give maximum 0.45W/m2C. Skins to be tied together with stainless steel strip type wall ties with suitable insulation retainer.
   d. Generally above DPC : 100mm thick inner skin of approved common blockwork to BS 6073: Part 1 finished internally with 12.5mm thick 2 coat lightweight gypsum plaster.

ii. Damp Proof Course : To be Hyload grade polymer or equal and approved to be laid to a minimum of 150mm above external finished ground level.

iii. Joining to existing : To be of cavity stainless steel extension system or equal and approved. To be fixed and sealed in strict accordance with the manufacturer's instructions.

iv. Internal walls and Partitions :-
   a. Ground floor : To be 140mm thick approved common blockwork to BS 6073 Part 1 (75N/mm2) in cement mortar to recommended mix. To be fair faced both sides.
   b. First floor : To be studded partition comprising 75x50mm softwood studs @ 450mm centres and 75x50mm softwood noggins @ 600mm centres. Finished both sides with 9.5mm thick plasterboard with plaster skim finish.

v. Lintels : To be Supergav or equal and approved to BS 5977-2
   a. Opening A : Garage door : Type CB70 code E
   b. Opening B : Rear combination frame : Type CB70 code D
   c. Opening C : Front combination frame : Type CB70 code C
   d. Opening D : Internal store door : Type SB140 code A
   e. Opening E : Rear bedroom window : Type CB70 code E
   f. Opening F : Front bedroom window : Type CB70 code B
   g. Opening G : Front corridor window : Type CB70 code A
   h. Opening H : Internal opening from existing : Type CB70 code A

E. Roof :

i. Carcase : Generally to be of Trussed softwood rafters to BS 5268 : Part 3 manufactured by Gangnail or other TRADA accredited and approved. Trusses to be to the manufacturers design and calculations and will be subject to Local Authority approval prior to commencement. Permanent bracing to be 100x25mm treated softwood to BS 5268 : Part 2, Appendix A. Members other than trussed rafters or bracing to be to the sizes and strength classes indicated by the drawings.

ii. Covering : Redland interlocking concrete tiles, profile and colour to match existing with garage.Installgr and fixing to eat tile, roof pitch and exposure. Tiles to be laid on 25x38mm treated softwood battens to BS 5534 : Part 1, clause 2.21.1. On reinforced felt to BS 747, type 1F.

iii. Fittings : To be fixed in strict accordance with the manufacturer's instructions and to be compatible with the approved tile. Ridge to be dry fixed and vented. Hip to match ridge and to include finished ends and hip to ridge junction. Valleys to be formed with standard cut tiles and Dantelow GRP preformed valley troughs fixed in strict accordance with the manufacturer's instructions. Eaves to be fascned with standard tile and to incorporate a vented eaves filling filler with additional strip of type 5U felt under the first full tile and dressed into gutter.

iv. Fascia and Soffit : To be PVC-U to match existing colour and profiles. Soffit to be ventilated with Glidevale Soffit Vanus or equal and approved.

v. Insulation : Roof space to be insulated horizontally between trussed rafters with 300mm thick mineral fibre insulation quilt Rockwool or equal and approved to BS 5803.

F. Doors and Windows :

i. Doors :
   a. Garage door to be 'up and over' type to the clients requirements and as approved by the Local Authority.
   b. Internal doors to be Crosby 1/2hr. Fire resisting timber flush doors sets or equal and approved complete with all ironmongery and furniture.

ii. Windows :
   a. Generally to be of PVC-U double glazed to match existing. Opening lights in habitable rooms to have ventilation area equal to 1/20th of the room area.
   b. Existing windows between existing house and proposed garage to be re-glazed with 6mm Georgian Wired cast patterned glass.

G. Drainage :

i. Underground Drainage :
   a. Existing drainage system has been assumed and will be subject to further investigation once works have commenced.
   b. New drainage is to be to the satisfaction of the Local Authority.
   c. Approved concrete lintels are to be provided above drains passing through new walls.
   d. The Foul system to remain unaltered.
   e. The Surface water system is to be connected to only by branch connetions from new gullies via Hepworth Supaview drainage goods. Gullies to be encased in 150mm plain insitu concrete.
   f. Existing drain runs beneath the proposed structure are to be encased in 150mm plain insitu concrete.

ii. Roof Drainage :
   a. Gutters to be Marley or equal and approved 100mm diameter half round PVC-U to BS 4576 : Part 1 to match existing.
   b. Rainwater pipes to be Marley or equal and approved 75mm diameter PVC-U to BS 4576 : Part 1 to match existing discharging into new or existing back vitte gullies.
   c. All fixings and accessories to be Marley or equal and approved.

Project: PROPOSED TWO STOREY EXTENSION PROVIDING ADDITIONAL SLEEPING / GARAGE ACCOMODATION		
Address: 14 FOXSHAW CLOSE, WHISTON, MERSEYSIDE		
For: Mr. J. WOODS		
Drawings: EXISTING and PROPOSED PLANS, SECTIONS and LOCATION PLAN		
Scale(s): 1:50 and 1:1250	Date: SEPT 2000	Drawing No: JW/FC 01/Revision 1

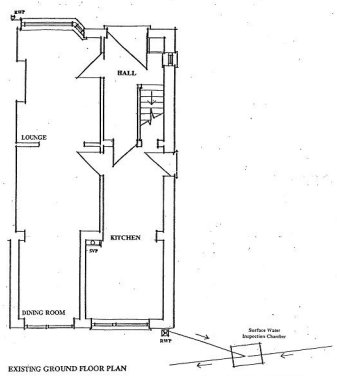

EXISTING GROUND FLOOR PLAN

Drain runs beneath proposed extension to be encased in plain concrete minimum 150mm thick

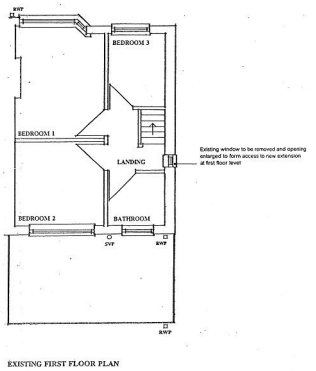

EXISTING FIRST FLOOR PLAN

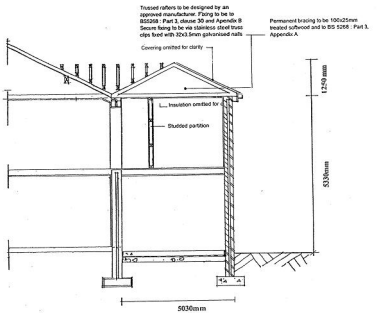

TYPICAL SECTION B - B

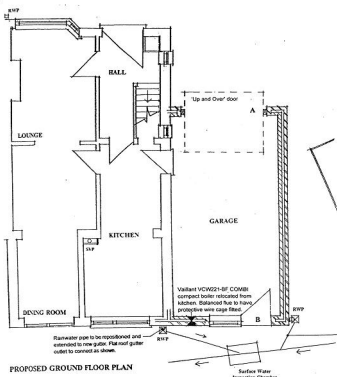

PROPOSED GROUND FLOOR PLAN

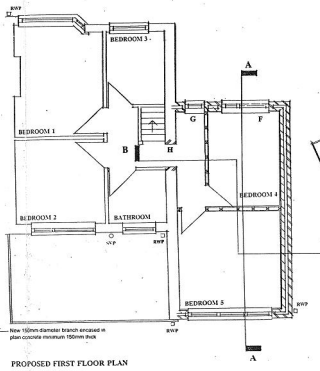

PROPOSED FIRST FLOOR PLAN

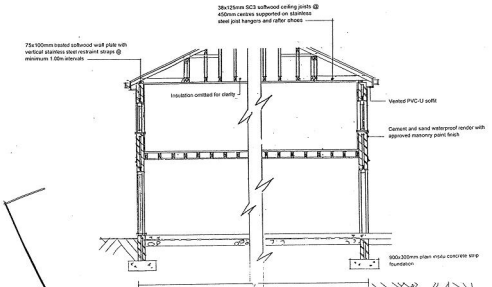

TYPICAL SECTION A - A

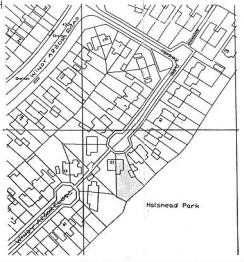

CONSTRUCTION NOTES

A. Generally :

i. All works to be in accordance with current Regulations, Legislation and Standards.
ii. All elements of structure to achieve minimum 1/2 hour fire resistance.
iii. All lintels to have minimum 150mm end bearing.
iv. Gas, Water and Electrical Services to be in strict accordance with the current requirements of the relevant Service Authorities.

B. Foundations :

i. Strip foundations shall be designed and constructed with due regard to prevailing ground conditions and shall be to the satisfaction of the Building Inspector.

C. Floors :

i. Ground floor : Shall be 150mm thick bed of concrete with trowelled finish with 1no. layer of A193 fabric reinforcement to BS 4483 positioned at the top of the slab. Over, 1000g Visqueen Damp Proof Membrane to FIFA Standard 65B/A and aggregate certified (positioned as underneath). Laid on 75mm thick sand bed. On 200mm thick bed of approved hardcore.
ii. First floor : Shall be suspended and consisting of 18mm thick flooring grade plywood to BS 5268 : Part 2 on 47x150 mm SC3 treated softwood joists supported on approved stainless steel joist hangers @ 400mm centres. The void is to be filled with 150mm thick mineral fibre insulation quilt-Rockwool or equal and approved and the soffit underdrawn with Boreal 'Tachboard' fire resisting board or equal and approved giving 1hr. Fire resistance.

D. Walls :

i. External walls : To be of cavity construction consisting of :-
   a. Below DPC : outer and inner skins of 102mm thick class B Engineering brick to BS 6073: Part 1 with 75mm wide cavity filled to DPC level with plain concrete to BS 5328, Designated mix GEN1 or equivalent with a screed top. Brick skins to be tied together with stainless steel strip type wall ties to BS 1243 @ 4/m2
   b. Above DPC up to 1st. Floor level : 102mm thick outer skin of approved facing brick to match existing.
   c. Above 1st. Floor level : 102mm thick outer skin of common brick finished externally with waterproof render and suitable masonry coating. 75mm wide cavity partially filled with approved slab insulation so give maximum 0.45Wm2K. Skins so be tied together with stainless steel strip type wall ties with suitable insulation retainer.
   d. Generally above DPC : 100mm thick inner skin of approved common blockwork to BS 6073: Part 1 finished internally with 15.5mm thick 2 coat lightweight gypsum plaster.
ii. Damp Proof Course : To be Hyload pitch polymer or equal and approved to be laid to a minimum of 150mm above external finished ground level.
iii. Joining to existing : To be by Purflo stainless steel extension system or equal and approved. To be fixed and sealed in strict accordance with the manufacturer's instructions.
iv. Internal walls and Partitions :
   a. Ground floor : To be 140mm thick approved common blockwork to BS 6073 Part 1 (1N/mm2) in cement mortar to recommended mix. To be fair faced both sides.
   b. First floor : To be studded partition comprising 75x50mm softwood studs @ 450mm centers and 75x50mm softwood noggins @ 600mm centres. Finished both sides with 9.5mm thick plasterboard with plaster skim coat.
v. Lintols : To be Supalint or equal and approved to BS 5977-2
   a. Opening A : Garage door : Type CB70 code E
   b. Opening B : Rear confirmation frame : Type CB70 code D
   c. Opening D : Internal store door : Type SB140 code A
   d. Opening E : Rear bedroom window : Type CB70 code E
   e. Opening F : Front bedroom window : Type CB70 code B
   f. Opening G : Front overrider window : Type CB70 code A
   g. Opening H : Internal opening from existing : Type CB70 code A

E. Roof :

i. Carcase : Generally to be of Trussed softwood rafters to BS 5268 : Part 3 manufactured by Gangnail or other TRADA accredited and approved. Trusses to be to the manufacturers design and calculations and will be subject to Local Authority approval prior to commencement. Permanent bracing to be 100x25mm treated softwood to BS 5268 : Part 3, Appendix A. Members other than trussed rafters or bracing to be to the sizes and strength classes indicated by the drawings.
ii. Covering : Redland interlocking concrete tiles, profile and colour to match existing with gauge,headlap and fixing to suit tile, roof pitch and exposure. Tiles to be laid on 25x38mm treated softwood battens to BS 5534 : Part 1, classe 2.21.1. On reinforced felt to BS 747, type 1F.
iii. Fittings : To be fixed in strict accordance with the manufacturer's instructions and to be compatible with the approved tile. Ridge to be dry fixed and vented. Hip to match ridge and to include finished ends and hip to ridge junction. Valleys to be formed with standard cut tiles and Cromflow GRP preformed valley troughs fixed in strict accordance with the manufacturer's instructions. Eaves to be flashed with standard tile and to incorporate a vented softwood tilting filler with additional strip of type 5U felt under the first full tile and dressed into gutter.
iv. Fascia and Soffit : To be PVC-U to match existing colour and profiles. Soffit to be ventilated with Glidevale Soffit Vents or equal and approved.
v. Insulation : Roof space to be insulated horizontally between trussed rafters with 200mm thick mineral fibre insulation quilt-Rockwool or equal and approved to BS 5803.

F. Doors and Windows :

i. Doors :
   a. Garage door to be 'up and over' type to the clients requirements and as approved by the Local Authority.
   b. Internal doors to be Cronkey 1/3hr. Fire retaining timber flush doors sets or equal and approved complete with all ironmongery and furniture.
ii. Windows :
   a. Generally to be of PVC- U double glazed to match existing. Opening lights in habitable rooms to have ventilation area equal to 1/20th of the room area.
   b. Existing windows between existing house and proposed garage to be re-glazed with 6mm Georgian Wired cast patterned glass.

G. Drainage :

i. Underground Drainage :
   a. Existing drainage system has been assumed and will be subject to further investigation once works have commenced.
   b. New drainage is to be to the satisfaction of the Local Authority.
   c. Approved concrete lintels are to be provided above drains passing through new walls.
   d. The Foul system to remain unaltered.
   e. The Surface water system is to be connected to only by branch connections from new gullies via Hepworth Squaslave drainage goods. Gullies to be encased in 150mm plain insitu concrete.
   f. Existing drain runs beneath the proposed structure are to be encased in 150mm plain insitu concrete.
ii. Roof Drainage :
   a. Gutters to be Marley or equal and approved 100mm diameter half round PVC-U to BS 4576 : Part 1 to match existing.
   b. Rainwater pipes to be Marley or equal and approved 75mm diameter PVC-U to BS 4576 : Part 1 to match existing discharging into new or existing back inlet gullies.
   c. All fixings and accessories to be Marley or equal and approved.

Project: PROPOSED TWO STOREY EXTENSION PROVIDING ADDITIONAL SLEEPING / GARAGE ACCOMODATION		
Address: 14 FOXSHAW CLOSE, WHISTON, MERSEYSIDE		
For: Mr. J. WOODS		
Drawings: EXISTING and PROPOSED PLANS, SECTIONS and LOCATION PLAN		
Scale(s): 1:50 and 1:1250	Date: SEPT' 2000	Drawing No: JW/FC 01/Revision 1

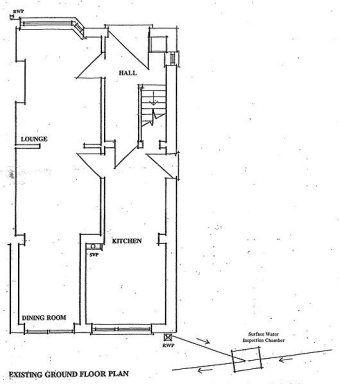

EXISTING GROUND FLOOR PLAN

Drain runs beneath proposed extension to be encased in plain concrete minimum 150mm thick.

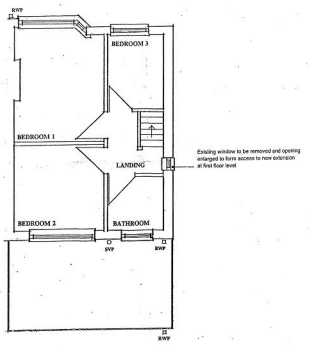

Existing window to be removed and opening enlarged to form access to new extension at first floor level

EXISTING FIRST FLOOR PLAN

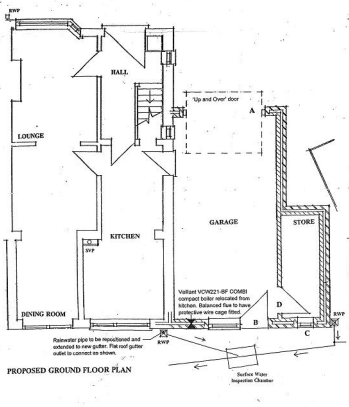

PROPOSED GROUND FLOOR PLAN

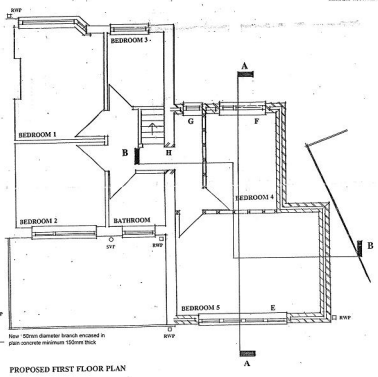

PROPOSED FIRST FLOOR PLAN

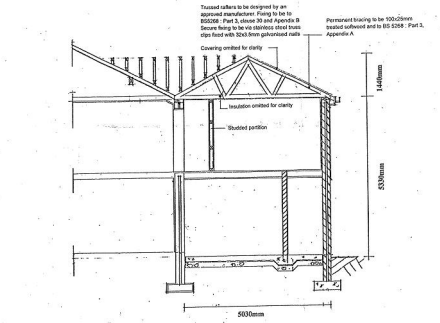

TYPICAL SECTION B - B

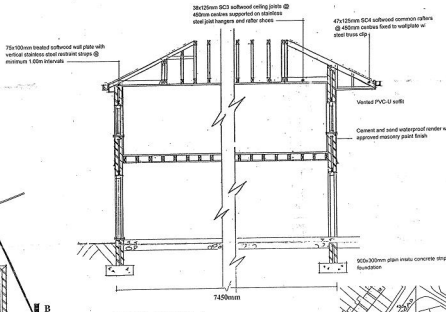

TYPICAL SECTION A - A

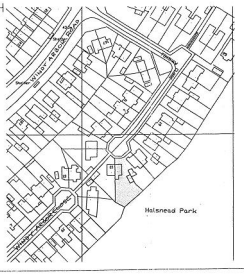

SUPERSEDED

CONSTRUCTION NOTES

A. Generally :

i. All works to be in accordance with current Regulations, Legislation and Standards.
ii. All elements of structure to achieve minimum 1/2 hour fire resistance.
iii. All lintels to have minimum 150mm end bearing.
iv. Gas, Water and Electrical Services to be in strict accordance with the current requirements of the relevant Service Authorities.

B. Foundations :

i. Strip foundations shall be designed and constructed with due regard to prevailing ground conditions and shall be to the satisfaction of the Building Inspector.

C. Floors :

i. **Ground floor** : Shall be 150mm thick bed of concrete with trowelled finish with 1no. layer of A193 fabric reinforcement to BS 4483 positioned in the top of the slab. Cote 1000g Visqueen Damp Proof Membrane to PIPA Standard 6/83(A and Agrement certified (positioned as indicated). Laid on 25mm thick sand bed. On 200mm thick bed of approved compacted hardcore.
ii. **First floor** : Shall be suspended and containing of 100mm thick flooring grade plywood to BS 5268 : Part 2 on 47x150 mm SC3 treated softwood joists supported on approved stainless steel joist hangers @ 400mm centres. The void is to be filled with 150mm thick mineral fibre insulation quilt-Rockwool or equal and approved and the soffit underdrawn with Eternit "Enclosed" fire resisting board or equal and approved giving 1hr. Fire resistance.

D. Walls :

i. **External walls** : To be of cavity construction consisting of :-
   a. **Below DPC** : outer and inner skins of 102mm thick class B Engineering brick to BS 6073: Part 1 with 75mm wide cavity filled to DPC level with plain concrete to BS 5328, Designated mix GEN1 or equivalent with a mix. Brick skins to be tied together with stainless steel strip type wall ties to BS 1243 @ 450/2
   b. **Above DPC up to 1st. Floor level** : 102mm thick outer skin of approved facing brick to match existing.
   c. **Above 1st. Floor level** : 102mm thick outer skin of common brick finished externally with waterproof render and suitable masonry coating. 75mm wide cavity partially filled with approved slab insulation to give minimum 0.45W/m2C. Skins to be tied together with stainless steel strip type wall ties with suitable insulation retainer.
   d. **Generally above DPC** : 100mm thick inner skin of approved common blockwork to BS 6073: Part 1 finished internally with 12.5mm thick 2 coat lightweight gypsum plaster.

ii. **Damp Proof Course** : To be Hylord pitch polymer or equal and approved to be laid to a minimum of 150mm above external finished ground level.

iii. **Joining to existing** : To be by Furfix stainless steel extension system or equal and approved. To be fixed and sealed in strict accordance with the manufacturer's instruction.

iv. **Internal walls and Partitions :-**
   a. **Ground floor** : To be 140mm thick approved common blockwork to BS 6073 Part 1 (7N/mm2) in cement mortar to recommended mix. To be fair faced both sides.
   b. **First floor** : To be studded partition comprising 75x50mm softwood studs @ 450mm centres and 75x50mm softwood noggins @ 600mm centres. Finished both sides with 9.5mm thick plasterboard with plaster skim finish.

v. **Lintels** : To be Supergulv or equal and approved to BS 5977-2
   a. **Opening A** : Garage door : Type CB70 code E
   b. **Opening B** : Rear combination frame : Type CB70 code D
   c. **Opening C** : Rear store window : Type CB70 code A
   d. **Opening D** : Internal store door : Type SB140 code A
   e. **Opening E** : Rear bedroom window : Type CB70 code E
   f. **Opening F** : Front bedroom window : Type CB70 code E
   g. **Opening G** : Front corridor window : Type CB70 code A
   h. **Opening H** : Internal opening from existing : Type CB70 code A

E. Roof :

i. **Caveat** : Generally to be of Trussed softwood rafters to BS 5268 : Part 3 manufactured by Gangnail or other TRADA accredited and approved. Trusses to be to the manufacturers design and calculations and will be subject to Local Authority approval prior to commencement. Permanent bracing to be 100x25mm treated softwood to BS 5268 : Part 3, Appendix A. Members other than trussed rafters or bracing to be to the sizes and scantlings classes indicated by the drawings.
ii. **Covering** : Redland Interlocking concrete tiles, profile and colour to match existing with gauge,headlap and fixing to suit tile, roof pitch and exposure. Tiles to be laid on 25x38mm treated softwood battens to BS 5534 : Part 1, clause 2.21.1. On reinforced felt to BS 747, type 1F.
iii. **Fittings** : To be fixed in strict accordance with the manufacturer's instructions and to be compatible with the approved tile. Ridge to be dry fixed and vented. Slip to match ridge and to include finished ends and hip to ridge junction. Valleys to be formed with standard cut tiles and Dantiles GRP preformed valley troughs fixed in strict accordance with the manufacturer's instructions. Eaves to be formed with standard tile and to incorporate a treated softwood tilting fillet with additional strip of type 3G felt under the first full tile and dressed into gutter. softwood tilting fillet with additional strip of type 3G felt under the first full tile and dressed into gutter.
iv. **Fascia and Soffit** : To be PVC-U to match existing colour and profiles. Soffit to be ventilated with Glidevale Soffit Vents or equal and approved.
v. **Insulation** : Roof space to be insulated horizontally between trussed rafters with 200mm thick mineral fibre insulation quilt-Rockwool or equal and approved to BS 5803.

F. Doors and Windows :

i. **Doors** :
   a. Garage door to be "up and over" type to the clients requirements and to approved by the Local Authority.
   b. Internal doors to be Crosby 1/2hr. Fire resisting timber flush doors sets or equal and approved complete with all ironmongery and furniture.

ii. **Windows** :
   a. Generally to be of PVC-U double glazed to match existing. Opening lights in habitable rooms to have ventilation area equal to 1/20th of the room area.
   b. Existing windows between existing house and proposed garage to be re-glazed with 6mm Georgian Wired cast patterned glass.

G. Drainage :

i. **Underground Drainage** :
   a. Existing drainage system has been assessed and will be subject to further investigation once works have commenced.
   b. New drainage is to be to the satisfaction of the Local Authority.
   c. Approved concrete bands are to be provided above drains passing through new walls.
   d. The Foul system to remain unaltered.
   e. The Surface water system is to be connected to only by branch connections from new gullies via Hepworth Squatrive drainage goods. Gullies to be encased in 150mm plain insitu concrete.
   f. Existing drain runs beneath the proposed structure are to be encased in 150mm plain insitu concrete.

ii. **Roof Drainage** :
   a. Gutters to be Marley or equal and approved 100mm diameter half round PVC-U to BS 4576 : Part 1 to match existing.
   b. Rainwater pipes to be Marley or equal and approved 75-mm diameter PVC-U to BS 4576 : Part 1 to match existing discharging into new or existing back wire gullies.
   c. All fixings and accessories to be Marley or equal and approved.

APPLICATION NO. 00/00301/FUL
DATE RECEIVED - 4 AUG 2000
DATE VALID - 4 AUG 2000

Project:
PROPOSED TWO STOREY EXTENSION PROVIDING ADDITIONAL SLEEPING / GARAGE ACCOMODATION

Address:
14 FOXSHAW CLOSE, WHISTON, MERSEYSIDE

For:
Mr. J. WOODS

Drawings:
EXISTING and PROPOSED PLANS, SECTIONS and LOCATION PLAN

Scale(s):	Date:	Drawing No:
1:50 and 1:1250	JULY 2000	JW/FC 01