
DRAINAGE

ALL NEW PIPEWORK TO BE LAID TO MIN 100mm DIAMETER RE-SLEEVE OR DUCT - PIPES AT 2.5% MIN MEDIUM SELF-CLEANSING GRADIENT. DRAINS UNDER BUILDING AND WITHIN 1M OF FOUNDATIONS TO BE ENCASED IN CONCRETE SURROUND. DRAINS PASSING THROUGH FOUNDATIONS TO BE BRIDGED OVER WITH P.V.C. UNIONS AND ROCKER PIPE USED EITHER SIDE OF WALL. 100MM DIAMETER SOILS TO RECEIVE UPPER FLOOR FITTINGS WITH WIRE BIRD GUARD TERMINAL AT LEAST 900MM ABOVE THE HIGHEST WINDOW VENT OPENING AND 600MM FROM EAVES. ALL NEW SANITARY FITTINGS TO HAVE ANTI VAC TRAPS WITH WASTES CONNECTED SEPARATELY INTO SOIL STACKS. ALL WASTES TO BE MADE ACCESSIBLE.

GENERAL NOTES:

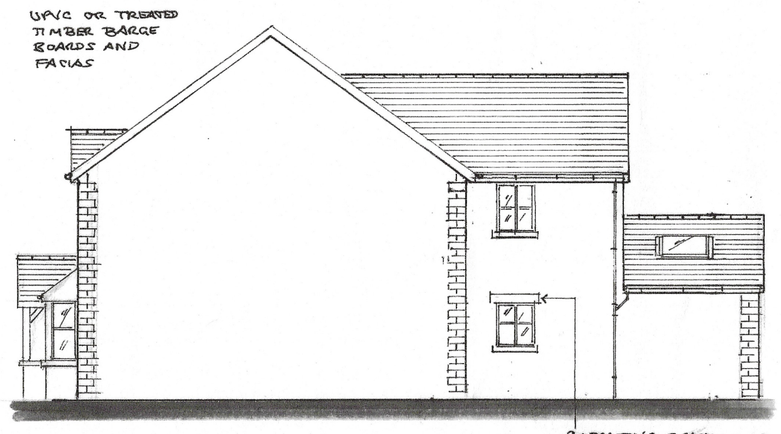
ALL DIMENSIONS INCLUDING ROOF PITCHES TO BE CHECKED BY CONTRACTOR BEFORE WORK COMMENCES. ALL WORK TO COMPLY WITH CURRENT BUILDING REGULATIONS AND CARRIED OUT TO THE COMPLETE SATISFACTION OF THE DISTRICT BUILDING SURVEYOR. TIMBER TO BE TREATED WITH PRESERVATIVE AS HEREIN. STEELWORK TO BE ENCASED IN 12.5 GYPSYM 'FIRELINE' BOARD FOR 30 MINUTES FIRE PROTECTION. ALL GLASS WITHIN 800MM OF FLOOR TO BE TOUGHENED OR LAMINATED. ALL WORK WITHIN 2M OF BOUNDARY TO BE MEASURED ON SITE PRIOR TO CONSTRUCTION TO ENSURE ACCURATE VALUES AND FOR BOUNDS TO BE AGREED. ALL NECESSARY APPROVALS FOR THE BOILERS AND INSTALLED BY A GAS REGISTERED CONTRACTOR TO BE OBTAINED. LAMINATED SAFETY GLASS TO BE USED IN ALL CRITICAL LOCATIONS. *

WEST SIDE ELEVATION 1:100





FRONT ELEVATION 1:100



EAST SIDE ELEVATION 1:100



REAR ELEVATION 1:100

WINDOWS

ALL NEW WINDOWS AND ROOF LIGHTS IN U.P.V.C OR H.W. FRAMES TO HAVE 20MM SEALED DOUBLE GLAZED UNITS INCORPORATING LOW EMISSIVITY 'K' GLASS TO ACHIEVE A MAXIMUM 1.4W/M² K VALUE.

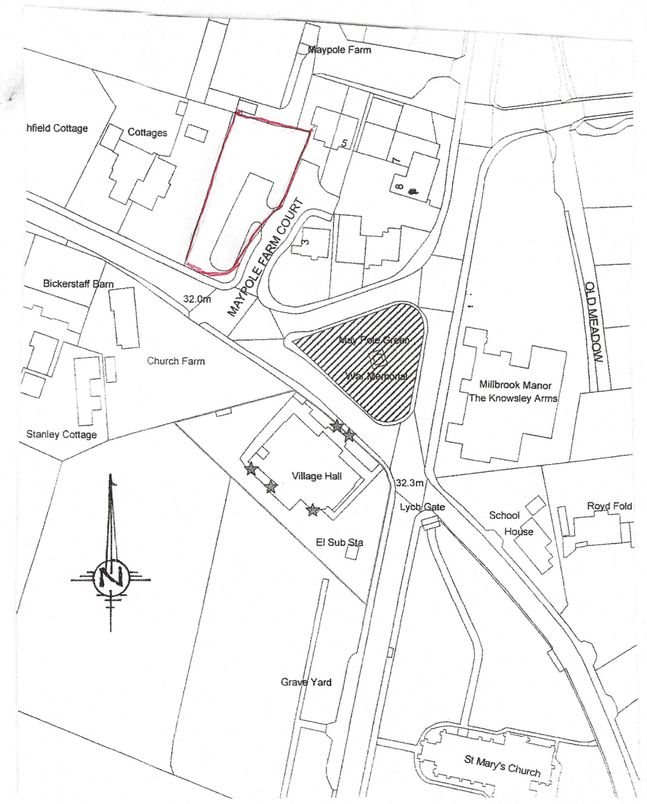
VENTILATION

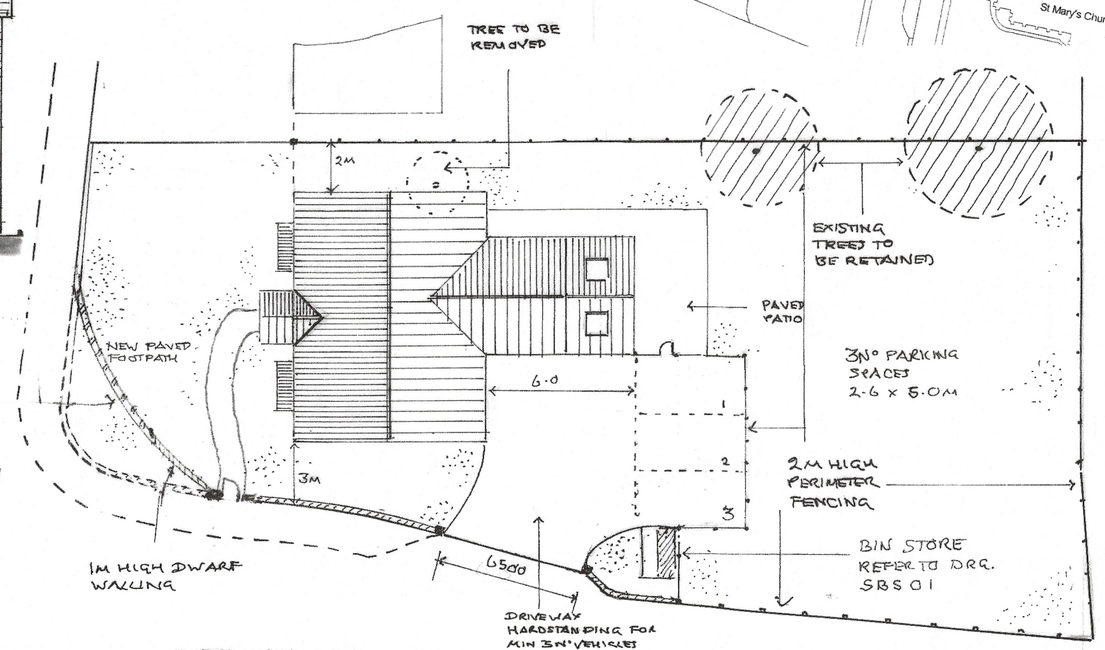
ALL HABITABLE ROOMS TO HAVE AT LEAST 8000MM² BACKGROUND VENTILATION PROVIDED THROUGH TRICKLE VENTILATORS BUILT INTO WINDOW FRAMES OR 2 NO 225 X 150MM AIR BRICKS WITH LOUVRED CONTROLLABLE PLASTER VENTS. AT LEAST 4000MM² BACKGROUND VENTILATION TO BE PROVIDED TO KITCHENS, BATHROOMS AND UTILITY ROOMS. WINDOW FRAMES TO INCORPORATE OPENING VENTS EQUIVALENT TO AT LEAST 5% OF THE FLOOR AREA OF THE ROOM SERVED.

MECHANICAL VENTILATION

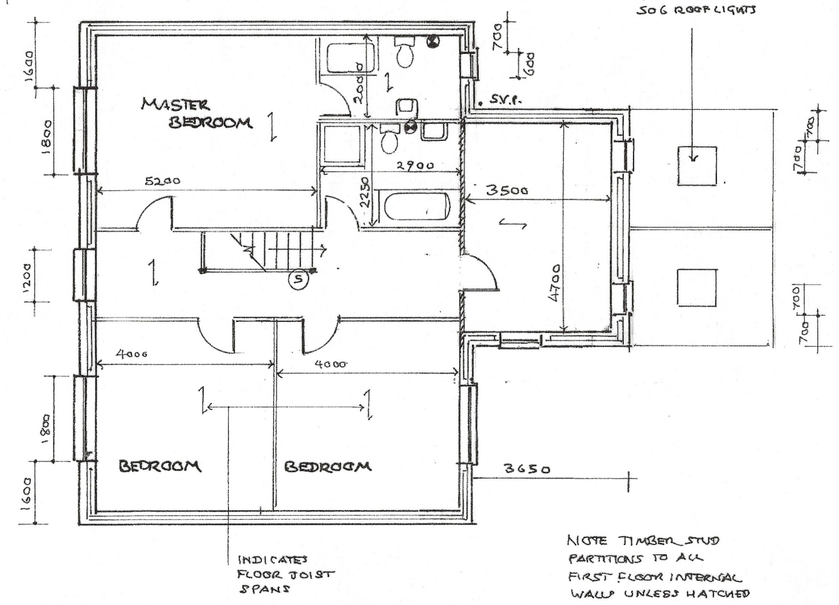
ALL BATHROOMS AND SHOWER ROOMS TO BE FITTED WITH A MECHANICAL EXTRACT FAN CAPABLE OF AT LEAST 15 LITRES/SECOND EXTRACT RATE, KITCHENS TO HAVE EITHER A MECHANICAL EXTRACT FAN CAPABLE OF 60 LITRES/SECOND OR A COOKER HOOD CAPABLE OF 30L/s. MECHANICAL EXTRACT FANS SERVING WINDOWLESS BATHROOM/SHOWER ROOMS/W.C. CUBICLES TO PROVIDE AT LEAST 3 AIR CHANGES PER HOUR WITH A 15 MINUTE OVER RUN FACILITY.

LOCATION PLAN 1:1250



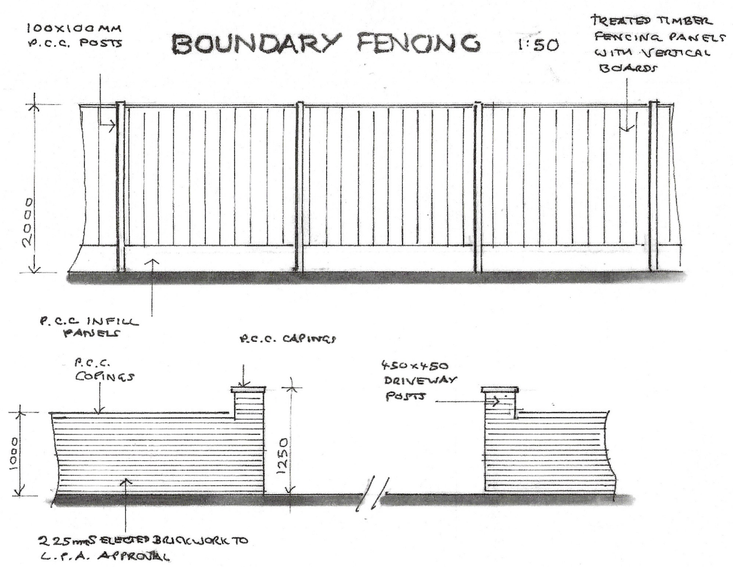


SITE PLAN 1:200



GROUND FLOOR PLAN 1:100

FIRST FLOOR PLAN 1:100



BOUNDARY FENCING 1:50

FRONT WALL 1:50

CLIENT
MR. B MAGUIRE

SCHEME
NEW DETACHED DWELLING

ADDRESS
FORMER VILLAGE HALL CAR PARK, MAYPOLE FARM COURT KNOWSLEY VILLAGE

DRAWING TITLE	NUMBER	REVISION
PLANS AND ELEVATIONS	BK 01	B C

DATE	JANUARY 2024	SCALES	1:50 1:100

1:100 0 1 2 3 4 5 6 7 8 9 10
1:50 0 1 2 3 4 5