B-B
20000

13800

1170 | 1810 S.O. | 1595 | 1010 S.O. | 3405 | 3610 S.O. | 1200

Soroudning ground to grade up to paving at a gradient of 1 in 20

Soroudning ground to grade up to paving at a gradient of 1 in 20

Soroudning ground to grade up to paving at a gradient of 1 in 20

970 | 3610 S.O. | 1180 | 2150 | 2060 S.O. = 9970

995 | 1910 S.O. | 2790 | 910 S.O. | 1600 | 1910 S.O. | 995 = 11110

WE-00-01 WE-00-02 WE-00-03 WE-00-04 WE-00-05 WE-00-06 WE-00-07

DE-00-01 DE-00-02 DE-00-03 DE-00-04

EWT-01 IWT-01

RWP 01 RWP 02

Ent. Matting

R00-01 Lobby/Corridor 20.44 m²
R00-02 Community Room 18.93 m²
R00-03 Library 10.19 m²
R00-04 Class One 19.56 m²
R00-05 Store One 2.23 m²
R00-06 Cool Off Room One 5.88 m²
R00-07 Class Two 20.35 m²
R00-08 Store Two 2.82 m²
R00-09 Cool Off Room Two 5.17 m²
R00-10 Cleaner C'pd 2.26 m²
R00-11 Kitchen 4.25 m²
R00-12 M. WC
R00-13 F. WC
R00-14 Dis. WC
R00-15 SEN Space 8.44 m²

DI-00-01 DI-00-02 DI-00-03 DI-00-04 DI-00-05 DI-00-06 DI-00-07 DI-00-08 DI-00-09 DI-00-10 DI-00-11 DI-00-12 DI-00-13 DI-00-14 FD-30

Rooflight above

Ramp Up 1in 20

Asphalt Slope to be a 1 in 20 gradient - rising 150mm across 3000mm based on 'Proposed Levels' detailed on '11001 Proposed Site Plan'

A-A 20000

AAV 01 AAV 02

Step Up 150mm

Paving extends beyond extents (refer to proposed site plan for further design and detail)

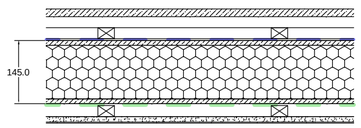
Paving and ramp extends beyond extents (refer to proposed site plan for further design and detail)

974 | 910 | 3147 | 910 S.O. | 1500 | 1375 | 3610 S.O. | 1375 = 7440 | 6360

B-B
20000

Ground Floor Plan
1:50


EWT-01 - External wall build up - 145mm SIP Panel at 1:10



- 19mm Vertical Timber Cladding - European Larch
- 25 x 38mm Horizontal Treated timber batten
- 25 x 38mm Vertical Treated timber batten
- Breather Membrane
- 145mm Thick SIP Panel
- VCL
- 25 x 38mm Vertical Treated timber batten
- 12.5mm Gyproc WallBoard plasterboard
- 3mm Plaster skim

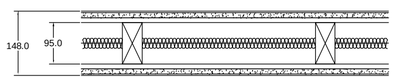
Build Ups Achieves - U-Value 0.18 W/m²K

IWT-01 - Internal wall build up - General at 1:10



- 3mm Plaster skim
- 12.5mm Gyproc plasterboard
- 95x45mm Timber Stud @400mm Centres
- 25mm Isover (APR 1200)
- 12.5mm Gyproc plasterboard
- 3mm Plaster skim

IWT-02 - Internal wall build up - General at 1:10



- 3mm Plaster skim
- 12.5mm Gyproc Plasterboard
- 11mm Plywood
- 95x47mm Timber Studs @400mm centres
- 11mm Plywood
- 12.5mm Gyproc Plasterboard
- 3mm Plaster skim

N

Notes:

All dimensions are to structural elements/openings, not finished surface, unless otherwise stated.

Drawings to be read in conjunction with structural calculations pack by JMS Engineers - any queries to voiced to Scroxton & Partners or JMS Engineers.

Client Sign Off: Please sign to confirm you have no further comments with the drawings prior to manufacture. Signing the drawing commences the manufacture process and any changes to the scheme once the drawing has been signed off will be chargeable.

Date:	Position:
Print Name:	Signature:

Notes

R0-012 M.W/C and R0-013F.W/C Notes:
- Lighting to wet area to be IP rated

R0-014 Dis W/C Notes:
- Lighting to wet area to be IP rated
- Allow for Doc M installation, subject to a light wall. finish with a navy Doc M pack to be installed to provide a sufficent visual contrast.
-Socket locations to be specified by others subject to supplier chosen.
-Lighting locations to be specified by others subject to supplier chosen.
-Spur Locations to be specified by others subject to supplier chosen.

Post Construction Risks

Maintenance Strategy

Any cleaning or maintenance to be undertaken by persons trained to work at height. A safety assessment should be undertaken prior to work. General maintenance / cleaning of gutters and windows to be undertaken from ground level where possible.
Rodding eyes are to be supplied at the foot of each pipe where it joins the underground system and the head of each pipe is to be protected with suitable uPVC outlet and leaf guard.

Clip on anchor point to be located within close proximity for fall arrest roof safety line to be used when alighting the roof and undertaking maintenance. Secondary anchor points to be located as recommended by chosen manufacturer to ensure full access across the roof for cleaning/maintenance.
Roof lights have been specified to be Class 2 glazing for impact resistance or better.

Rev	Date	Details	Drawn	Checked
06	30.03.2023	Building position adjusted	NM	JHF
05	27.01.2023	Ramps amedned	NM	JHF
04	05.01.2023	Issuded for comments - Internal alterations made	NM	JHF
03	07.12.2022	Partition wall added and DE-00-02 adjusted	NM	JHF
02	14.11.2022	Issued for comments	NM	JHF

The QUBE MODULAR BUILDINGS

SCROXTON & PARTNERS

Northampton - 01933 698 001 northampton@scroxtonandpartners.co.uk
London - 0203 745 8018 london@scroxtonandpartners.co.uk

Client: The Qube

Project Name: Finch Woods Academy (Phase 2)

Site Address: Finch Woods Academy, Baileys Lane | Halewood, Liverpool | L26 0TY

Drawing Number: 1481 SAP V1 GF DR A 10110 SO | Revision: 06

Drawing Title: Proposed Ground Floor Plan | Volume: V1

Project Lead: JHF | Stage: 04 | Project Phase: Building Regulations

Scale: 1 - 50 | Paper: A2

0.5m 1.0m 1.5m 2.0m

Only figured dimensions are to be taken from this drawing. All dimensions are to be checked on site before any work is put in hand. If in doubt, ask. This drawing must be read in conjunction with all other relevant project drawings, schedules and specifications as listed on the relevant Scroxton & Partners drawing issue sheet. This drawing may not be copied, modified or put to other use without prior written permission. No transcript for Scroxton & Partners claim. All drawing to be used only for the purpose for which it was prepared and supplied by Scroxton & Partners. Do not scale this drawing. Any discrepancies are to be reported immediately. All information supplied by Scroxton & Partners is subject to © Copyright Scroxton & Partners