02/00195/FUL

Knowsley Council

PLANNING APPLICATION FOLDER

DATE VALID:	8 WEEK DATE:	WARD	PARISH	OFFICER	RECEPTION
21.3.02.	15.5.02	ROBY	-	JN	✓

APPLICANT	MR AND MRS FITZPATRICK
LOCATION OF DEVELOPMENT	17 MAPLE CRESCENT, HUYTON, KNOWSLEY
PROPOSED DEVELOPMENT	ERECTION OF SINGLE STOREY EXTENSION TO SIDE OF DWELLING

PART I	✓	PLANNING			MAP REGISTER	
PART II	✓	HISTORY			GRID REFERENCE	✓
DOE STATISTICS	✓				MAP REG. NO.	

TECHNICAL CONSULTATIONS

CONSULTEE	√	CODE	SENT	RECONSULTED	CONSULTEE	√	CODE	SENT	RECONSULTED
Sust. & Env. Strategy		ISES			Env. Agency (Poll)		HIOP		
Business Resource		IBRC			NW GAS		GAS		
Economic Regen Unit		IERU			MANWEB		MAN		
Education		IEDU			NWWA		NWW		
Design Consultancy		IDC			Health & Safety Exec		HSE		
Environmental Health		IENV			Liverpool Museum		LM		
Estates		IEST			Merseyside Fire		MFB		
Highway Authority		IHIH			Forward Planning		IFP		
Site Development		ISDT			Merseyside Police		MP		
Housing		IHSG			6 Societies				
Leisure		ILEI			Conservation Officer		ICO		
Licensing		ILIT							
Social Services		ISOS							
The Coal Authority	√	BC	28.3.02						
RailTrack		BRPB							
JCAS		CAS							
Env. Agency (Rivers)		NRA1			Weekly List	✓			
Env. Agency (Waste)		MWD			Parish List				

PUBLICITY

IN ACCORD		NOT IN ACCORD		LIST BLDG/ CONS AREA		EIA		PUBLIC R.O.W	
	✓								

NEIGHBOUR LETTERS

DATE SENT:	28.3.02	LAST RESPONSE DATE:	18.4.02	RECONSULTED:		LAST RESPONSE DATE:	

4, 15 & 19 MAPLE CRESCENT. 50 BEECH DRIVE

PUBLIC NOTICES					APPLICATION NO:
	SITE	√	PRESS	√	02/00195/FUL
DATE DISPLAYED:					
LAST RESPONSE DATE:					

Document Reference: PS/DC/OP01/03	Document Issue No. 003	Document Issue Date 12/05/99

UNITARY DEVELOPMENT PLAN ALLOCATION

Pred Ra

HAZARDS	√	
LISTED BUILDING		
CONSERVATION AREA		
ARTICLE IV DIRECTION		
TREE PRESERVATION ORDER		
AIRFIELD SAFEGUARDING ZONE	✓	90M.
EMERGENCY SERVICES RADIO AREAS AND FIRE HAZARDS		
WATER POLLUTION	✓	
WATER SUPPLY RESTRICTED SURFACE AREAS		
SEWAGE TREATMENT WORKS DRAINAGE AREAS		
HAZARDOUS SUBSTANCES CONSULTATION AREA		
WASTE TIPPING CONSULTATION AREA		
COAL AUTHORITY TO BE CONSULTED		
AREA WITHIN WHICH THERE ARE BRITISH COAL OPENCAST WORKING SITES (PAST, CURRENT, PROSPECTIVE)		
COAL AUTHORITY TO BE CONSULTED ON SURFACE DEVELOPMENTS WITHIN THESE AREAS	✓	
AREA WHERE COAL MINING MAY TAKE PLACE		
AREA WHERE COAL MINING HAS TAKEN PLACE		
COAL AUTHORITY AREA WHERE ACTIVE WORKINGS ARE CURRENTLY TAKING PLACE OR WHERE FUTURE WORKS ARE LIKELY IN THE NEXT 20-30 yrs (4/78)		
HIOP CONSULTATION ZONE		
ARCHAEOLOGICAL SITE		
GAS PIPELINES		

COMMITTEE REPORT AUTHORISATION

DIRECTOR	**HPS**	**HIGHWAYS**
ENV. HEALTH	**LEGAL**	**ARB. OFFICER**
OTHERS		

DECISION NOTICE TO: **APPLICANT/AGENT** 10.5.02	**HIGHWAYS**	**RAILTRACK**	**OTHER** (PLEASE SPECIFY)
ENV. HEALTH	**JCAS**	**ARB. OFFICER**	
LEGAL SERVICES 14.5.02	**LIVERPOOL MUSEUM**	**PARISH NOTIFIED**	

KEY POLICIES	COMMENTS
1. H7.	DOMESTIC EXTENSIONS & GARAGES.
2.	
3.	
4.	
5.	
6.	

CAR PARKING		
PROVISION	REQUIREMENT	REMARKS/ACTION
N/A		

SITE OBSERVATIONS, MEETINGS etc.

RECEIVED ARE TURNED 27.3.02

EXISTING EXTENSION TO BE DEMOLISHED.

2.2m wide

4.7m long

3.8m High

STEPPED ARRANGEMENT HOUSES

P.D?

Ties into existing garage. respects rear & side elevations to be constructed in materials that match.

Proposed. pitched roof.

MATS RENDER & TILE (Rumani Crown) Req.

PHOTOS 2/4/02 11/4/02 16/4/02 8/5/02 9/5/02

290 [illegible]

SITE VISIT:-	DATE: 10.5.02	INITIALS: JNL
Cleared by Section Head as Delegated/Committee	9/5/02	[illegible]

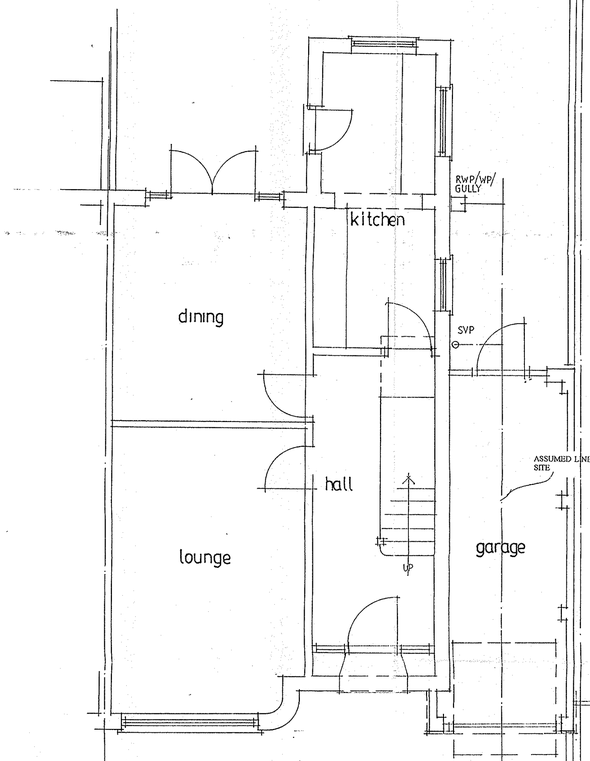

GROUND FLOOR PLAN : EXISTING

FIRE

ALL ELEMENTS OF STRUCTURE TO HAVE MIN. HALF-HOUR FIRE RESISTANCE.

STEELWORK TO BE ENCASED IN TWO LAYERS 12.7MM PLASTERBOARD WITH WIRE BINDING AT 100MM PITCH WITH 5MM SKIM FINISH.

SUPALUX CAVITY CLOSERS TO TOP OF ALL CAVITY WALLS BELOW WALL PLATE. ALL OPENINGS IN CAVITY WALLS TO BE FULLY CLOSED.

MINIMUM 100MM UPSTAND TO BE PROVIDED AT THRESHOLD TO DOOR BETWEEN GARAGE AND HOUSE

VENTILATION

BACKGROUND VENTILATION TO BE PROVIDED TO ALL HABITABLE ROOMS TO PROVIDE MIN. 8000 SQ.MM. FREE AREA (TO BE PROVIDED VIA TRICKLE VENTS FITTED IN DOOR/WINDOW HEADS).

WINDOWS TO HABITABLE ROOMS TO HAVE OPENING LIGHTS EQUIVALENT TO 1/20TH OF THE FLOOR AREA.

KITCHEN FAN TO PROVIDE MIN. EXTRACTION OF 60 LITRES PER SECOND (OR COOKER HOOD TO PROVIDE MIN. 30 LITRES PER SECOND).

KITCHEN FAN/COOKER HOOD TO BE DUCTED TO EXTERNAL AIR.

HEAT LOSS

ROOF SPACE

TO BE INSULATED WITH MIN. 200MM ROCKWOOL OR OTHER APPROVED INSULATION TUCKED DOWN INTO CAVITY. ENSURE THAT THE ROOF VENTILATION IS UNIMPAIRED BY QUILT BY THE USE OF GLIDEVALE OR SIMILAR APPROVED VENTILATORS.

ROOF CONSTRUCTION TO HAVE MAX 'U' VALUE OF 0.45 W/M²K

CAVITY WALLS

TO BE FILLED WITH 75MM ROCKWOOL INSULATION OR OTHER APPROVED.

EXTERNAL WALL CONSTRUCTION TO HAVE A MAX. 'U' VALUE OF 0.45 W/M²K

INSULATED DPC TO BE INSTALLED AT ALL OPENINGS IN CAVITY WALLS.

ALL NEW WINDOWS TO BE DOUBLE-GLAZED.

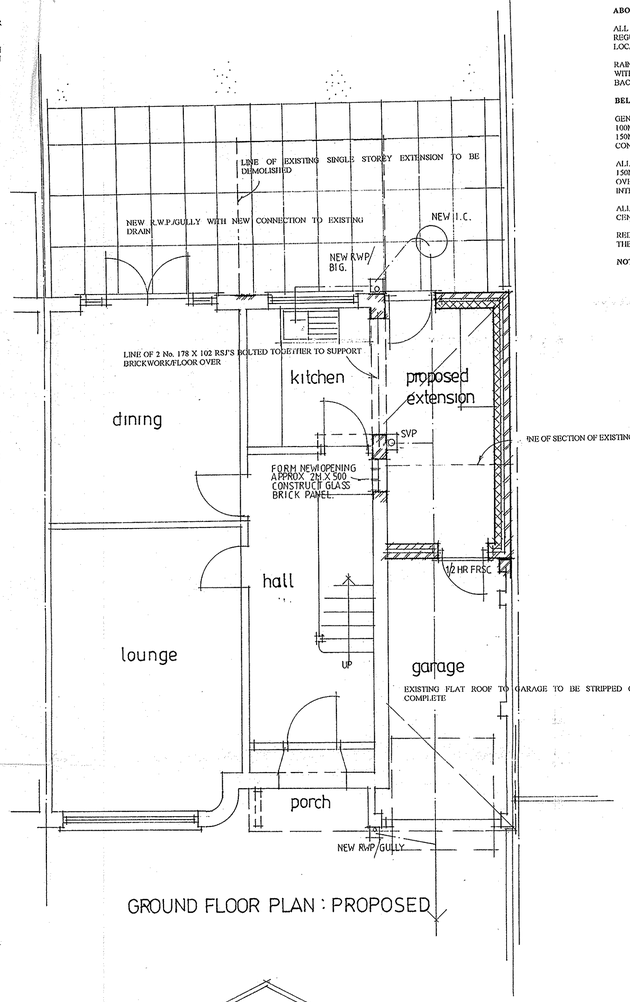

GROUND FLOOR PLAN : PROPOSED

DRAINAGE

ABOVE GROUND

ALL DRAINAGE TO BE IN ACCORDANCE WITH BUILDING REGULATIONS AND CP 301 AND THE SATISFACTION OF THE LOCAL AUTHORITY B.C.O.

RAINWATER GOODS TO BE UPVC GUTTER SYSTEM 110 X 75MM WITH ASSOCIATED DOWNPIPES ALL DISCHARGING TO TRAPPED BACK INLET GULLIES.

BELOW GROUND

GENERAL GRADIENTS OF PIPES USED TO BE AS FOLLOWS:
100MM DIAMETER PIPES TO BE LAID 1:40
150MM DIAMETER PIPES AT 1:60
CONNECTIONS TO SEWERS TO HAVE MAXIMUM GRADIENT 1:6.

ALL DRAINS PASSING UNDER THE BUILDING TO BE ENCASED IN 150MM CONCRETE AND 2 COURSE LINTOLS TO BE PROVIDED OVER ANY DRAINS PASSING THROUGH EXTERNAL OR INTERNAL WALLS.

ALLOW FOR 13MM FLEXIBLE JOINT IN CONCRETE AT MAX 5M CENTRE.

REDUNDANT DRAINS TO BE GRUBBED UP AND/OR SEALED TO THE SATISFACTION OF THE LOCAL AUTHORITY B.C.O.

NOTE! NEW GULLIES TO BE RODDABLE TYPE



REAR ELEVATION : PROPOSED

NOTE OF SECTION OF EXISTING GARAGE TO BE TAKEN DOWN

RESISTANCE TO MOISTURE

DAMP PROOF COURSE GENERALLY TO BE MINIMUM 150MM ABOVE GROUND LEVEL, DPM TO BE CONTINUOUS WITH DPC.

WEEPHOLES AT MAX 900 CENTRES OVER ALL OPENINGS IN EXTERNAL WALLS. ALL WEEPHOLES TO HAVE PROPRIETARY PVC LINERS.

HORIZONTAL AND VERTICAL DPC'S TO BE PROVIDED AT ALL POSITIONS WHERE CAVITY IS CLOSED.

CAVITIES TO BE FILLED TO 150MM BELOW LOWEST DAMP PROOF COURSE IN LEAN MIX CONCRETE WITH WEEPHOLES ABOVE AT MAX 900/C

FLASHINGS, SOAKERS AND SADDLES TO BE IN LEAD TO B.S. 1178 IN THE FOLLOWING MINIMUM THICKNESS:
FLASHINGS TO BS CODE 4
SOAKERS TO BS CODE 3
SADDLES TO BS CODE 4
FLASHINGS TO HAVE MIN UPSTAND OF 150MM

PITCHED ROOF TO PROPOSED EXTENSION, GARAGE, PORCH

INTERLOCKING CONCRETE TILES (MARLEY WESSEX OR OTHER APPROVED, SUITABLE FOR 17.5 DEGREE PITCH) LAID TO MANUFACTURERS INSTRUCTIONS ON SOFTWOOD BATTENS ON SARKING FELT/BREATHER MEMBRANE UNDERLAY ON 150 X 50 S/W RAFTERS AT MAX. 400 CENTRES.

75 X 50 S/W CEILING JOISTS AT MAXIMUM 400 C/C'S: 75 X 25 S/W HANGERS/RUNNER AT MID SPAN

100 X 75 S/W WALLPLATE STRAPPED DOWN TO INNER LEAF OF BLOCKWORK WITH 32 X 5 GALVANISED STRAPS BY 'BAT' OR OTHER APPROVED MIN. 1000 LONG AT MAX. 1200 CENTRES.

9.5MM GYPROC DUPLEX PLASTERBOARD WITH SKIM FINISH TO SOFFIT WITH 125MM POLYSTYRENE INSULATION LAID BETWEEN RAFTERS ('U' VALUE = 0.35 W/SQ.MK)

VENTILATION TO ROOF STRUCTURE

PITCHED ROOFS TO BE VENTED IN ACCORDANCE WITH BUILDING REGULATIONS 1985 A.D. PART F2 AND B.S. 5250 1989.

GENERAL NOTES

ALL WORK TO BE IN ACCORDANCE WITH CURRENT BUILDING REGULATIONS AND BRITISH STANDARDS AND EXECUTED TO THE SATISFACTION OF THE LOCAL AUTHORITY B.C.O. STRUCTURE

FOUNDATIONS

MINIMUM 600 WIDE X 200 THICK MASS CONCRETE STRIP FOOTINGS: PRECISE SIZE, DEPTH ETC. TO SUIT GROUND CONDITIONS TO THE SATISFACTION OF THE LOCAL AUTHORITY D.B.S.

EXTERNAL WALLS

OUTER LEAF: 102MM FACING BRICK TO MATCH EXISTING OR OTHER APPROVED.
CAVITY: 75MM WIDE FILLED WITH 50MM ROCKWOOL OR OTHER APPROVED INSULATION.
INNER LEAF: 100MM CONCRETE BLOCK TO STRUCTURAL ENGINEERS SPECIFICATION WITH 12MM PLASTER FINISH.

OVERALL CONSTRUCTION TO BE 275MM. LEAVES OF CAVITY WALLS TO BE TIED WITH STAINLESS STEEL VERTICAL TWIST WALL TIES BEDDED MIN 50MM INTO EACH LEAF. MAXIMUM SPACINGS 450MM VERTICALLY, 900MM HORIZONTALLY, 300MM VERTICALLY AT UNBONDED JAMBS.

LINTOLS

TO BE I.G. OR OTHER APPROVED GALVANISED MILD STEEL AS SPECIFIED BY ENGINEER. THE CONTRACTOR IS TO ENSURE THE BACKS OF LINTOLS ARE FILLED TO ENSURE THE INTEGRITY OF THE WALL IS MAINTAINED. PROVIDE WEEPHOLES AT 900MM C/C (MIN 2 PER LINTOL) TO ENSURE ESCAPE OF ANY WATER FROM CAVITY.

GROUND FLOOR

50MM CEMENT/SAND SCREED ON MINIMUM 150MM CONCRETE ON 1200 GAUGE VISQUEEN DPM ON 50MM FLOORING GRADE POLYSTYRENE INSULATION ON MINIMUM 150MM SAND BLINDED HARDCORE: DPM TO BE LAPPED ONTO MAIN DPC.

GLAZING

ALL GLAZING BELOW 800MM ABOVE FINISHED FLOOR LEVEL TO BE IN SAFETY GLASS.



FRONT ELEVATION : PROPOSED

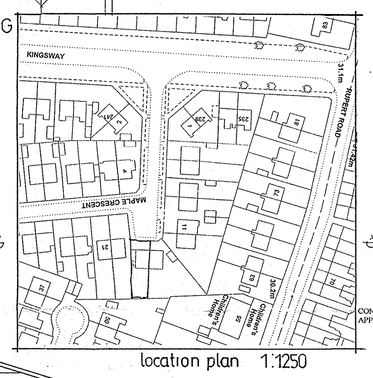

location plan 1:1250

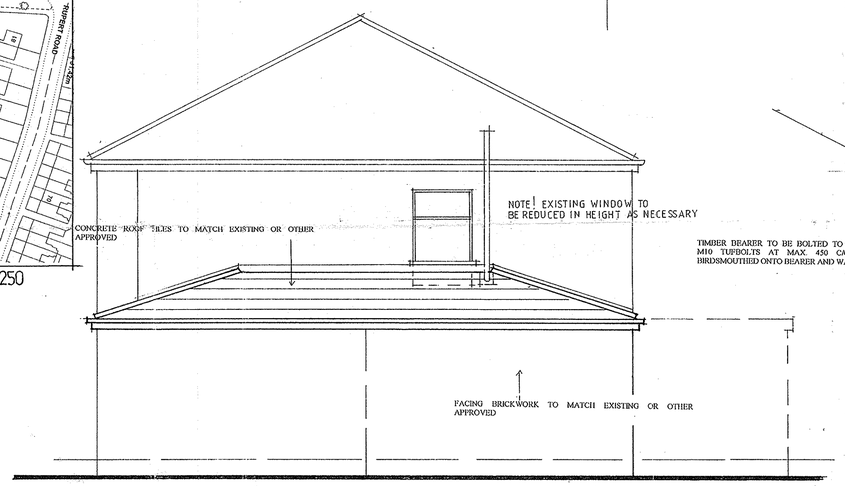

SIDE ELEVATION : PROPOSED

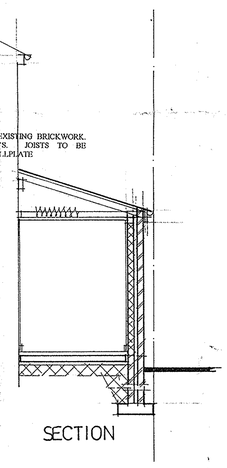

SECTION

APPLICATION No. 02/00195/FUL

DATE RECEIVED 21 MAR 2002

DATE VALID 21 MAR 2002

BRIAN SNELHAM Dip.Arch
ARCHITECT
THE STABLES, 1A RUSSIAN DRIVE, LIVERPOOL L13 7BS
TEL/FAX: 0151 475 4455 MOBILE 07703 485 209

PROJECT	17 MAPLE CRESCENT HUYTON
CLIENT	MR. & MRS. P. FITZPATRICK
TITLE	PROPOSED EXTENSION
JOB No.	DRAWING No. 01 REVISION A
SCALE 1:50	DRAWN BY DATE 02:02
REVISION A ASSUMED SITE BOUNDARY INDICATED	DATE 03:02

ASSUMED LINE OF BOUNDARY WITH ADJACENT PROPERTY TO BE VERIFIED ON SITE

NOTE! PROPOSED STRUCTURE INCLUDING GUTTERS AND FOUNDATIONS TO BE COMPLETELY WITHIN CURTILAGE OF APPLICATION SITE UNLESS OTHERWISE AGREED IN WRITING WITH ADJACENT OWNER

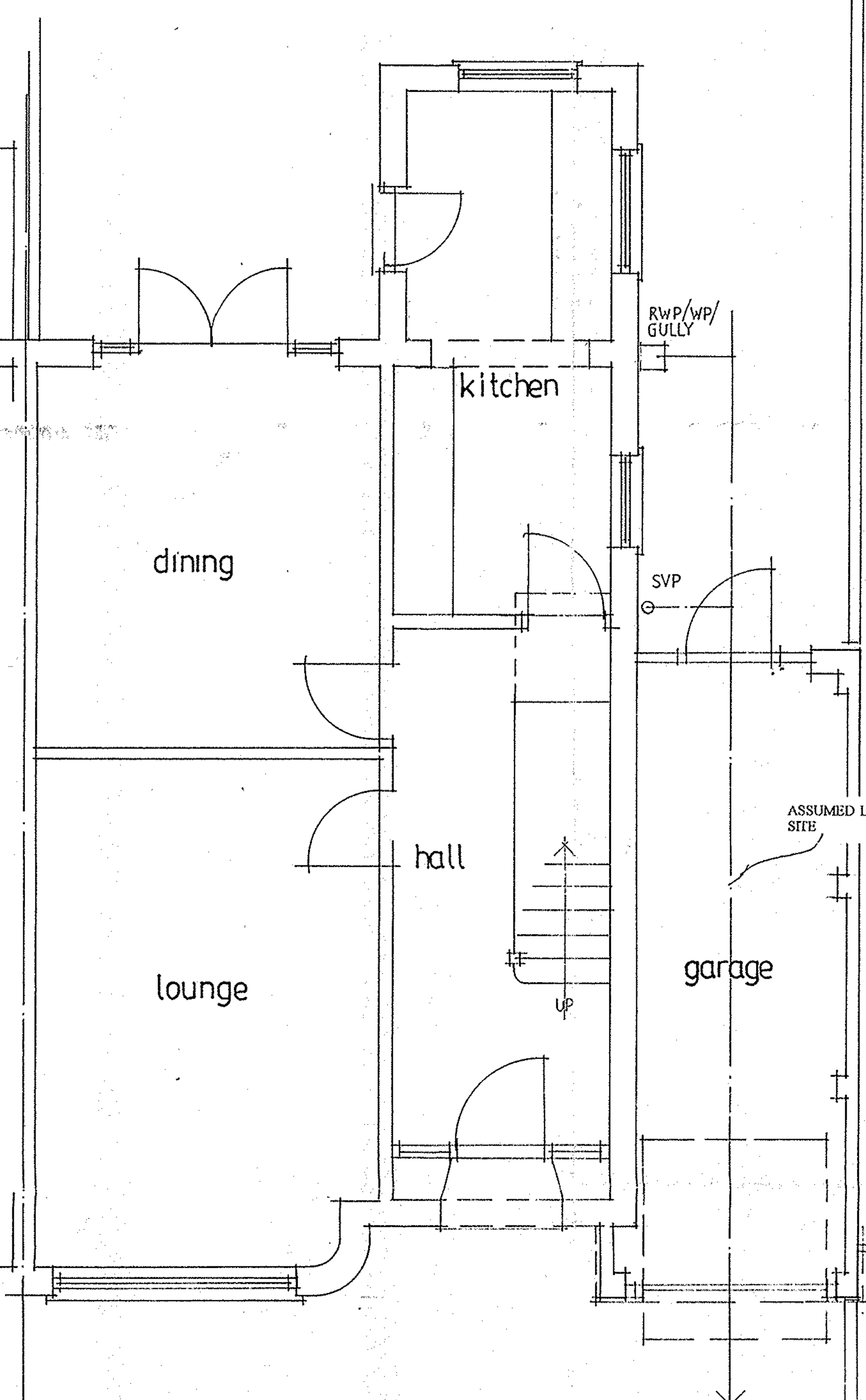

GROUND FLOOR PLAN: EXISTING

FIRE

ALL ELEMENTS OF STRUCTURE TO HAVE MIN. HALF-HOUR FIRE RESISTANCE.

STEELWORK TO BE ENCASED IN TWO LAYERS 12.7MM PLASTERBOARD WITH WIRE BINDING AT 100MM PITCH WITH 5MM SKIM FINISH.

SUPALUX CAVITY CLOSERS TO TOP OF ALL CAVITY WALLS BELOW WALL PLATE. ALL OPENINGS IN CAVITY WALLS TO BE FULLY CLOSED.

MINIMUM 100MM UPSTAND TO BE PROVIDED AT THRESHOLD TO DOOR BETWEEN GARAGE AND HOUSE

VENTILATION

BACKGROUND VENTILATION TO BE PROVIDED TO ALL HABITABLE ROOMS TO PROVIDE MIN. 8000 SQ.MM. FREE AREA (TO BE PROVIDED VIA TRICKLE VENTS FITTED IN DOOR/WINDOW HEADS)

WINDOWS TO HABITABLE ROOMS TO HAVE OPENING LIGHTS EQUIVALENT TO 1/20TH OF THE FLOOR AREA.

KITCHEN FAN TO PROVIDE MIN. EXTRACTION OF 60 LITRES PER SECOND (OR COOKER HOOD TO PROVIDE MIN. 30 LITRES PER SECOND).

KITCHEN FAN/COOKER HOOD TO BE DUCTED TO EXTERNAL AIR.

HEAT LOSS

ROOF SPACE

TO BE INSULATED WITH MIN. 200MM ROCKWOOL OR OTHER APPROVED INSULATION TUCKED DOWN INTO CAVITY. ENSURE THAT THE ROOF VENTILATION IS UNIMPAIRED BY QUILT BY THE USE OF GLIDEVALE OR SIMILAR APPROVED VENTILATORS.

ROOF CONSTRUCTION TO HAVE MAX 'U' VALUE OF 0.45 W/M²K

CAVITY WALLS

TO BE FILLED WITH 75MM ROCKWOOL INSULATION OR OTHER APPROVED.

EXTERNAL WALL CONSTRUCTION TO HAVE A MAX. 'U' VALUE OF 0.45 W/M²K

INSULATED DPC TO BE INSTALLED AT ALL OPENINGS IN CAVITY WALLS.

ALL NEW WINDOWS TO BE DOUBLE-GLAZED.

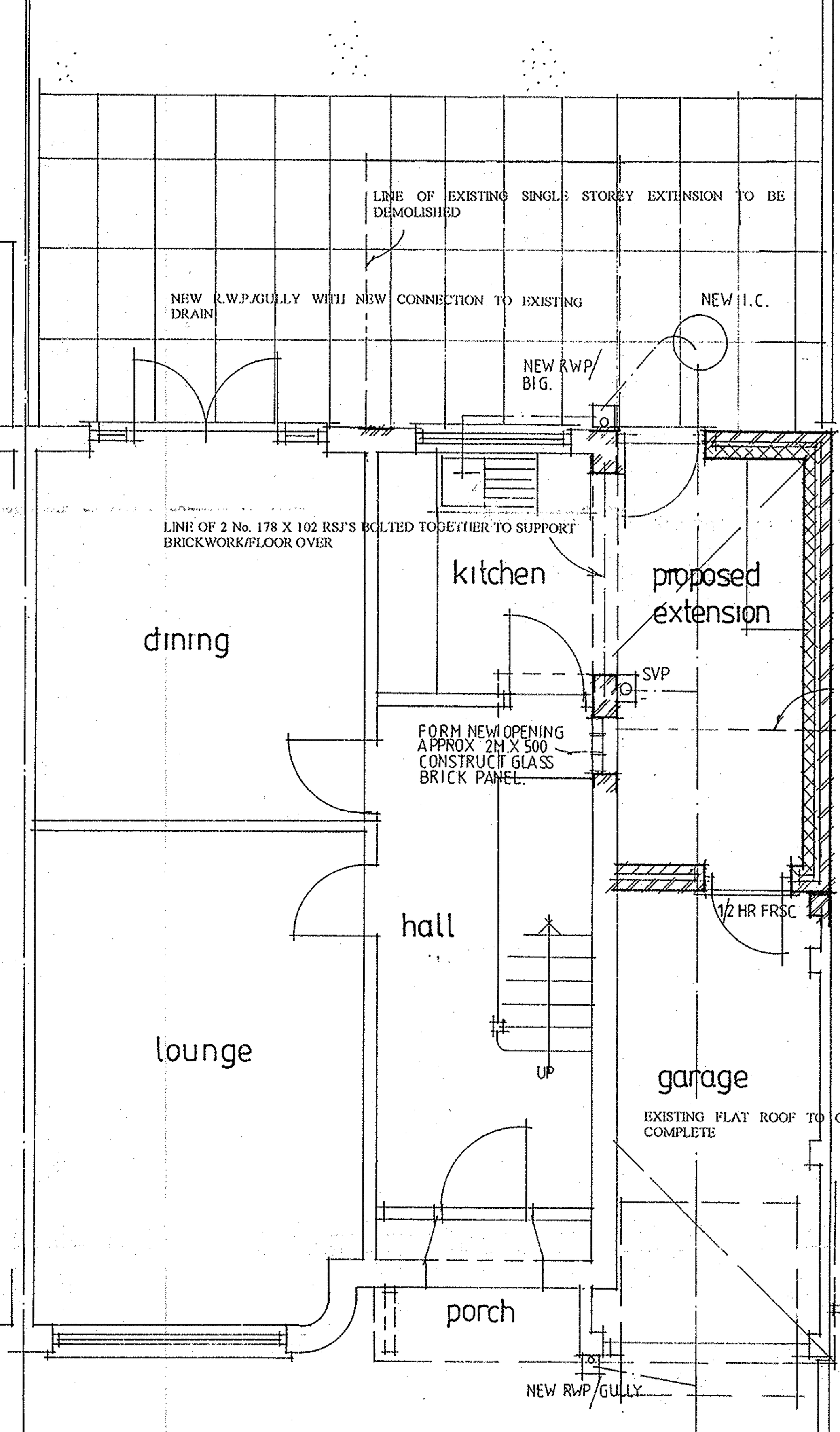

GROUND FLOOR PLAN : PROPOSED

DRAINAGE

ABOVE GROUND

ALL DRAINAGE TO BE IN ACCORDANCE WITH BUILDING REGULATIONS AND CP 301 AND THE SATISFACTION OF THE LOCAL AUTHORITY B.C.O.

RAINWATER GOODS TO BE UPVC GUTTER SYSTEM 110 X 75MM WITH ASSOCIATED DOWNPIPES ALL DISCHARGING TO TRAPPED BACK INLET GULLIES.

BELOW GROUND

GENERAL GRADIENTS OF PIPES USED TO BE AS FOLLOWS:
100MM DIAMETER PIPES TO BE LAID 1:40
150MM DIAMTER PIPES AT 1:60
CONNECTIONS TO SEWERS TO HAVE MAXIMUM GRADIENT 1:6.

ALL DRAINS PASSING UNDER THE BUILDING TO BE ENCASED IN 150MM CONCRETE AND 2 COURSE LINTOLS TO BE PROVIDED OVER ANY DRAINS PASSING THROUGH EXTERNAL OR INTERNAL WALLS.

ALLOW FOR 13MM FLEXIBLE JOINT IN CONCRETE AT MAX 5M CENTRE.

REDUNDANT DRAINS TO BE GRUBBED UP AND/OR SEALED TO THE SATISFACTION OF THE LOCAL AUTHORITY B.C.O.

NOTE! NEW GULLIES TO BE RODDABLE TYPE

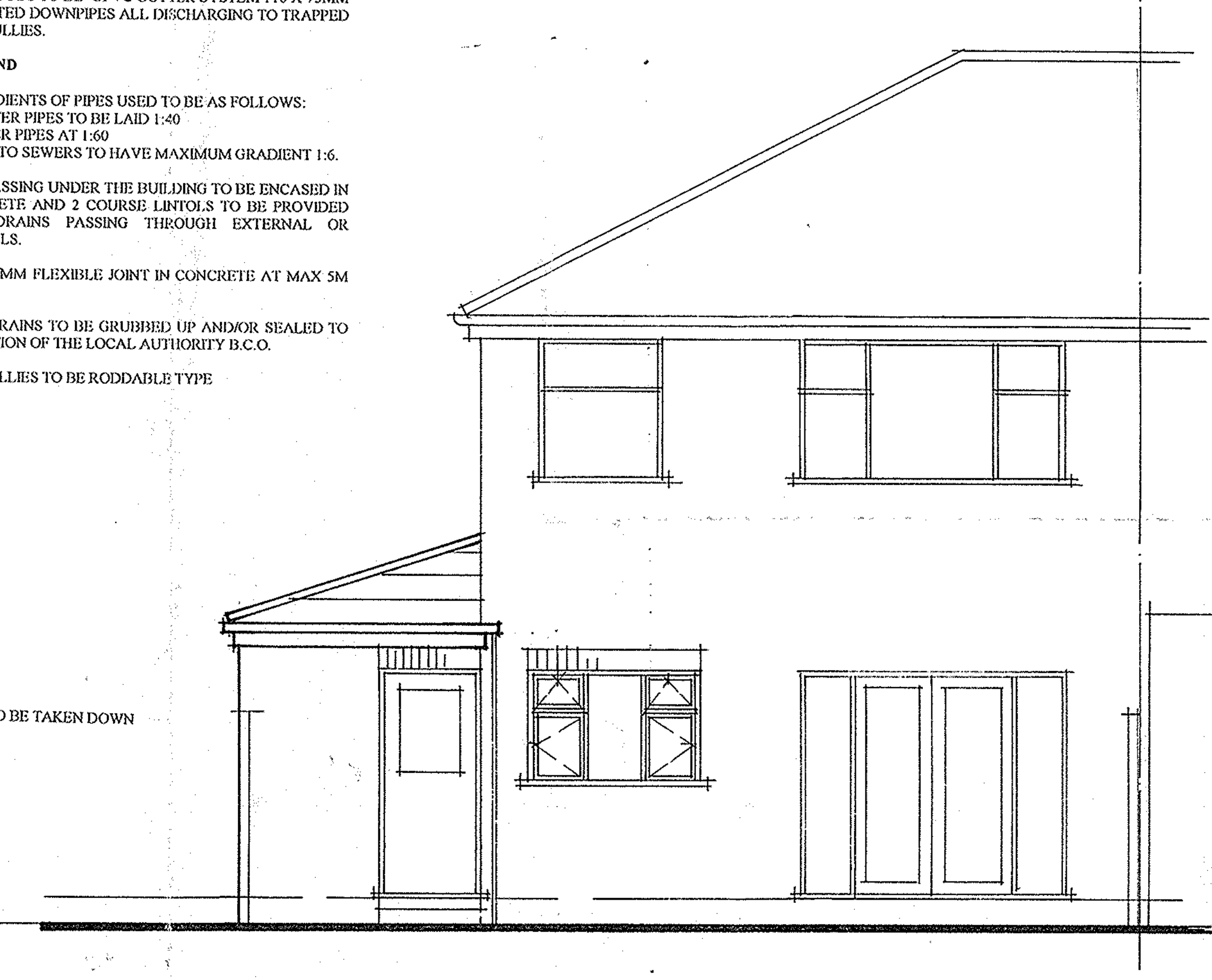

REAR ELEVATION : PROPOSED

RESISTANCE TO MOISTURE

DAMP PROOF COURSE GENERALLY TO BE MINIMUM 150MM ABOVE GROUND LEVEL, DPM TO BE CONTINUOUS WITH DPC.

WEEPHOLES AT MAX 900 CENTRES OVER ALL OPENINGS IN EXTERNAL WALLS. ALL WEEPHOLES TO HAVE PROPRIETARY PVC LINERS.

HORIZONTAL AND VERTICAL DPC'S TO BE PROVIDED AT ALL POSITIONS WHERE CAVITY IS CLOSED.

CAVITIES TO BE FILLED TO 150MM BELOW LOWEST DAMP PROOF COURSE IN LEAN MIX CONCRETE WITH WEEPHOLES ABOVE AT MAX 900/C

FLASHINGS, SOAKERS AND SADDLES TO BE IN LEAD TO B.S. 1178 IN THE FOLLOWING MINIMUM THICKNESS:
FLASHINGS TO BS CODE 4
SOAKERS TO BS CODE 3
SADDLES TO BS CODE 4
FLASHINGS TO HAVE MIN UPSTAND OF 150MM

PITCHED ROOF TO PROPOSED EXTENSION, GARAGE, PORCH

INTERLOCKING CONCRETE TILES (MARLEY WESSEX OR OTHER APPROVED, SUITABLE FOR 17.5 DEGREE PITCH) LAID TO MANUFACTURERS INSTRUCTIONS ON SOFTWOOD BATTENS ON SARKING FELT/BREATHER MEMBRANE UNDERLAY ON 150 X 50 S/W RAFTERS AT MAX. 400 CENTRES.

100 X 50 S/W CEILING JOISTS AT MAXIMUM 400 C/C'S: 75 X 25 S/W HANGERS/RUNNER AT MID SPAN

100 X 75 S/W WALLPLATE STRAPPED DOWN TO INNER LEAF OF BLOCKWORK WITH 32 X 5 GALVANISED STRAPS BY 'BAT' OR OTHER APPROVED MIN. 1000 LONG AT MAX. 1200 CENTRES.

9.5MM GYPROC DUPLEX PLASTERBOARD WITH SKIM FINISH TO SOFFIT WITH 125MM POLYSTYRENE INSULATION LAID BETWEEN RAFTERS ('U' VALUE = 0.35 W/SQ.MK)

VENTILATION TO ROOF STRUCTURE

PITCHED ROOFS TO BE VENTED IN ACCORDANCE WITH BUILDING REGULATIONS 1985 A.D. PART F2 AND B.S. 5250 1989.

GENERAL NOTES

ALL WORK TO BE IN ACCORDANCE WITH CURRENT BUILDING REGULATIONS AND BRITISH STANDARDS AND EXECUTED TO THE SATISFACTION OF THE LOCAL AUTHORITY B.C.O.

STRUCTURE

FOUNDATIONS

MINIMUM 600 WIDE X 200 THICK MASS CONCRETE STRIP FOOTINGS: PRECISE SIZE, DEPTH ETC. TO SUIT GROUND CONDITIONS TO THE SATISFACTION OF THE LOCAL AUTHORITY D.B.S.

EXTERNAL WALLS

OUTER LEAF: 102MM FACING BRICK TO MATCH EXISTING OR OTHER APPROVED.
CAVITY: 75MM WIDE FILLED WITH 50MM ROCKWOOL OR OTHER APPROVED INSULATION.
INNER LEAF: 100MM CONCRETE BLOCK TO STRUCTURAL ENGINEERS SPECIFICATION WITH 12MM PLASTER FINISH.

OVERALL CONSTRUCTION TO BE 275MM. LEAVES OF CAVITY WALLS TO BE TIED WITH STAINLESS STEEL VERTICAL TWIST WALL TIES BEDDED MIN 50MM INTO EACH LEAF. MAXIMUM SPACINGS 450MM VERTICALLY, 900MM HORIZONTALLY, 300MM VERTICALLY AT UNBONDED JAMBS.

LINTOLS

TO BE I.G. OR OTHER APPROVED GALVANISED MILD STEEL AS SPECIFIED BY ENGINEER. THE CONTRACTOR IS TO ENSURE THE BACKS OF LINTOLS ARE FILLED TO ENSURE THE INTEGRITY OF THE WALL IS MAINTAINED. PROVIDE WEEPHOLES AT 900MM C/C (MIN 2 PER LINTOL) TO ENSURE ESCAPE OF ANY WATER FROM CAVITY.

GROUND FLOOR

50MM CEMENT/SAND SCREED ON MINIMUM 150MM CONCRETE ON 1200 GAUGE VISQUEEN DPM ON 50MM FLOORING GRADE POLYSTYRENE INSULATION ON MINIMUM 150MM SAND BLINDED HARDCORE: DPM TO BE LAPPED ONTO MAIN DPC.

GLAZING

ALL GLAZING BELOW 800MM ABOVE FINISHED FLOOR LEVEL TO BE IN SAFETY GLASS.

APPLIC No. 02/00195/FUL

DATE RECEIVED 12 MAR 2002

DATE VALID 21 MAR 2002



FRONT ELEVATION : PROPOSED

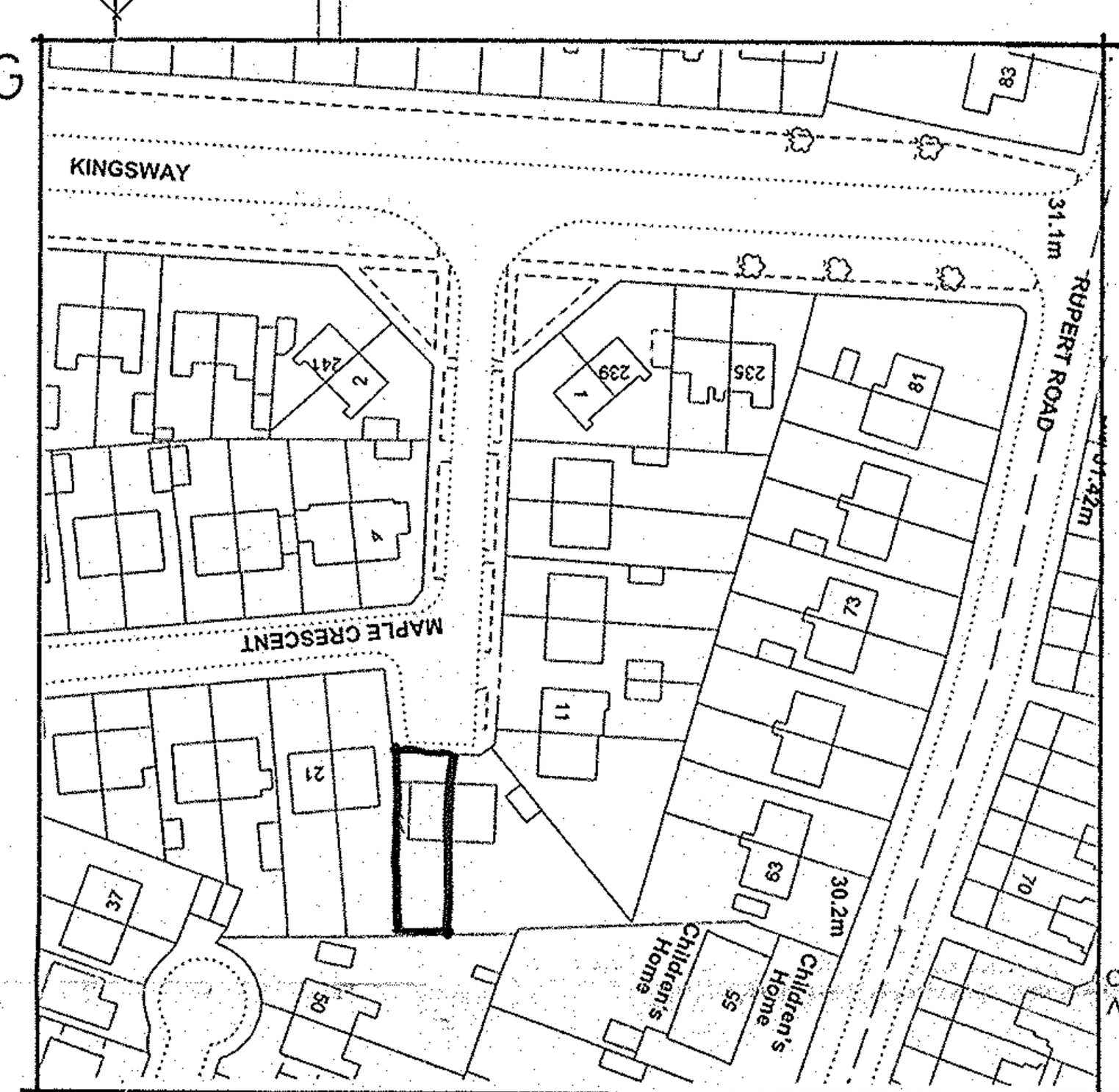

location plan 1:1250

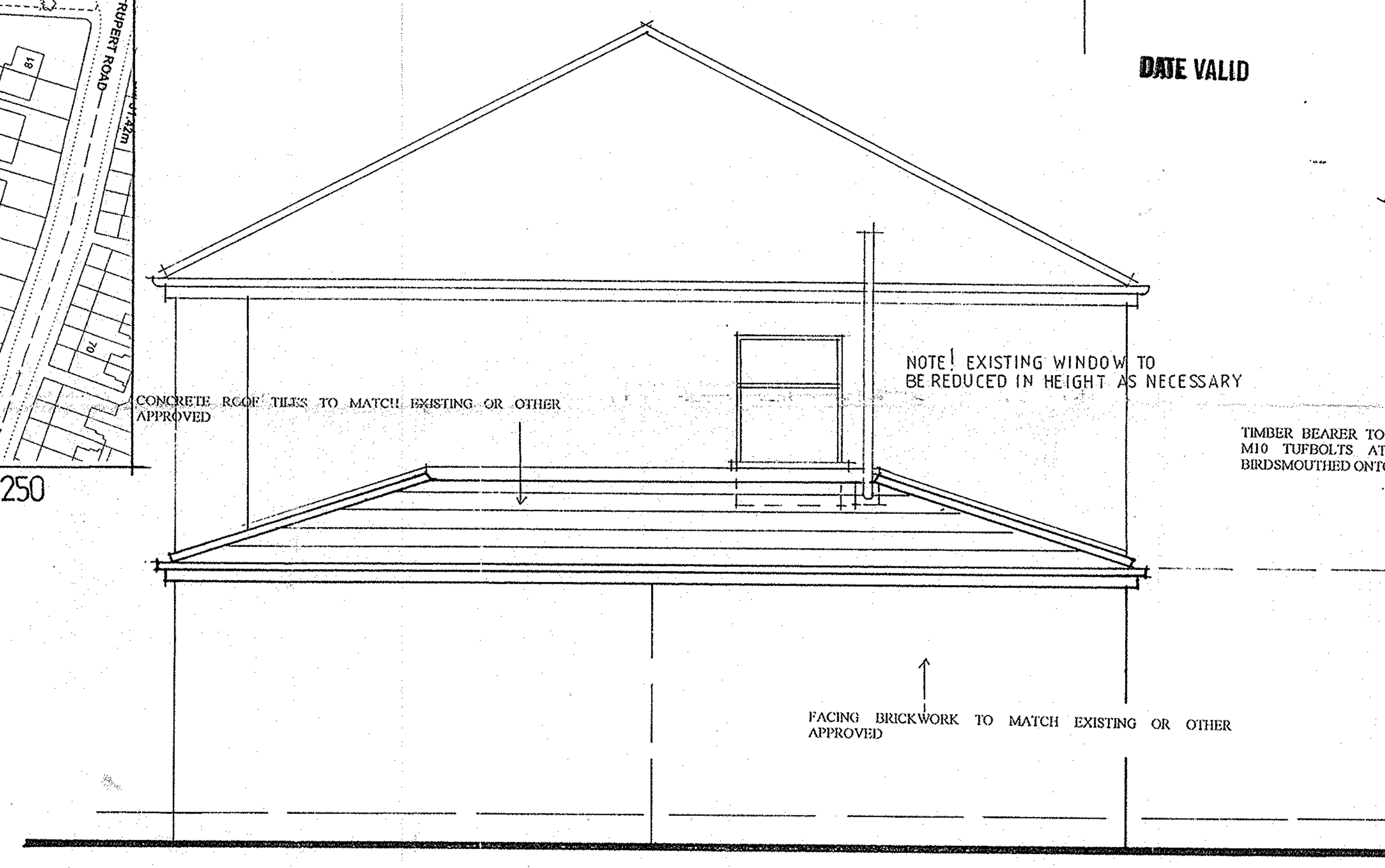

SIDE ELEVATION : PROPOSED

TIMBER BEARER TO BE BOLTED TO EXISTING BRICKWORK. M10 TUFBOLTS AT MAX. 450 C/C'S. JOISTS TO BE BIRDSMOUTHED ONTO BEARER AND WALLPLATE

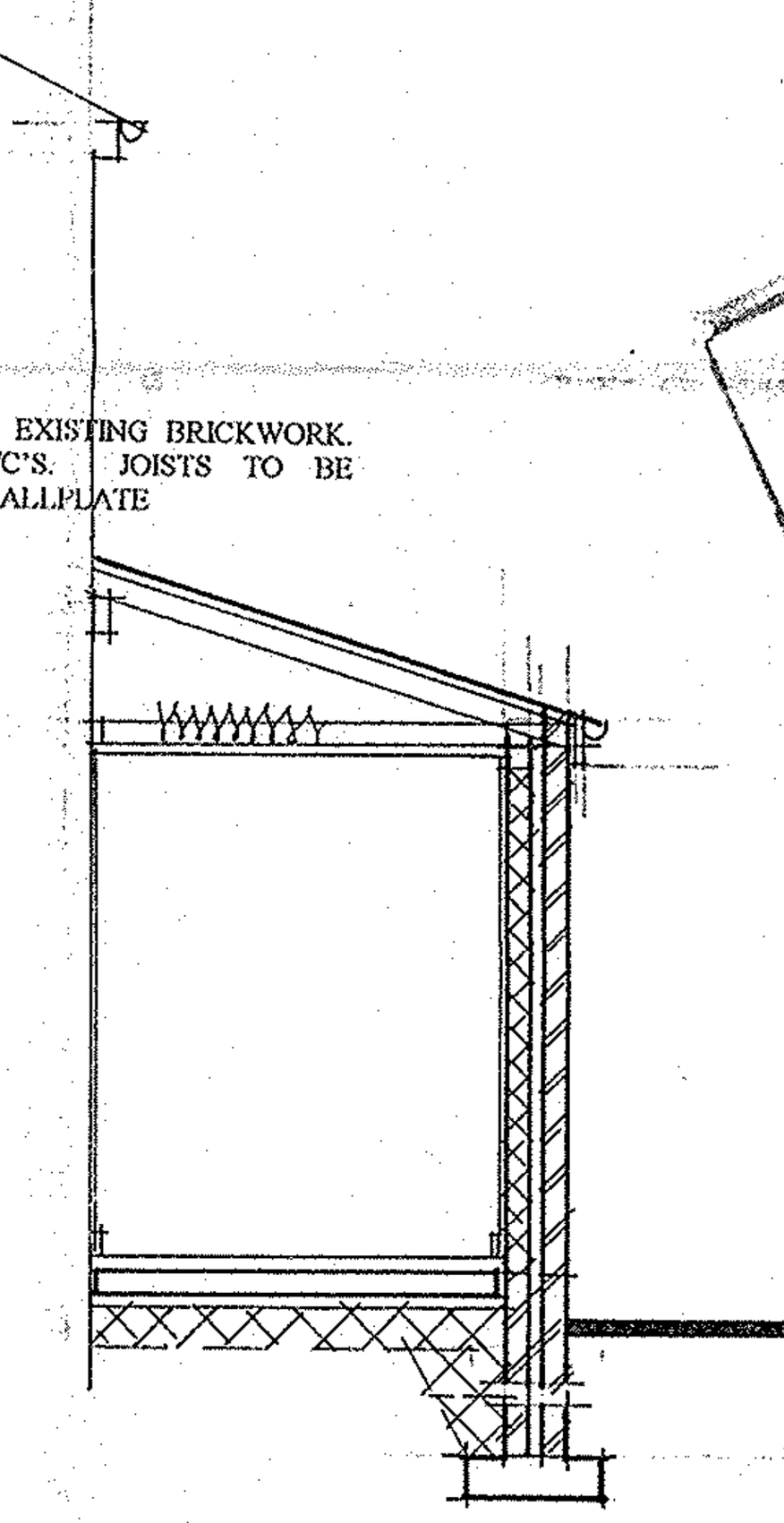

SECTION

SUPERSEDED

BRIAN SNELHAM Dip. Arch
ARCHITECT
THE STABLES, 1A RUSSIAN DRIVE, LIVERPOOL L13 7BS
TEL/FAX: 0151 475 4455 MOBILE 07703 485 209

PROJECT	17 MAPLE CRESCENT HUYTON
CLIENT	MR & MRS. P. FITZPATRICK
TITLE	PROPOSED EXTENSION
JOB No. / DRAWING No. / REVISION	01
SCALE / DRAWN BY / DATE	1:50 / / 02:02
REVISION / DATE	

SUPERSEDED