Application No. 01/00161/FUL
RECEIVED
09 MAR 2001

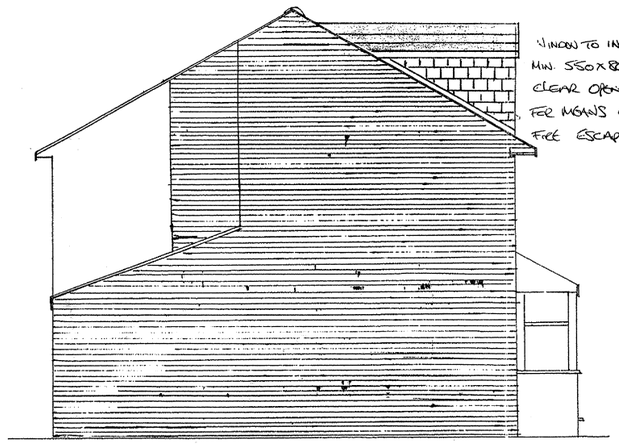

SIDE ELEVATION

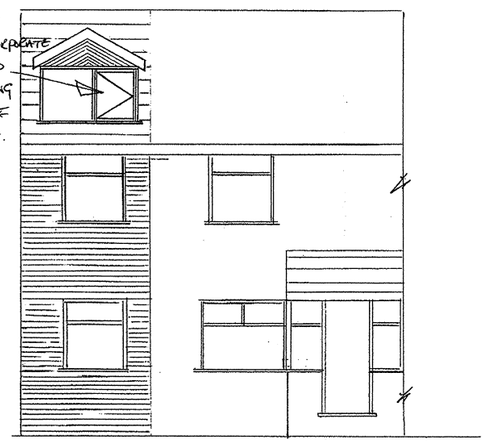

FRONT ELEVATION

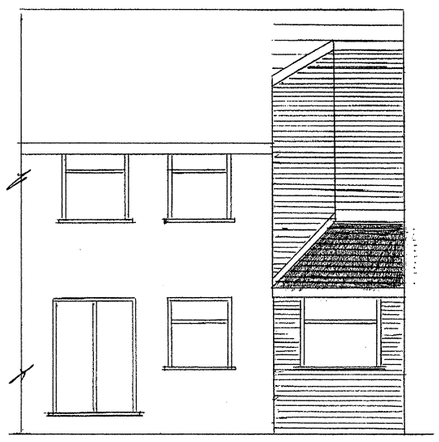

REAR ELEVATION

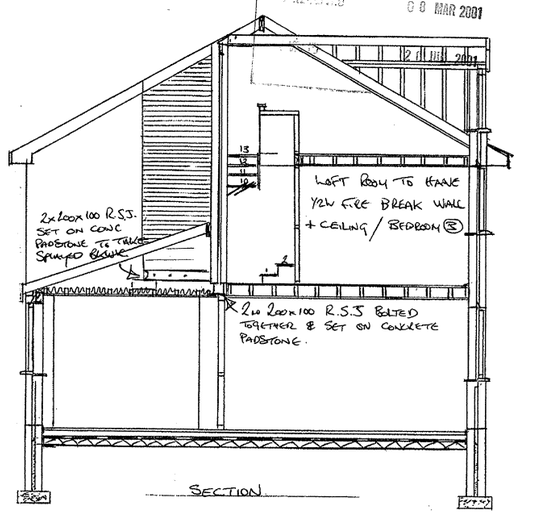

SECTION

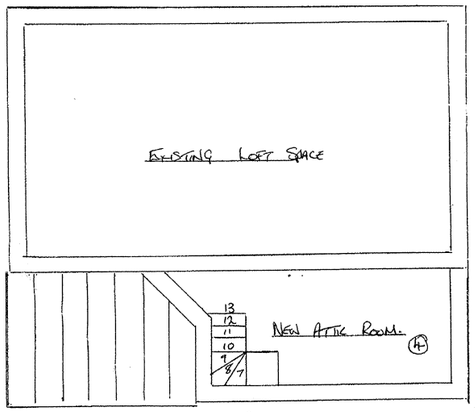

2ND FLOOR PLAN

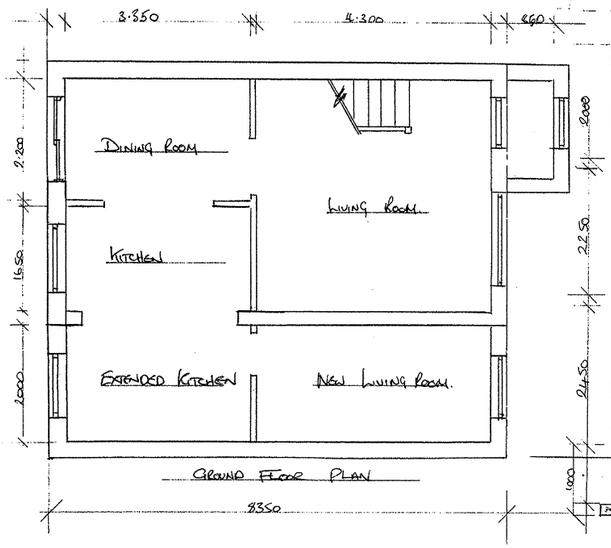

GROUND FLOOR PLAN

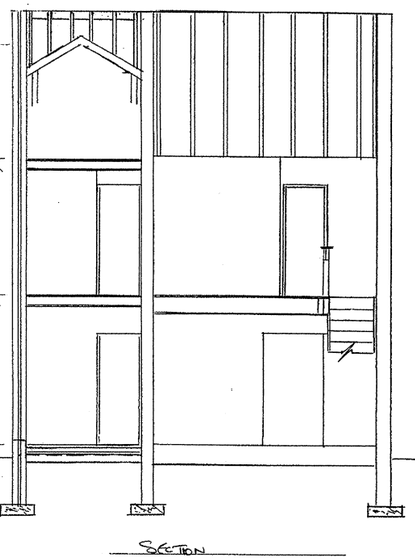

SECTION

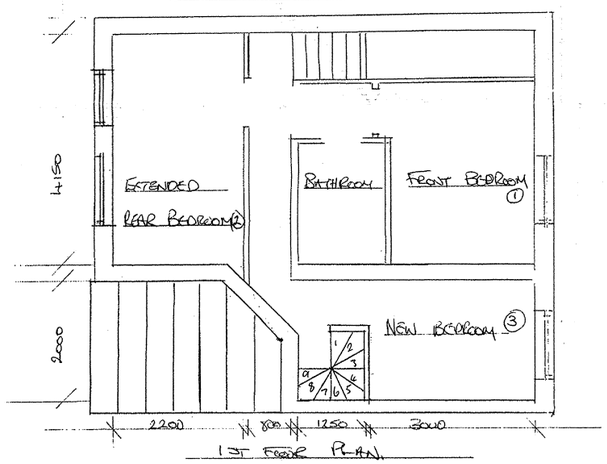

1ST FLOOR PLAN.

DO NOT SCALE THIS DRAWING
ALL DIMENSIONS TO BE CHEKED ON SITE BY THE CONTRACTOR AND DISCREPENCIES REPORTED

DRAINAGE PROPOSALS TO BE CONFIRMED FOLLOWING EXPOSURE OF EXISTING SYSTEM

ALL PLUMBING TO BS 5572 FITTINGS AND APPLIANCES TO BE TRAPPED

ALL OPENINGS IN BRICKWORK, CAVITIES TO BE CLOSED WITH THERMABATE OR SIMILAR INSULATED CLOSURES

BUILD IN LINTOL STOP ENDS, WEEP VENTS AND CAVITY TRAYS OVER OPENINGS

BUILD IN CAVITY TRAY AT ABUTMENT OF NEW ROOF WITH EXISTING BUILDING

PROVIDE LATERAL RESTRAINT TO CP111 30 X 5 GALVANISED STEEL STRAPS TO CEILING JOISTS, FLAT ROOF JOISTS AND RAFTERS AT MAX 2000 CRS

PROVIDE EAVES VENTILATION EQUAL TO CONTINUOUS STRIP 10MM WIDE
PROVIDE MONO PITCH ROOF VENT TILES AT TOP OF PITCHED ROOF EQUAL TO CONTINUOUS STRIP 10MM WIDE

ALL NEW WINDOWS TO BE DOUBLE GLAZED WITH MIN 20MM THICK SEALED UNITS
ALL OPENING VENTS TO BE DRAUGHT STRIPPED
WINDOWS TO HAVE TRICKLE VENTILATION BUILT INTO FRAMES EQUAL TO 8000SMM OPENING VENTS TO BE EUAL TO 1/20TH FLOOR AREA
GLAZING IN CRITICAL AREAS TO BE IN ACCORDANCE WITH APPROVED DOC 'N' TO BE TOUGHENED OR LAMINATED TO BS 6206 AND MARKED FOR IDENTIFICATION (GLAZING BELOW 800MM FROM FLOOR FINISH AND 1/2 GLAZED EXTERNAL DOOR)

ALL STRUCTURAL TIMBER TO BE TANALISED

ALL DRAIN RUNS PASSING UNDER BUILDING WORKS TO BE CASED ALL ROUND WITH 150MM CONCRETE
DRAINS PASSING THROUGH BRICKWORK TO HAVE REINFORCED CONCRETE LINTOLS OVER
ALL NEW DRAINS TO BE 100MM SG PIPES LAID TO FALL 1:40
CONNECTIONS TO EXISTING SYSTEM TO BE TO APPROVAL OF DISTRICT BUILDING INSPECTOR.

CEILING INSULATED WITH 200MM FIBREGLASS AND UNDERDRAWN WITH 13MM PLASTERBOARD WITH 7MM PLASTER SKIM COAT.

BRICKWORK

105MM MATCHING FACING BRICK 75MM CLEAR CAVITY WITH 50MM ROCKWOOL SLABS LEAVING 25MM CLEAR CAVITY
100MM THERMALITE TURB BLOCK INNER LEAF FINISHED WITH TWO COATS CARLITE PLASTER.
INNER AND OUT LEAVES TO BE TIED TOGETHER WITH GALVANISED STEEL TIES TO BS 1243
900 CRS HORIZONTALLY AND 450 CRS VERTICALLY MIN 5 PER SQUAARE METRE
ALL OPENINGS IN BRICKWORK TO HAVE INSULATED DPC ALL ROUND AND TIES AT MAX. 300CRS.

FLOOR FLOOR
50MM SAND AND CEMENT SCREED
ON 100MM CONCRETE [redacted]
ON 50MM JABLITE INSULATION CARRIED UP ALL ROUND
ON 1200G VISQUEEN DAMP PROOF MEMBRANE CARRIED UP ALL ROUND AND FOLDED INTO BRICKWORK DPC
ON 50MM SAND BLIND OVER 150MM CONSOLIDATED HARDCORE

FOUNDATION
600 X 150 CONCRETE STRIP FOUNDATION AT DEPTH OF SUITABLE SUB-STRATA
MIN 600MM FROM GROUND LEVEL TO TOP OF CONCRETE AND BELOW INVERT LEVEL OF ADJACENT DRAINS 1
ALL SUBJECT TO GROUND CONDITIONS AFTER EXCAVATION AND APPROVAL OF DISTRICT BUILDING INSPECTOR

DRAINS DRAINS
ALL NEW DRAINS TO BE 100MM SG PIPES LAID TO FALL 1:40
DRAINS UNDER BUILDING WORKS CASED WITH 150MM CONCRETE
DRAINS PASSING THROUGH BRICKWORK TO HAVE REINFORCED CONCRETE LINYTOLS OVER
CONNECTION TO EXISTING SYSTEM TO APPROVAL OF DISTRICT BUILDING INSPECTOR

G. MURRAY

• EXTENSIONS • LOFT CONVERSIONS • JOINERY CONTRACTORS

41 Station Road, Gateacre, Liverpool, L25 2PY.

Telephone : 0151 283 8205
Mobile : 0786 7865442

APPROVED UNDER PLANNING ACTS

MR. MRS. D. DOUGLAS	TITLE	EXTENTION
38 RAINBOW DRIVE		
HALEWOOD	SCALE	1:50.
	DATE	26/02/01