Planting Schedule LL02 - Unit 3

Trees

Number	Species	Girth	Height	Specification
1 -	Betula pendula	14-16cm		Extra Heavy Standard
1 -	Betula pendula 'Tristis'	14-16cm		Extra Heavy Standard
2 -	Carpinus betulus	14-16cm		Extra Heavy Standard
5 -	Fagus sylvatica	14-16cm		Extra Heavy Standard
1 -	Fagus sylvatica 'Dawyck'		3.0m	Feathered
4 -	Sorbus aucuparia 'Edulis'	14-16cm		Extra Heavy Standard
1 -	Sorbus aucuparia 'Golden Wonder'	14-16cm		Extra Heavy Standard
5 -	Tilia cordata 'Green Spire'	14-16cm		Extra Heavy Standard

Total :20 -

Hedges

Number	Species	Height	Density
346 -	Griselinia littoralis	Selected to 900mm	5/m

Total :346 -

Shrubs

Number	Species	Pot Size	Density
12 -	Perovskia 'Blue Spire'	2L	5/m²

Total :12 -

Herbaceous

Number	Species	Pot Size	Specification	Density
15 -	Aster frikartii 'Monch'	1L		8/m²
32 -	Carex buchananii	2L		6/m²
13 -	Nepeta 'Six Hills Giant'	2L		5/m²
41 -	Nepeta mussinii	1L		6/m²
216 -	Persicaria affinis 'Darjeeling Red'	1L		8/m²
74 -	Rudbeckia 'Goldsturm'	1L		8/m²

Total :391 -

Woodland Shrub Mix

Number	Species	Height	Specification	Density	% Contribution
53 -	Corylus avellana	450-600mm		1.5Ctr	40%
14 -	Crataegus monogyna	600-900mm		1.5Ctr	10%
14 -	Ilex aquifolium	300-400mm	pot grown	1.5Ctr	10%
7 -	Malus sylvestris	600-900mm		1.5Ctr	5%
14 -	Prunus spinosa	600-900mm	Locate to edges	1.5Ctr	10%
7 -	Rosa canina	600-900mm	Locate to edges	1.5Ctr	5%
7 -	Sorbus aucuparia	600-900mm		1.5Ctr	5%
20 -	Viburnum opulus	600-900mm	Locate to edges	1.5Ctr	15%

Total :136 -

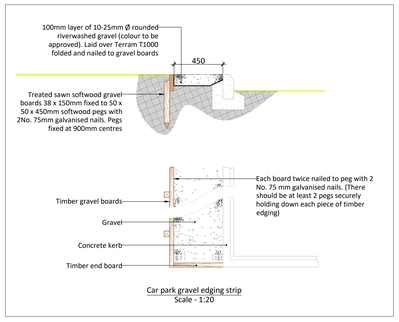
Native Hedge

Number	Species	Height	Specification	Density	Percentage Contribution
98 -	Crataegus monogyna	600-900mm	All in 600mm perforated 'Tuley ' tubes	5/m	80%
25 -	Ilex aquifolium	300-450mm	All in 600mm perforated 'Tuley ' tubes. Plant at 1m centres along hedge	5/m	20%

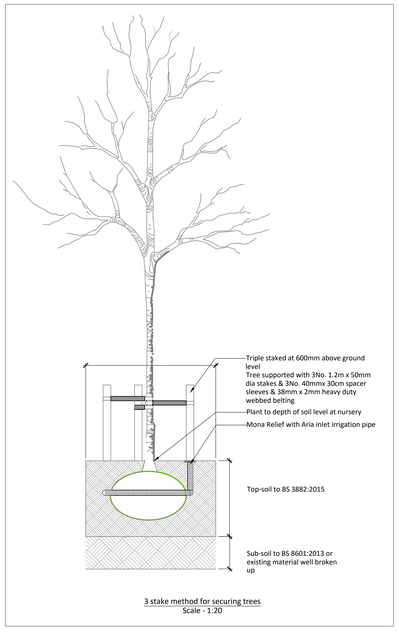
Total :123 -

Woodland areas mulched with 450mm radius circle and under sown with wildflower seed.
Woodland shrub areas to be mulched overall.
All in 600mm perforated 'Tuley' tubes.

See drawing SF 3422 LL01 for information on bird & bat boxes.



Car park gravel edging strip
Scale - 1:20



3 stake method for securing trees
Scale - 1:20



Site Plan

Planting specification

Topsoil

Prior to supply and spreading of topsoil from on site topsoil store, all subsoil areas are to be ripped (subject to site specific geology) to alleviate compaction and improve aeration in accordance with BS 3882:2015 British standard for Topsoil, Annex A Recommendations for stripping, handling and preparing topsoil.

Within areas not suitable for ripping, existing subsoil to be broken up to 300mm depth in planting areas, prior to supply and spreading of topsoil.

Topsoil depths:
Grass turf/seed - 150mm
Hedge lines - 450mm
Woodland mix/shrub mix - 300mm
Ornamental planting - 450mm
Wildflower turf/seed - 100mm (nutrient poor)

OR

Topsoil

Imported topsoil is to comply with the British Standard BS 3882:2015 definition for Multipurpose grade topsoil, and is to be accompanied with a test certificate and horticultural analysis summary for approval by the landscape architect prior to delivery to siteSoil depths specified below. Provide a minimum of one week's notice.

ALL PLANTS - GENERAL

- Condition: Materially undamaged, sturdy, healthy and vigorous
- Appearance: Of good shape and without elongated shoots
- Hardiness: Grown in a suitable environment and hardened off
- Health: Free from pests, diseases, discoloration, weeds and physiological disorders
- Budded or grafted plants: Bottom worked
- Root system and condition: To requirements of National Plant Specification and balanced with branch system
- All stock to be supplied bare root if in season. All stock to be supplied in container grown if planted out of season
- All bare root plants to be treated with Broadleaf Root Dip in accordance with manufacturer's instructions
- Apply Rootgrow Professional mycorrhizal fungi (from Plantworks Ltd) to all planting pits and hedge lines in accordance with manufacturer's instructions

Trees

Trees shall be set in pits 900mm Ø x 900mm depth. The base of the tree pit is to be broken up to a depth of 200mm and backfilled with topsoil consolidated in layers to allow the tree to be placed to the correct depth. The pit shall then be backfilled with a mixture of approved topsoil and peat free tree and shrub planting compost at the rate of one part compost to two parts topsoil and 70 -140g/m² Osmocote, Sierrablen Flora 15-9-9 + 3% MgO granular controlled release, or similar approved.

Small trees/ Specimen shrubs to be set in 750 x 750mm pits and backfilled with topsoil, compost and fertilizer mix at the rate described for trees above.

Each tree shall be planted to the nursery line and secured by three tree stakes (softwood) 2.7m in length, 75mm diameter secured with 38mm rubber belting/strapping with rubber spaces, pads and cushions. One strap per stake looped around the trunk. Tree stakes shall be driven vertically into firmed ground to a depth of 700mm below the base of the tree pit. After planting all trees shall be thoroughly watered in to field capacity and a 75mm depth layer of Melcourt Ornamental Bark Mulch 5-35mm with minimal dust and fines and less than 5% wood content or similar approved spread over the tree pit. Allow one clear spiral guard and one 2.5m x 35mm Mona relief watering pipe with Aria inlet per tree. - Supplier Greentech Tel: 01423 332100 or similar approved.

After planting, thoroughly water to field capacity immediately without damaging or displacing plants or soil.

Trees planted in grass are to have a 1m diameter turf cut around the base of the tree and circle filled with bark mulch to 50mm depth.

Hedges

Hedge trenches shall be dug 450mm wide x 450mm deep, the base of which shall be broken up prior to returning the backfill mixture. This shall comprise two parts topsoil to one part peat free tree and shrub planting compost. Stock shall be planted at the distances given in the schedules. All stock shall be planted to the root collar and well firmed in place.

All stock shall be thoroughly watered in to field capacity.

After planting, a 75mm layer of 5-35mm Melcourt contract bark mulch shall be spread over the trench to a width of 1m.

Each hedge plant to be protected with 600mm perforated 'Tuley' tube.

Shrub & ornamental planting

Plants shall be set out to the positions shown on the drawing and to the densities given. All stock shall comply with the specification provided on the drawing.

Plants unobtainable or known to be likely to be unobtainable at time of ordering: Submit alternatives which offer the closest possible match to the original specified, stating: Price; difference from specified plants/ trees. Obtain approval before making any substitution.

All shrub beds shall be topped up with good quality topsoil to ensure 450mm planting depth the base ground being thoroughly broken up before placement. Peat free tree and shrub planting compost shall be spread to a minimum depth of 50mm and in addition evenly spread, 70 -140g/m² Osmocote, Sierrablen Flora 15-9-9 + 3% MgO granular controlled release, or similar approved, thoroughly working in during cultivation.

Shrub planting pits should be 150 mm wider than roots when fully spread. Backfill with excavated material.

After planting, thoroughly water to field capacity immediately without damaging or displacing plants or soil.

Lightly firm soil around plants and rake soil to a fine tilth with gentle cambers and no hollows. Avoid damaging plants. A 50mm depth layer of Melcourt ornamental Bark Mulch 5-35mm with minimal dust and fines and less than 5% wood content or similar approved spread is to be spread over entire bed. The mulch shall be free of pests, disease, fungus and weeds.

After initial planting, supply and spray Grazers G1 to ornamental planting then every 6 weeks for the duration of the 12-month maintenance contract.

Grass - turf

Rolawn Medallion® turf to BS3936 (Or equal and approved turf)

Supplier: Rolawn Ltd www.rolawn.co.uk

All areas to be turfed shall be topsoiled to a minimum depth of 150mm over ground free of compaction by cultivation. Stone pick to remove stones above 35mm. The soil shall be fine graded to even running falls and cross raked to form a fine tilth. Before turfing an approved pre-turfing fertilizer shall be applied in accordance with the manufacturer's instructions. All edges to shrub beds will be cleanly cut with an edging iron, arisings removed from site.

Grass - seed

A4 - Low Maintenance Areas or equal and approved seed mixture

Supplier: Germinal www.germinal.com

Sowing rate: 35g per m²

All areas to be seeded shall be topsoiled to a minimum depth of 150mm over ground free of compaction by cultivation. Stone pick to remove stones above 35mm. The soil shall be fine graded to even running falls and cross raked to form a fine tilth.

Broadcast at rate to 35g/m². Rake/harrow seed mix into the soil to a maximum depth of 10mm.

Wildflower seed

RE2 - Lowland Meadow (MG9 Grassland), or equal and approved seed mixture.
Supplier: Germinal www.germinal.com
Sowing rate: 5g per m²
See website for typical mixture.

Wild flower areas shall be soiled with 100mm of nutrient poor top soil over ground free of compaction by cultivation. Stone pick to remove stones above 50mm. Prior to seeding areas shall be sprayed with an approved contact herbicide using suitably qualified operatives, to clean the seed bed of unwanted plant species. Timing of subsequent seeding should ensure an appropriate fallow period in accordance with the particular plant protection product manufacturer's instructions. The soil shall be raked and cross raked to form a fine tilth. Seed shall be sown at the rates given in the schedules.

The soil shall be raked and cross raked to form a fine tilth. Seed shall be sown in two directions at 5 g/m² and lightly raked in.

Wildflower - turf

WFT-Native-Enriched or equal and approved.
Supplier: Wildflower Turf
Website www.wildflowerturf.co.uk
See website for typical mixture

Wild flower areas shall be topsoiled with 100mm of low-grade topsoil placed over well cultivated and graded ground. Stone pick to remove stones above 50mm. Prior to turf laying, areas shall be sprayed with an approved contact herbicide using suitably qualified operatives, to clean the seed bed of unwanted plant species. Timing of subsequent turfing should ensure an appropriate fallow period in accordance with the particular plant protection product manufacturer's instructions. The soil shall be raked and cross raked to form a fine tilth prior to turf laying.

Woodland Tree Mix

Woodland tree mix plants shall be soiled with good quality topsoil to a depth 300mm. Stone pick to remove stones above 75mm. Evenly spread 70 -140g/m² Osmocote, Sierrablen Flora 15-9-9 + 3% MgO granular controlled release, or similar approved, thoroughly working in during cultivation. Each woodland tree mix plant shall be planted in a 600mm perforated tube with one stake per plant.

Spaced at 2m centres.

All stock to be supplied bare root if in season. All stock to be supplied in containers if planted out of season.

Ring mulched to 600m Ø 75mm depth with 5-35mm Melcourt fine bark mulch. Sow wildflower seed to areas between trees.

Woodland Shrub Mix

Woodland shrub beds shall be soiled with good quality topsoil to a depth 300mm. Stone pick to remove stones above 75mm. Evenly spread 70 -140g/m² Osmocote, Sierrablen Flora 15-9-9 + 3% MgO granular controlled release, or similar approved, thoroughly working in during cultivation. A 75mm layer of contract grade mulch 1-65mm particle with less than 25% wood content shall be spread over all woodland shrub areas. Each woodland mix plant shall be planted in a 600mm perforated tube with one stake per plant.

Spaced at 2m centres.

All stock to be supplied bare root if in season. All stock to be supplied in containers if planted out of season.

Maintenance

Carry out the operations in the following clauses for a period of 12 monthsfrom the date of practical completion.

Plants/ trees/ shrubs that have failed to thrive (unless due to theft or malicious damage) within the 12-month period from the date of practical completion will be replaced with equivalent plants/ trees/ shrubs to match the original.

Remove soil and arisings from hard surfaces and grassed areas. Generally leave the works in a clean tidy condition at Completion and after any maintenance operations.

Maintain weed free area around each tree and shrub. Keep planting beds clear of weeds. Take care not to reduce depth or effect of mulch.

Gently firm loosened soil around trees/ shrubs. Straighten leaning trees/ shrubs. Tighten and straighten stakes if required.

Prune to promote healthy growth and natural shape removing: Dead, dying, diseased wood and suckers. Remove arisings. Trim and shape each specimen appropriately to species, location, season, and stage of growth, leaving a well-balanced natural appearance. Cut back herbaceous material in autumn.

All shrub beds shall be thoroughly watered as necessary for the continued thriving of all planting. In times of water shortage obtain instructions before proceeding.

Re-mulch at the end of the 12-month maintenance period to a depth of 50mm ensuring that the soil is thoroughly moistened prior to re-mulching.

All planting shall be maintained in good order throughout the initial establishment period.

Visits: Twice a month between May and September and a total of three visits between October and April.

Spot treat persistent weeds with glyphosate-based translocated herbicide in accordance with manufacturer's instructions and in compliance with all necessary legislation and regulations using appropriately qualified staff.

All arisings are to be removed from site.

Grass areas

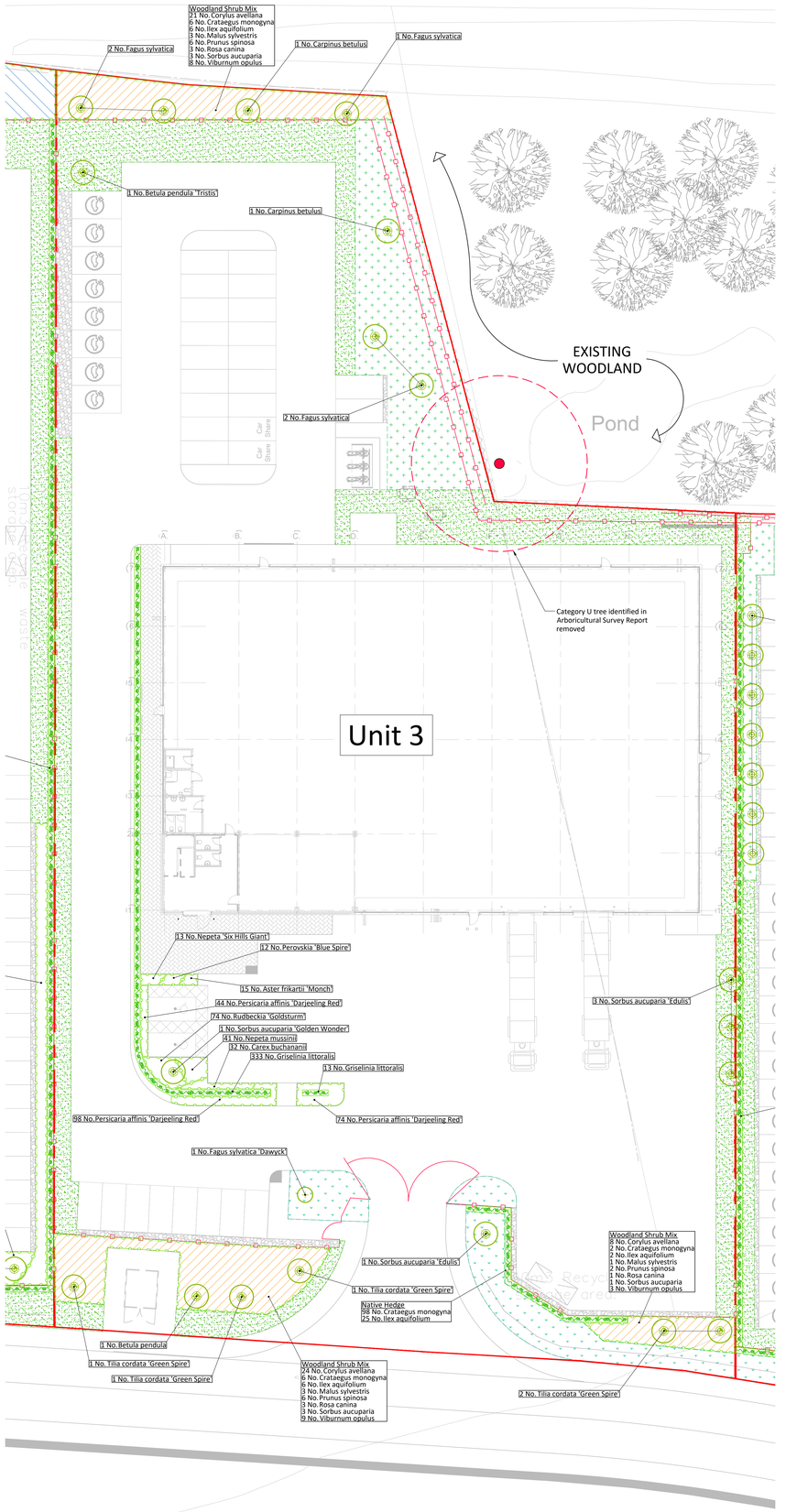
Grass areas are to be cut up to 18 times per year and the cuttings collected up and removed from site.

Wildflower areas

Cut wildflower areas once annually in late August. All arisings to be removed from site.

Woodland mix/shrub mix planting

Areas shall be maintained weed and litter free at all times and shelters regularly checked for firmness. Any stakes that fail shall be replaced. All stock shall be watered in during periods of drought. At the end of the growing season each plant shall receive an application of slow release fertilizer. Any plants that die or fail to thrive shall be replaced with stock to the original specification. The wildflower grassland within the woodland mix area is to be cut once a year at an appropriate time, taking care not to damage any of the woodland/ shrub mix plants. At the end of the defects period all trees and shrubs shall be inspected and any found to be dead or failing shall be replaced with stock to the original specification. Mulch shall be topped up to 75mm depth.



DESIGN RISK: PROJECT-SPECIFIC SIGNIFICANT RISKS

#	Hazard/Risk	Mitigation/ Residual Risk
1	-	-
2	-	-
3	-	-
4	-	-
5	-	-

KEY

- Low maintenance grass mix
- Turf
- Ornamental bed planting
- Woodland mix
- Woodland shrub mix
- Proposed hedge
- Wildflower seed mix
- Wildflower turf
- Spot planting
- Proposed tree feathered
- Proposed tree heavy standard 12-14cm girth
- Proposed tree extra heavy standard 14-16cm girth
- Proposed tree extra heavy standard 16-18cm girth
- Gravel
- Site boundary
- Unit area demarcation

FOR INFORMATION

Rev.	Date	Comments	Drawn	Chkd
E	13.12.23	Various amendments to suit updated base plan	MSt	MS
D	13.11.23	Further amendments with new base plan	MSt	MS
C	24.10.23	Amended following comments from planning officer	MSt	MS
B	15.06.23	Various amendments to suit updated base plan	MSt	-
A	08.06.23	Note added to existing tree	MSt	MS

SMEEDEN FOREMAN
Landscape Architecture • Ecology • Arboriculture
Somerset House, Low Moor Lane, Scotton, Knaresborough, North Yorkshire, HG5 9JA
www.smeedenforeman.co.uk tel: 01423 863 369

Project
Earlsfield Park

Title
Landscape Proposals - Unit 3

Project No.	Drawing No.	Rev.
SF 3422	LL02	E

Scale	Date
1:200 @ A0	07.06.2023
Drawn by: MSt	Checked by: MS

The details shown on this drawing are confidential and the drawing is the exclusive property of Smeeden Foreman Limited and should not be loaned, copied or used for any purpose other than that for which it was made without our permission and it is to be returned to Smeeden Foreman Limited when required.

Smeeden Foreman Limited takes no responsibility for the use of this drawing for any purpose other than for that which it was intended. This drawing must be read in conjunction with all other related drawings and documentation.

All dimensions are in millimeters unless stated otherwise. All dimensions should be verified on site prior to commencement of works.

Do not scale from this drawing.

All works including materials must be in accordance with British Standards, EC Standards, Health & Safety at work act & all other relevant regulations & Bye Laws. All products to be used in accordance with the manufacturer's recommendations.

Smeeden Foreman Limited has not checked or verified, and shall therefore not be liable for any inaccuracies which may be attributable to any information provided by third parties that may have been utilised within this drawing.

Any discrepancies should be brought to the attention of Smeeden Foreman Limited.

The locations of above and below ground utilities equipment, if shown, have been reproduced from plans supplied to Smeeden Foreman Limited by third parties. Although care has been taken when reproducing this information, it is the responsibility of the client and/or his agent or in the appointed agent/contractor's responsibility to accurately locate any utilities equipment on site by appropriate means prior to carrying out any mechanical excavation or other relevant operations.