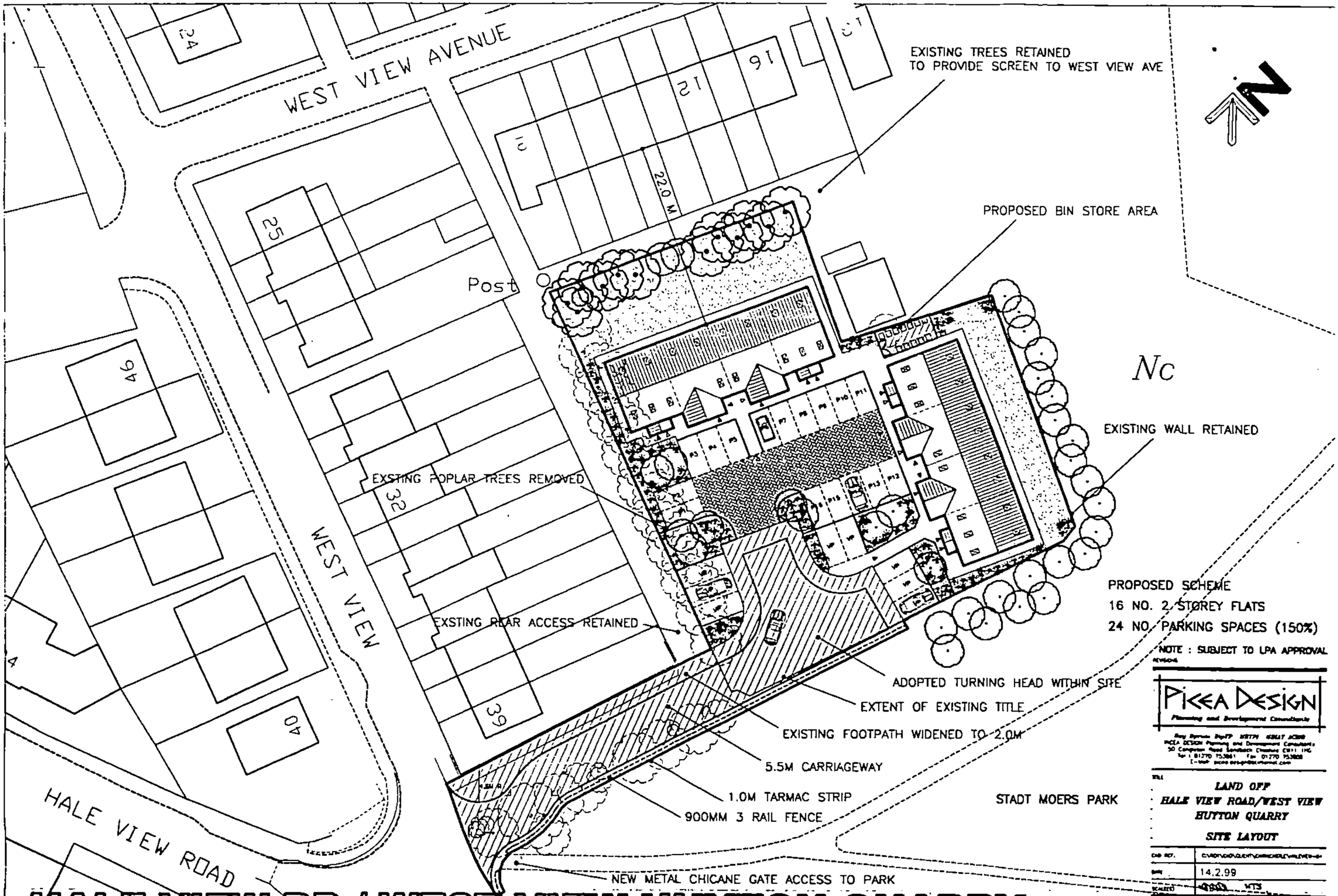
WEST VIEW AVENUE
WEST VIEW
HALE VIEW ROAD
Post
22.0 M
EXISTING TREES RETAINED
TO PROVIDE SCREEN TO WEST VIEW AVE
PROPOSED BIN STORE AREA
Nc
EXISTING WALL RETAINED
EXSTING POPLAR TREES REMOVED
EXSTING REAR ACCESS RETAINED
ADOPTED TURNING HEAD WITHIN SITE
EXTENT OF EXISTING TITLE
EXISTING FOOTPATH WIDENED TO 2.0M
5.5M CARRIAGEWAY
1.0M TARMAC STRIP
900MM 3 RAIL FENCE
STADT MOERS PARK
NEW METAL CHICANE GATE ACCESS TO PARK
PROPOSED SCHEME
16 NO. 2 STOREY FLATS
24 NO. PARKING SPACES (150%)
NOTE : SUBJECT TO LPA APPROVAL
PICEA DESIGN
LAND OFF
HALE VIEW ROAD/WEST VIEW
HUYTON QUARRY
SITE LAYOUT
14.2.99
HALE VIEW RD / WEST VIEW HUYTON QUARRY

PICEA DESIGN

Planning and Development Consultants

455 457

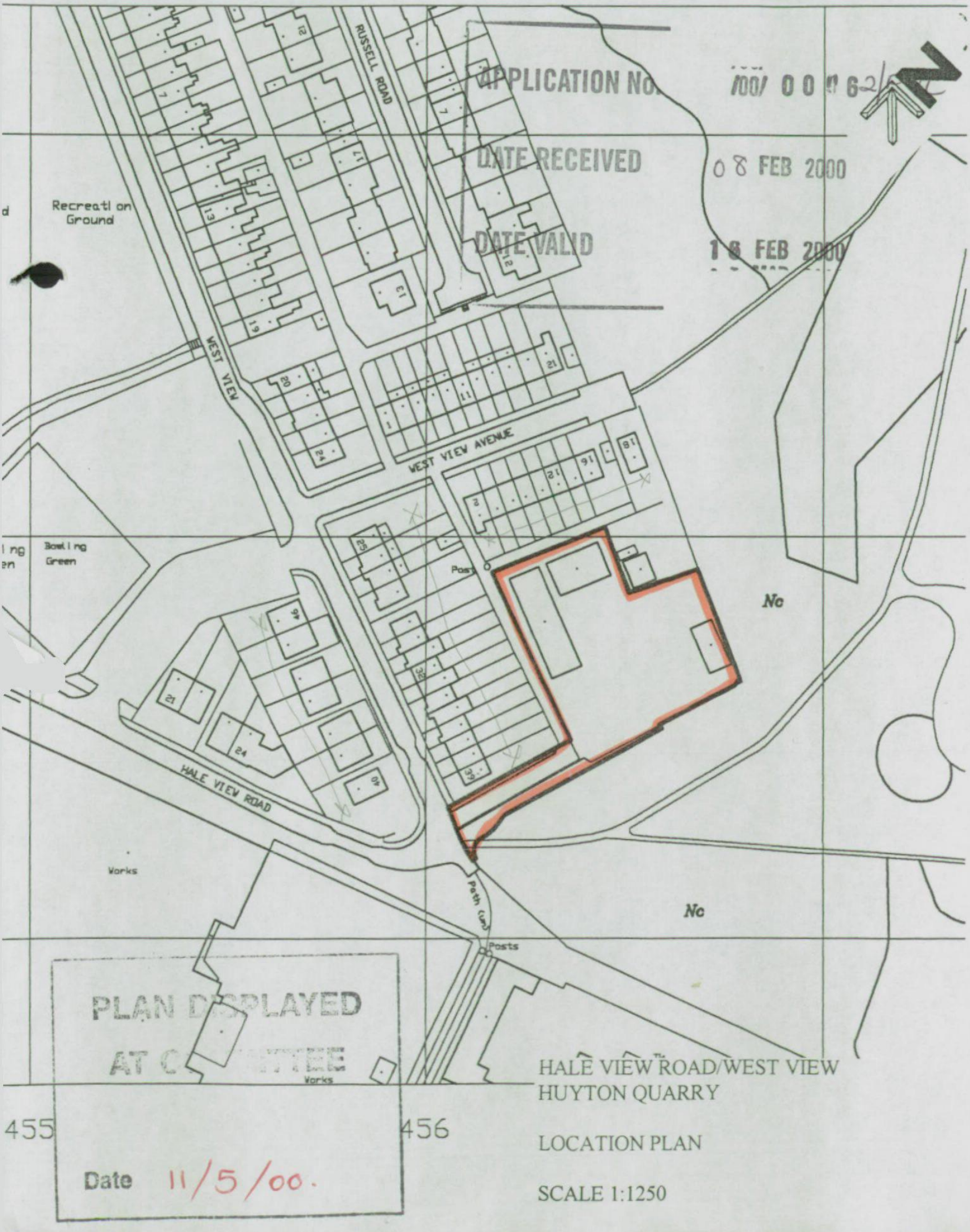

455 456

HALE VIEW ROAD/WEST VIEW
HUYTON QUARRY

LOCATION PLAN

SCALE 1:1250

27.900

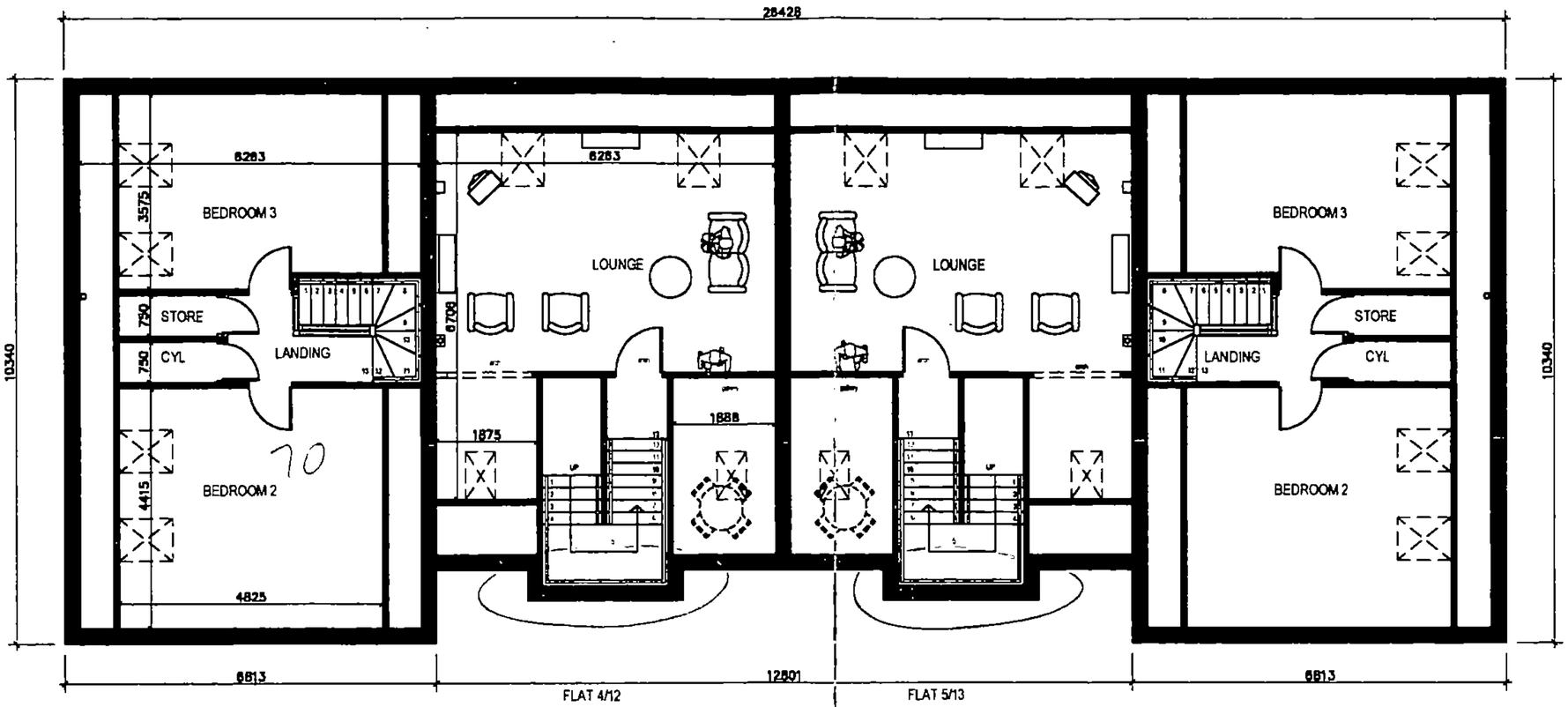

Increase in floor area

SECOND FLOOR PLAN

HALEVIEW, HUYTON QUARRY.

REVISIONS

PICEA DESIGN
Planning and Development Consultants

PICEA DESIGN Planning and Development Consultants
50 Congleton Road Sandbach Cheshire CW11 1HQ
Tel : 01270 753881 Fax: 01270 753888
E-Mail: picea.design.co.uk

TITLE
HALEVIEW
HUYTON QUARRY
2 BEDROOM FLATS
SECOND FLOOR PLANS
PRELIMINARY PLANNING DRAWING

CAD REF.	C:\ROY\CAD\CLIENTS\CARRINGTLE\HUYTON\SF-01
DATE	AUG 2000
SCALE(S)	1:100
DRAWING NUMBER	SF-01
REVISION	H

27.9.00

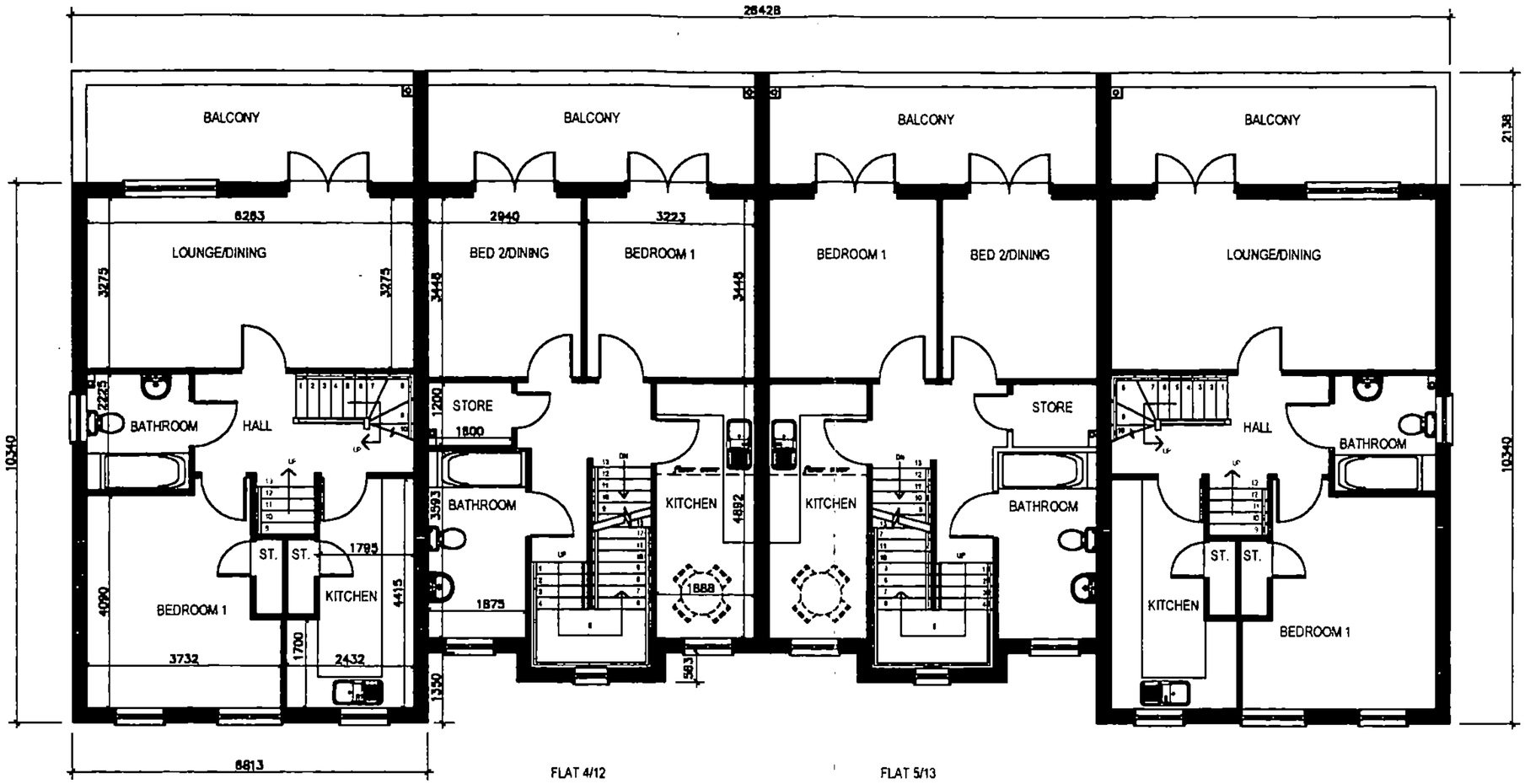

FIRST FLOOR PLAN

AREA FLAT 2/7/10/15 - 110.90sq.m. / 1194 sq.ft.
AREA FLAT 4/5/12/13 - 102.69 sq.m. / 1105 sq.ft.

HALEVIEW, HUYTON QUARRY.

PICEA DESIGN
Planning and Development Consultants

PICEA DESIGN LTD Planning and Development Consultants
90 Congleton Road Sandbach Cheshire CW11 1HQ
Tel : 01270 753881 Fax: 01270 753888
E-Mail: piceadesign.co.uk

TITLE
HALEVIEW
HUYTON QUARRY
2 BEDROOM FLATS
FIRST FLOOR PLANS
PRELIMINARY PLANNING DRAWING

CAD REF.	C:\ROY\CAD\CLIENTS\CASSIDASTLE\HUYTON\FF-01
DATE	AUG 2000
SCALE(S)	1:100
DRAWING NUMBER	REVISION
FF-01	J

29.9.00

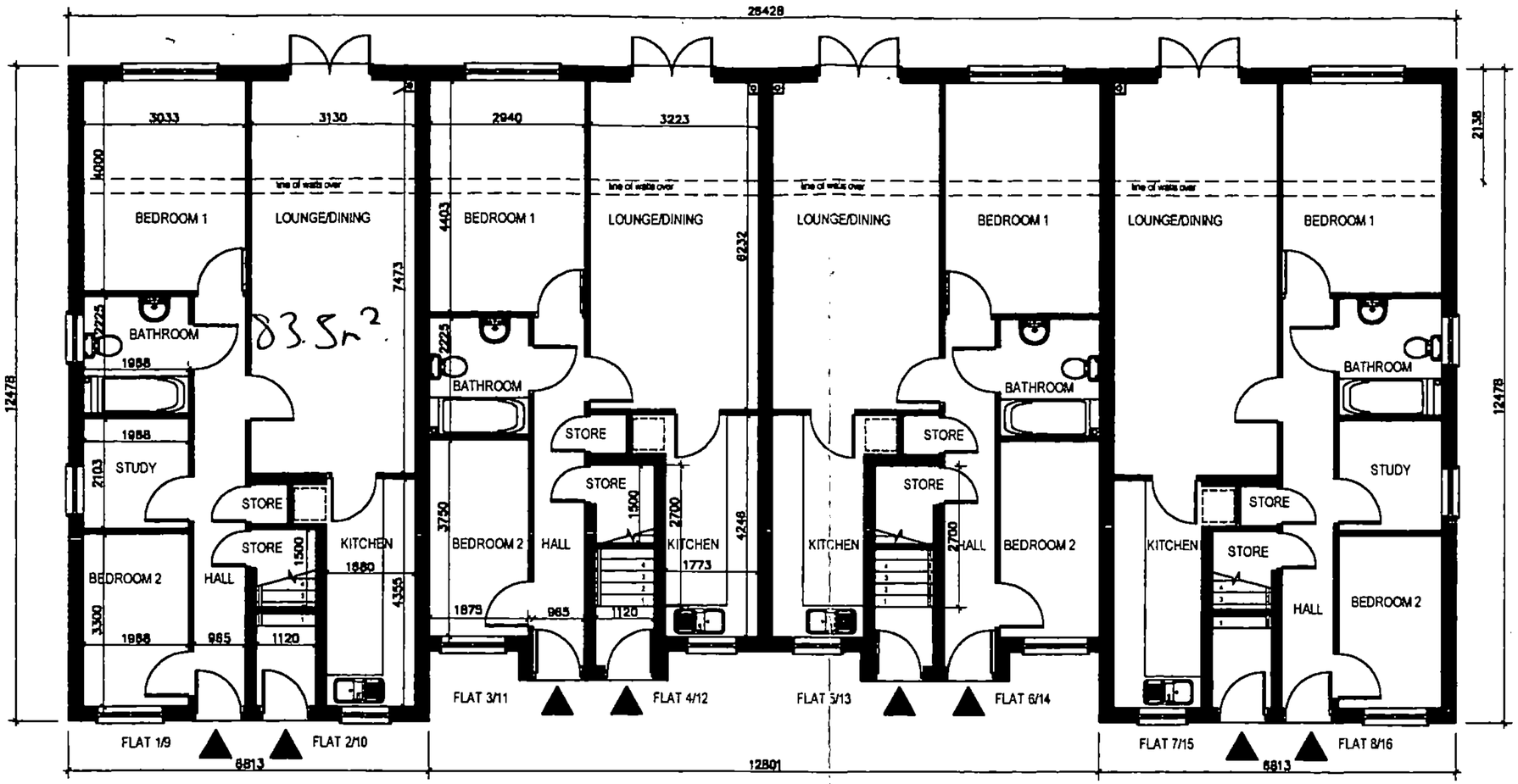

GROUND FLOOR PLAN

AREA FLAT 1/8/9/16 - 69.87sq.m. / 752 sq.ft.
AREA FLAT 3/6/11/14 - 62.85 sq.m. / 677 sq.ft.

HALEVIEW, HUYTON QUARRY.

PICEA DESIGN
Planning and Development Consultants

PICEA DESIGN LTD Planning and Development Consultants
80 Congleton Road Sandbach, Cheshire CW11 1HG
Tel : 01270 753881 Fax: 01270 753886
E-Mail: piceadesign.co.uk

TITLE
HALEVIEW
HUYTON QUARRY
2 BEDROOM FLATS
GROUND FLOOR PLANS
PRELIMINARY PLANNING DRAWING

CAD REF.	C:\KEY\CKD\CLIENTS\CARRIEATLE\HUYTON\GF-01
DATE	AUG 2000
SCALE(S)	1:100
DRAWING NUMBER	REVISION
GF-01	I

rec'd 27.9.00



FRONT ELEVATION

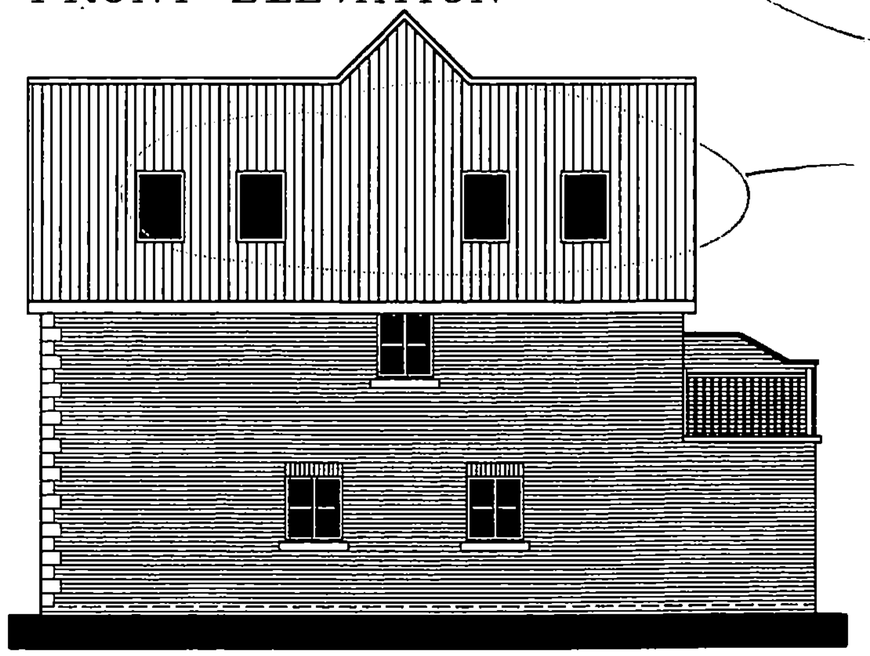

SIDE ELEVATION

overlooking

HALEVIEW, HUYTON QUARRY

REVISIONS

PICEA DESIGN
Planning and Development Consultants

PICEA DESIGN LTD Planning and Development Consultants
80 Congleton Road Bendbook Cheshire CW11 1HG
Tel : 01270 753881 Fax: 01270 753888
E-Mail: picea.design.co.uk

TITLE

HALEVIEW
HUYTON QUARRY
2 BEDROOM FLATS
FRONT ELEVATION
PRELIMINARY PLANNING DRAWING

CAD REF.	C:\ACY\CAD\CLIENTS\CARDINSTLE\HUYTON\FE-01
DATE	AUG 2000
SCALE(S)	1:100
DRAWING NUMBER	FE-01
REVISION	L

rec'd 27.9.00



REAR ELEVATION



SIDE ELEVATION

— ok

ok

HUYTON QUARRY, HALEVIEW.

PICEA DESIGN
Planning and Development Consultants

PICEA DESIGN LTD Planning and Development Consultants
80 Congleton Road Sandbach Cheshire CW11 1HG
Tel : 01270 753881 Fax 01270 753888
E-Mail: picea.design.co.uk

TITLE
HALEVIEW
HUYTON QUARRY
2 BEDROOM FLATS
REAR ELEVATION
PRELIMINARY PLANNING DRAWING

CAD REF.	C:\BOY\CAD\CLIENTS\CARNCASTLE\HUYTON\RE-01
DATE	AUG 2000
SCALE(S)	1:100
DRAWING NUMBER	RE-01
REVISION	G

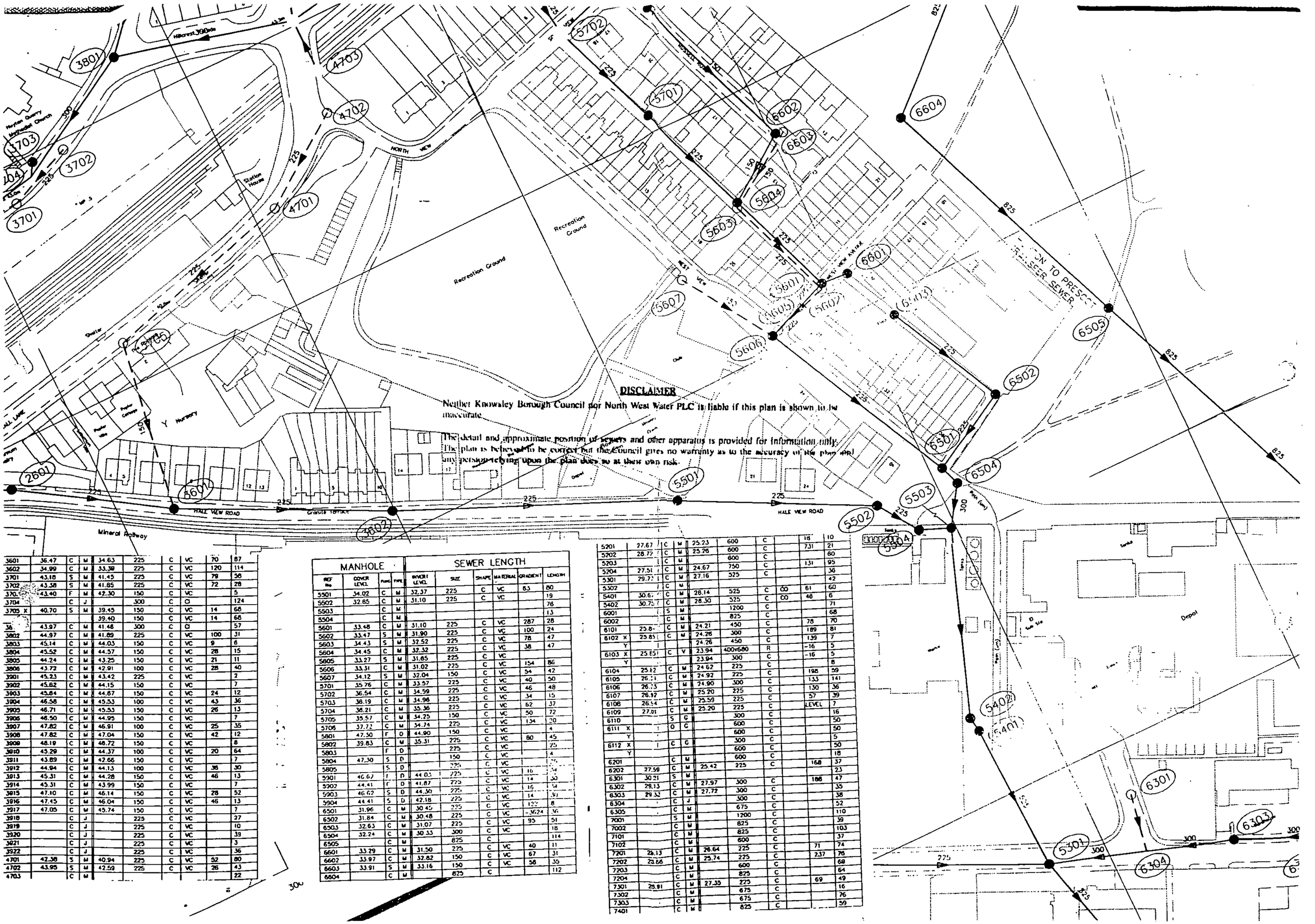

DISCLAIMER

Neither Knowsley Borough Council nor North West Water PLC is liable if this plan is shown to be inaccurate.

The detail and approximate position of sewers and other apparatus is provided for information only. The plan is believed to be correct but the Council gives no warranty as to the accuracy of the plan and any person relying upon the plan does so at their own risk.

3601	36.47	C	M	34.63	225	C	VC	70	87
3602	34.99	C	M	33.39	225	C	VC	120	114
3701	43.18	S	M	41.45	225	C	VC	79	56
3702	43.38	S	M	41.85	225	C	VC	72	28
3703	43.40	F	M	42.30	150	C	VC		5
3704		C	J		300	C	CI		124
3705 X	40.70	S	M	39.45	150	C	VC	14	68
Y				39.40	150	C	VC	14	66
3801	43.97	C	M	41.48	300	C	CI		57
3802	44.97	C	M	41.89	225	C	VC	100	31
3803	45.14	C	M	44.03	150	C	VC	9	6
3804	45.52	C	M	44.57	150	C	VC	28	15
3805	44.24	C	M	43.25	150	C	VC	21	11
3806	43.72	C	M	42.91	100	C	VC	28	40
3901	45.23	C	M	43.42	225	C	VC		2
3902	45.82	C	M	44.15	150	C	VC		7
3903	45.84	C	M	44.67	150	C	VC	24	12
3904	46.58	C	M	45.53	100	C	VC	43	36
3905	46.71	C	M	45.53	150	C	VC	26	13
3906	46.50	C	M	44.95	150	C	VC		7
3907	47.82	C	M	46.91	100	C	VC	25	35
3908	47.82	C	M	47.04	150	C	VC	42	12
3909	48.19	C	M	48.72	150	C	VC		8
3910	45.29	C	M	44.37	100	C	VC	20	64
3911	43.89	C	M	42.66	150	C	VC		7
3912	44.94	C	M	44.13	100	C	VC	35	30
3913	45.31	C	M	44.28	150	C	VC	46	13
3914	45.31	C	M	43.99	150	C	VC		7
3915	47.10	C	M	46.14	150	C	VC	28	52
3916	47.45	C	M	46.04	150	C	VC	46	13
3917	47.05	C	M	45.74	150	C	VC		7
3918		C	J		225	C	VC		27
3919		C	J		225	C	VC		10
3920		C	J		225	C	VC		39
3921		C	J		225	C	VC		3
3922		C	J		225	C	VC		36
4701	42.38	S	M	40.94	225	C	VC	52	80
4702	43.95	S	M	42.59	225	C	VC	26	43
4703		C	M						22

MANHOLE				SEWER LENGTH					
REF No	COVER LEVEL	FUNC	TYPE	INVERT LEVEL	SIZE	SHAPE	MATERIAL	GRADIENT	LENGTH
5501	34.02	C	M	32.37	225	C	VC	63	80
5502	32.85	C	M	31.10	225	C	VC		19
5503		C	M						78
5504		C	M						13
5601	33.48	C	M	31.10	225	C	VC	287	28
5602	33.47	S	M	31.90	225	C	VC	100	24
5603	34.43	S	M	32.52	225	C	VC	78	47
5604	34.45	C	M	32.32	225	C	VC	38	47
5605	33.27	S	M	31.65	225	C	VC		
5606	33.31	C	M	31.02	225	C	VC	154	86
5607	34.12	S	M	32.04	150	C	VC	54	42
5701	35.76	C	M	33.57	225	C	VC	40	50
5702	36.54	C	M	34.59	225	C	VC	46	48
5703	38.19	C	M	34.98	225	C	VC	34	15
5704	36.21	C	M	35.36	225	C	VC	62	37
5705	35.57	C	M	34.25	150	C	VC	50	72
5706	37.72	C	M	34.74	225	C	VC	134	20
5801	47.50	F	D	44.90	150	C	VC		4
5802	39.83	C	M	35.31	225	C	VC	80	45
5803		F	D		225	C	VC		25
5804	47.30	S	D		150	C	VC		4
5805		S	D		225	C	VC		35
5901	46.67	I	D	44.03	225	C	VC	16	34
5902	44.41	F	D	41.87	225	C	VC	16	14
5903	46.62	S	D	44.30	225	C	VC	14	30
5904	44.41	S	D	42.18	225	C	VC	122	8
6501	31.96	C	M	30.45	225	C	VC	-3624	36
6502	31.84	C	M	30.48	225	C	VC	95	51
6503	32.63	C	M	31.07	225	C	VC		18
6504	32.24	C	M	30.33	300	C	VC		114
6505		C	M		825	C			
6601	33.29	C	M	31.50	225	C	VC	40	11
6602	33.97	C	M	32.82	150	C	VC	67	31
6603	33.91	S	M	33.16	150	C	VC	58	35
6604		C	M		825	C			112

5201	27.67	C	M	25.23	600	C		18	10
5202	28.72	C	M	25.26	600	C		7.31	21
5203		C	M		600	C			80
5204	27.51	C	M	24.67	750	C		131	95
5301	29.73	C	M	27.16	525	C			36
5302		C	M						42
5401	30.67	C	M	28.14	525	C	CO	61	60
5402	30.75	C	M	28.30	525	C	CO	46	6
6001		S	M		1200	C			71
6002		C	M		825	C			68
6101	25.8-	C	M	24.21	450	C		78	70
6102 X	25.85	C	M	24.26	300	C		189	81
Y				24.26	450	C		139	7
6103 X	25.85	C	V	23.94	400x680	R		-16	5
Y				23.94	300	C		-16	5
6104	25.82	C	M	24.62	225	C			8
6105	26.33	C	M	24.92	225	C		198	59
6106	26.33	C	M	24.90	300	C		133	141
6107	26.92	C	M	25.20	225	C		130	36
6108	26.54	C	M	25.59	225	C		57	39
6109	27.01	C	M	25.20	225	C		LEVEL	7
6110		S	C		300	C			16
6111 X		O	C		600	C			50
Y					600	C			50
6112 X		C	C		300	C			5
Y					600	C			50
6201		C	M		600	C			18
6202	27.59	C	M	25.42	225	C		168	37
6301	30.21	S	M						23
6302	29.13	C	M	27.97	300	C		188	47
6303	29.32	C	M	27.72	300	C			35
6304		C	J		300	C			38
6305		C	M		675	C			52
7001		S	M		1200	C			110
7002		C	M		825	C			39
7101		C	M		825	C			103
7102		C	M		600	C			37
7201	28.13	C	M	26.64	225	C		71	74
7202	28.66	C	M	25.74	225	C		237	76
7203		C	M		600	C			68
7204		C	M		825	C			64
7301	28.91	C	M	27.35	225	C		69	49
7302		C	M		675	C			16
7303		C	M		675	C			76
7401		C	M		825	C			59

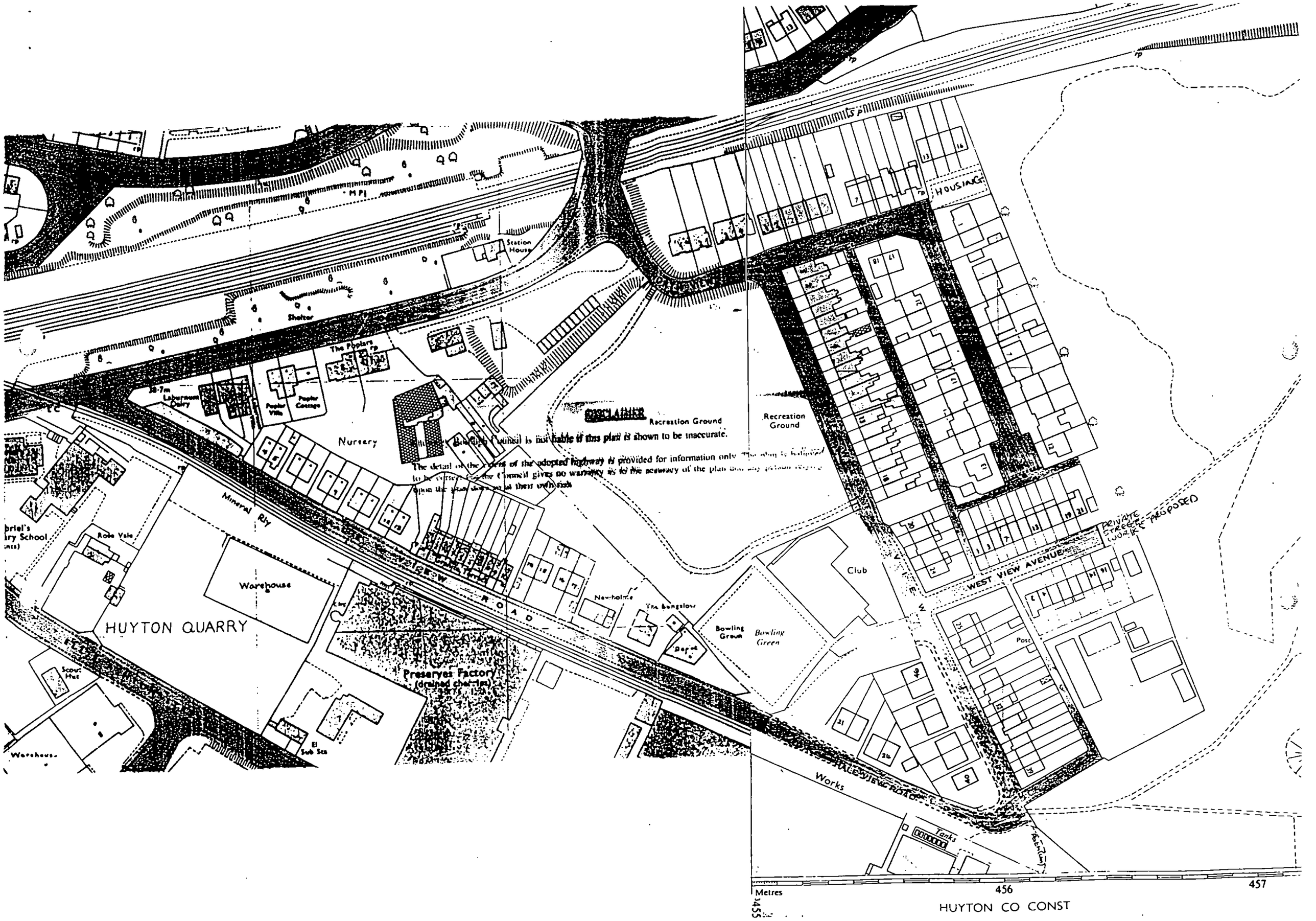

DISCLAIMER

Knowsley Borough Council is not liable if this plan is shown to be inaccurate.

The detail of the extent of the adopted highway is provided for information only. The plan is believed to be correct, but the Council gives no warranty as to the accuracy of the plan and any person relying upon the plan does so at their own risk.

SUPERSEDED

S

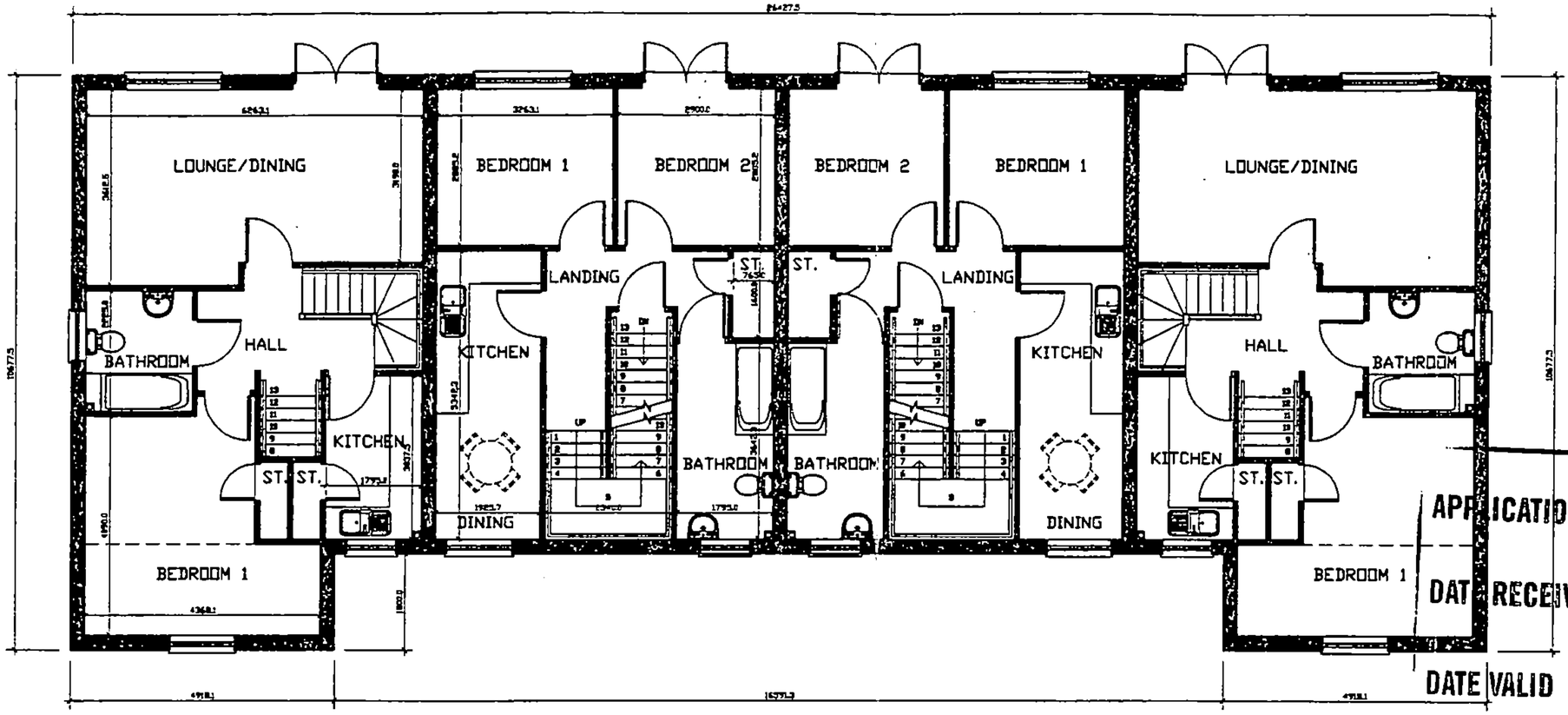

FLAT 5 *FLAT 6* *FLAT 7* *FLAT 8*

FIRST FLOOR PLAN

AREA FLAT 5/8- 103.33 sq.m. / 1112 sq.ft.
AREA FLAT 6/7- 100.24 sq.m. / 1079 sq.ft.

HUYTON QUARRY, HALEVIEW.

APPLICATION No. 1001/0_0_1162/FUL

DATE RECEIVED 08 FEB 2000

DATE VALID 16 FEB 2000

REVISIONS

PICEA DESIGN
Planning and Development Consultants

Roy Barnes DipTP MRTPI MRSAI ACIOB
PICEA DESIGN Planning and Development Consultants
50 Congleton Road Sandbach Cheshire CW11 1HG
Tel : 01270 753861 Fax: 01270 753888
E-Mail: picea.design@btinternet.com

TITLE

HUYTON QUARRY
HALEVIEW
2 BEDROOM FLATS
FIRST FLOOR PLANS
PRELIMINARY PLANNING DRAWING

CAD REF.	C:\ROY\CAD\CLIENTS\CARRCASTLE\HUYTON\FF-01
DATE	15:1:2000
SCALE(S)	1:100

DRAWING NUMBER REVISION

FF-01

5.



FRONT ELEVATION

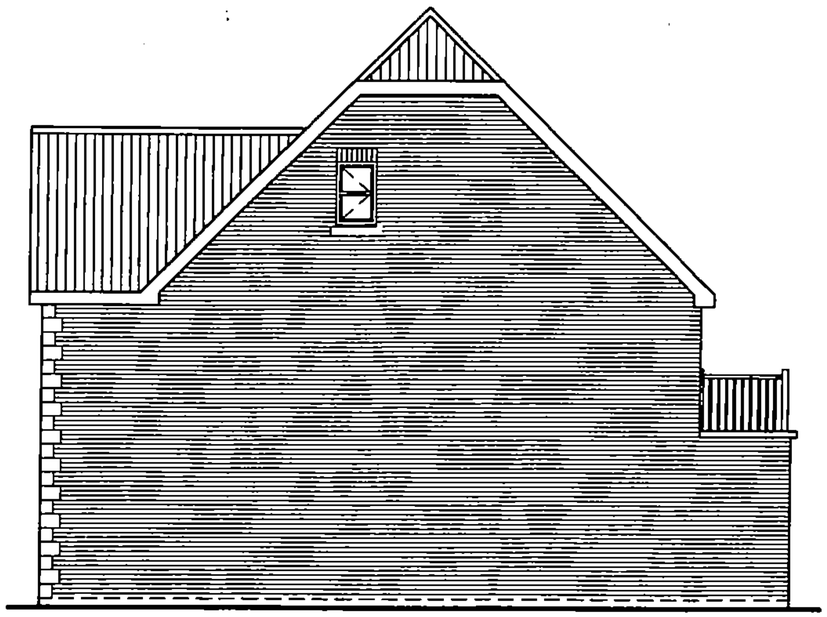

SIDE ELEVATION

HUYTON QUARRY, HALEVIEW.

SUPERSEDED

APPLICATION No. /00/ 00 062/FUL

DATE RECEIVED 08 FEB 2000

DATE VALID 18 FEB 2000

REVISIONS

PICEA DESIGN
Planning and Development Consultants

Roy Spruce DipTP MRTPI MRIAT ACIDB
PICEA DESIGN Planning and Development Consultants
50 Congleton Road Sandbach Cheshire CW11 1HG
Tel : 01270 753861 Fax: 01270 753888
E-Mail: picea.design@btinternet.com

TITLE
HUYTON QUARRY
HALEVIEW
2 BEDROOM FLATS
FRONT ELEVATION
PRELIMINARY PLANNING DRAWING

CAD REF.	C:\ROY\CAD\CLIENTS\CARNCASTLE\HUYTON\FE-01
DATE	15:1:2000
SCALE(S)	1:100

DRAWING NUMBER FE-01 REVISION



REAR ELEVATION



SIDE ELEVATION

SUPERSEDED

APPLICATION No.	/00/ 0 0 0 62/FUL
DATE RECEIVED	08 FEB 2000
DATE VALID	16 FEB 2000

REVISIONS

PICEA DESIGN
Planning and Development Consultants

Ray Symons DipTP MRTPI MRSLT ACIOB
PICEA DESIGN Planning and Development Consultants
50 Congleton Road Sandbach Cheshire CW11 1HQ
Tel : 01270 753861 Fax: 01270 753686
E-Mail: picea.design@btinternet.com

TITLE

HUYTON QUARRY
HALEVIEW
2 BEDROOM FLATS
REAR ELEVATION
PRELIMINARY PLANNING DRAWING

CAD REF.	C:\ROY\CAD\CLIENTS\CARRICASTLE\HUYTON\RE-01
DATE	15:1:2000
SCALE(S)	1:100

DRAWING NUMBER REVISION

RE-01

HUYTON QUARRY, HALEVIEW.



FRONT ELEVATION

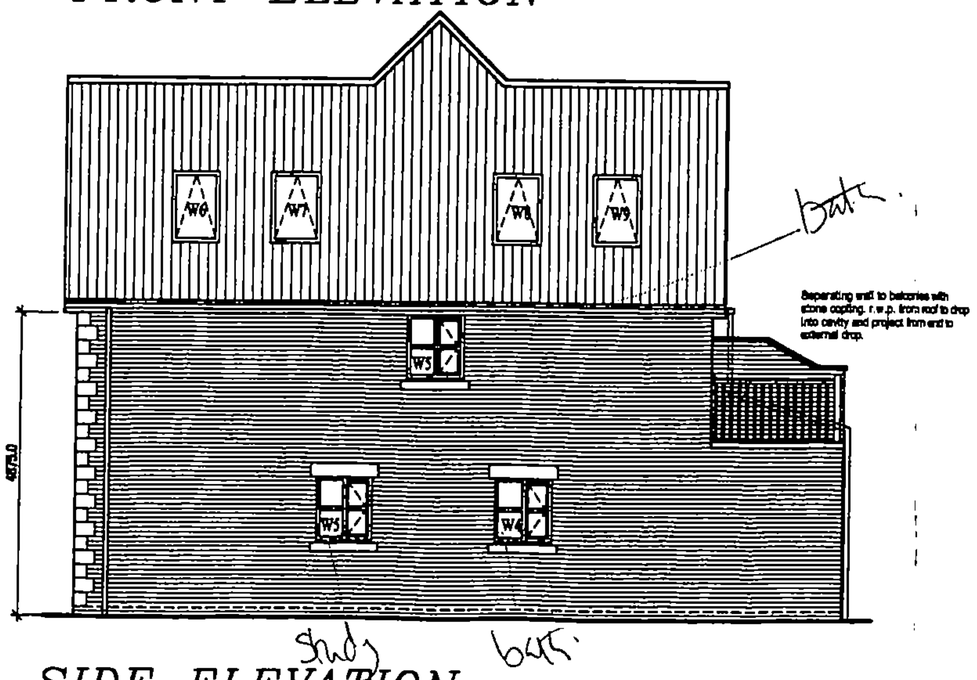

SIDE ELEVATION

00/00062/FUL

WORKING AMENDMENT

RECEIVED: 19.4.01

SUPERCEDED DRAWING NO FE01A

NOTE
Light switches to be positioned 1200mm (top of switch box) above finished floor level.
All sockets and T.V. aerial point to be positioned 450 mm (bottom of socket box) above finished floor level

NOTE
All external works i.e. means of access to dwelling to comply with Building Regs Part M (amendments) 1999

NOTE
Expansion joints to structural engineers locations and details.

D W2 TO FIRST FLOOR END FLATS AMENDED 6/04/01 RDL

C STONE HEADS & CILLS ADDED 5/03/01 RDL

B ARCHED WINDOW TO W2 REMOVED 23/01/01 RDL

A ELEVATIONS AMENDED TO SUIT TRUSS DESIGN 24/11/00 RDL

REVISIONS

PICEA DESIGN
Planning and Development Consultants

PICEA DESIGN LIMITED Planning and Development Consultants
80 Congleton Road Sandbach Cheshire CW11 1HQ
Tel : 01270 753881 Fax 01270 753888
E-Mail: piceadesign.co.uk

TITLE

HALEVIEW
HUYTON QUARRY
2 BEDROOM FLATS
FRONT & SIDE ELEVATIONS

CAD REF.	D:\PICEA DESIGN\HUYTON QUARRY\SEPL
DATE	SEPTEMBER 2000
SCALE(S)	1:100
DRAWING NUMBER	REVISION
3-EL-06	D

FRONT AND SIDE ELEVATIONS

00/00062/FUL

SUPERSEDED BY
WORKING AMENDMENT

DWG. NO: 3-EL-06-D
RECEIVED: 19.4.01



FRONT ELEVATION

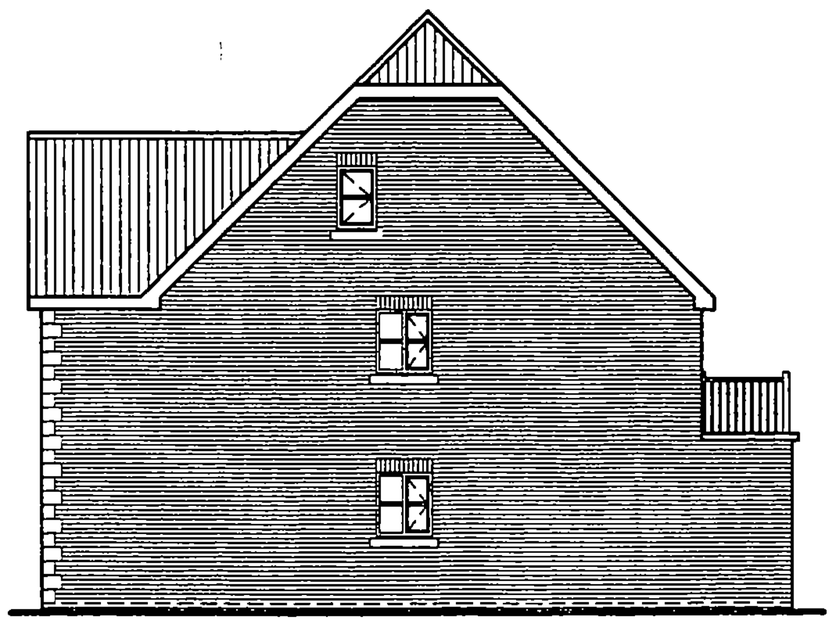

SIDE ELEVATION

PLAN DISPLAYED
AT COMMITTEE
Date 11/5/00.
13/4/00.

APPLICATION No. /00/ 00062/FUL

DATE RECEIVED 16 FEB 2000

DATE VALID 16 FEB 2000

A. - BATHROOM WINDOWS ADDED TO SIDE ELEVATION 14:2:2000
REVISIONS

PICEA DESIGN
Planning and Development Consultants

Bay Spruce BigTF MRTFE MRIAT ACIOB
PICEA DESIGN Planning and Development Consultants
50 Congleton Road Sandbach Cheshire CW11 1HQ
Tel : 01270 753861 Fax 01270 753686
E-Mail: picea.design@hotmail.com

TITLE
HUYTON QUARRY
HALEVIEW
2 BEDROOM FLATS
FRONT ELEVATION
PRELIMINARY PLANNING DRAWING

CAD REF.	C:\ROY\CAD\CLIENTS\CARBOCASTLE\HUYTON\FE-01
DATE	15:1:2000
SCALE(S)	1:100

DRAWING NUMBER FE-01-A

HUYTON QUARRY, HALEVIEW.

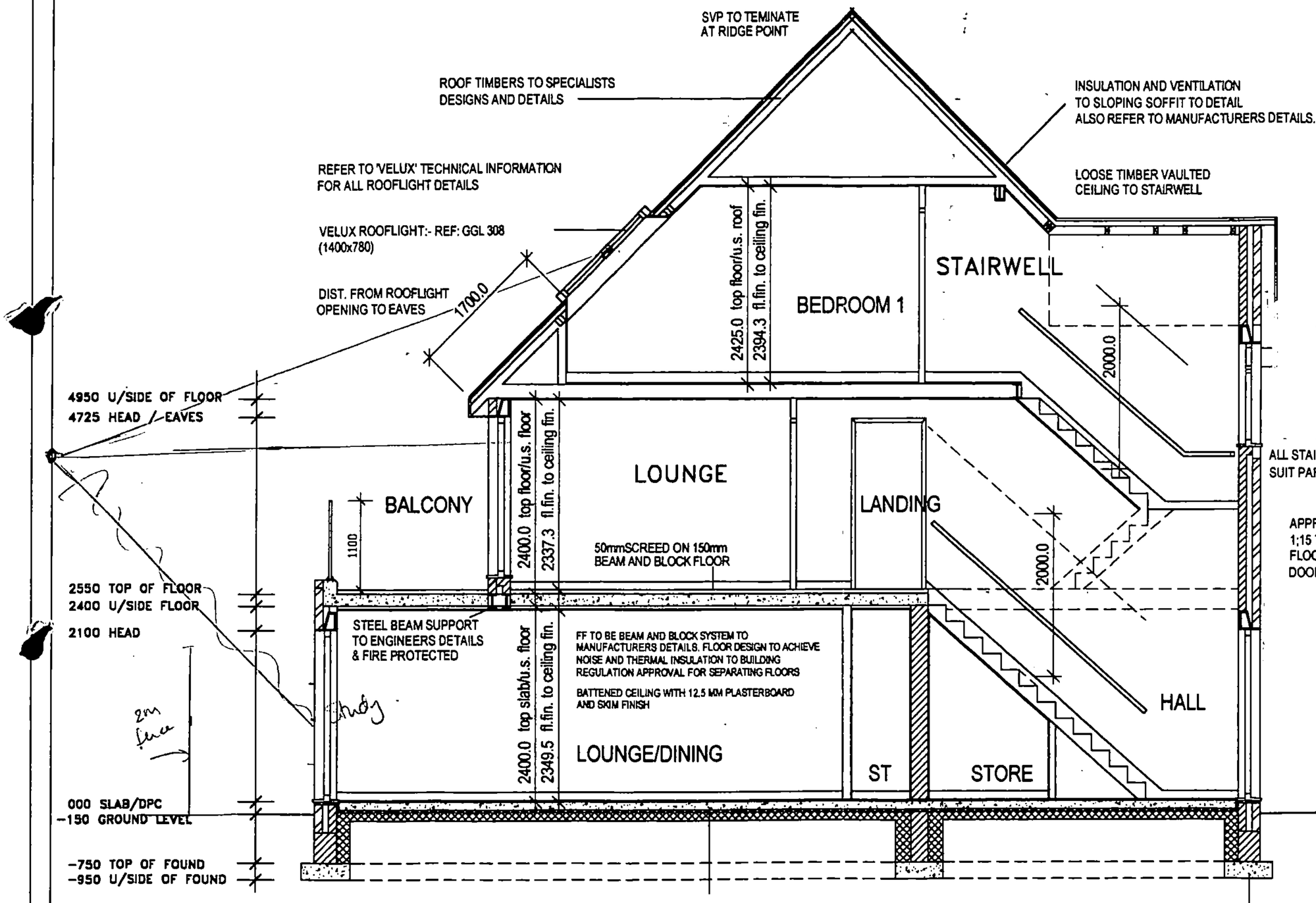

NOTE
Light switches to be positioned 1200mm (top of switch box) above finished floor level.
All sockets and T.V. arial point to be positioned 450 mm (bottom of socket box) above finished floor level

NOTE
All external works i.e. means of access to dwelling to comply with Building Regs Part M (amendments) 1999

NOTE
Expansion joints to structural engineers locations and details.

ROOF LIGHT POSITION TO SUIT RAFTER LOCATIONS TO BE INSTALLED IN ACCORDANCE WITH MANUFACTURERS INSTRUCTIONS

SUPERSEDES DWG. NO: —
00/00062/FUL.
WORKING AMENDMENT
ADDITIONAL INFO
RECEIVED: 19.4.01

ALL STAIRCASES TO BE MANUFACTURED TO SUIT PART K REQUIREMENTS OF THE BUILDING REGS.

APPROACH PATH TO BE RAMPED UP AT 1;15 TO LANDING LEVEL WITH FINISHED FLOOR OUTSIDE EXTERNAL ENTRANCE DOOR TO BUILDING

B VAULTED CEILING TO STAIRWELL 5/4/01 RDL

A STAIR DETAIL AMENDED TO SUIT TRUSS ROOF 24/11/00 RDL

REVISIONS

PICEA DESIGN
Planning and Development Consultants

PICEA DESIGN LIMITED Planning and Development Consultants
60 Congleton Road Sandbach Cheshire CW11 1HQ
Tel : 01270 763861 Fax 01270 763869
E-Mail: piceadesign.co.uk

TITLE
HALEVIEW
HUYTON QUARRY
2 BEDROOM FLATS
SECTIONS SHEET 2

CAD REF.	Q:\PICEA DESIGN\HUYTON QUARRY\SEPL
DATE	APRIL 2000
SCALE(S)	1:50
DRAWING NUMBER	3-SE-09
REVISION	B

FOR FLOOR DETAILS, REFER TO ENGINEERS DETAILS AND SITE INVESTIGATION REPORT
ALL TO BUILDING INSPECTORS APPROVAL

FOR FOUNDATION DETAILS, REFER TO ENGINEERS DETAILS AND SITE INVESTIGATION REPORT
INDICATIVE FOUNDATIONS INDICATED ONLY
ALL TO BUILDING INSPECTORS APPROVAL

SECTION

SECTIONS SHEET 2

SUPERSEDES DWG. NO. RE01A

WORKING AMENDMENT

RECEIVED: 19.4.01

00/00062/FU

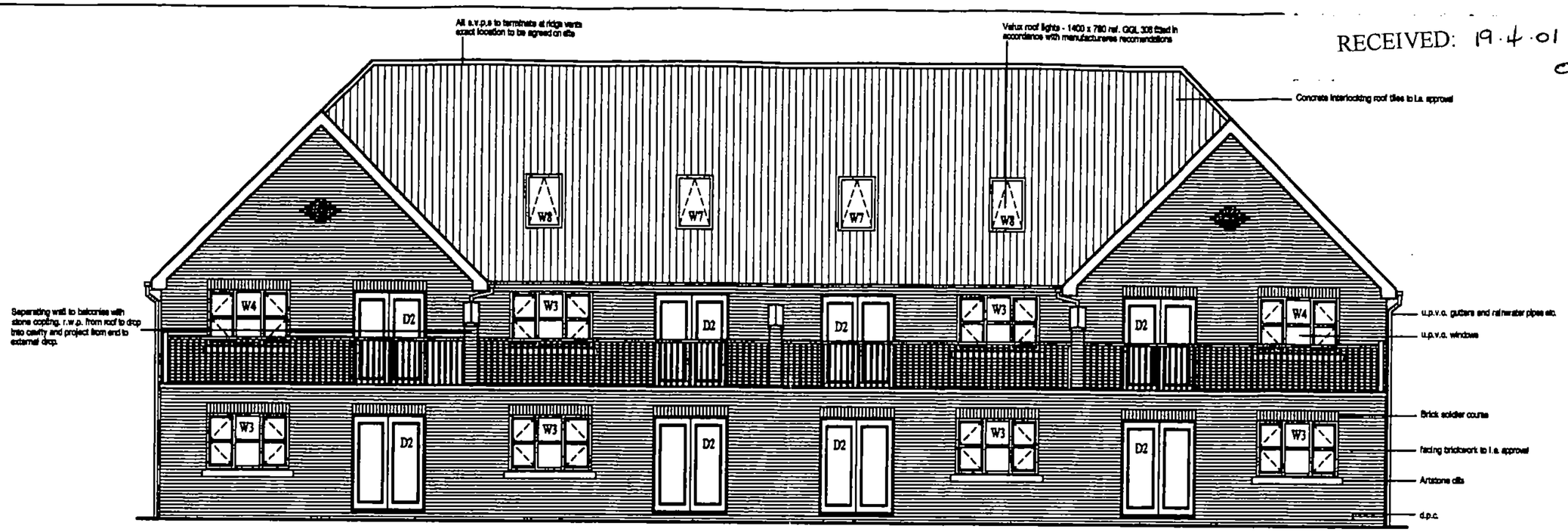

REAR ELEVATION

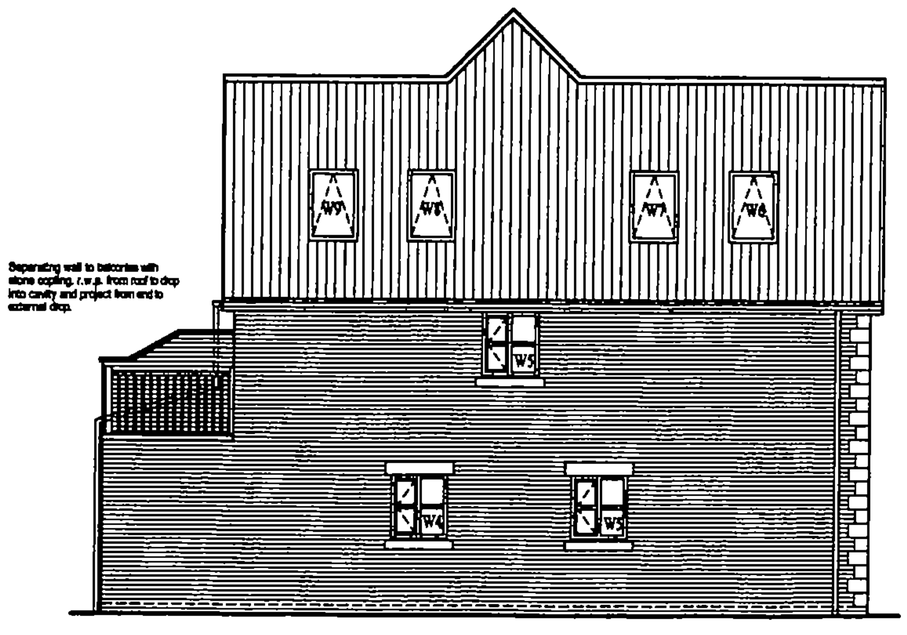

SIDE ELEVATION

NOTE
Light switches to be positioned 1200mm (top of switch box) above finished floor level.
All sockets and T.V. arial point to be positioned 450 mm (bottom of socket box) above finished floor level

NOTE
All external works i.e. means of access to dwelling to comply with Building Regs Part M (amendments) 1999

REAR AND SIDE ELEVATIONS

A ELEVATIONS AMENDED CENTRE FLATS & STONE HEADS ADDED 5/3/01 RDL

REVISIONS

PICEA DESIGN
Planning and Development Consultants

PICEA DESIGN LIMITED Planning and Development Consultants
80 Congleton Road Sandbach Cheshire CW11 1HQ
Tel : 01270 753881 Fax 01270 753888
E-Mail: picea.design@btinternet.com

TITLE
HALEVIEW
HUYTON QUARRY
2 BEDROOM FLATS
REAR & SIDE ELEVATIONS

CAD REF.	Q:\PICEA DESIGN\HUYTON QUARRY\DCPL
DATE	APRIL 2000
SCALE(S)	1:100
DRAWING NUMBER	REVISION
3-EL-07	A

SUPERSEDED BY 00/00062/FUL.
WORKING AMENDMENT

DWG. NO: 3EL07 A
RECEIVED: 19.4.01



REAR ELEVATION



SIDE ELEVATION

APPLICATION No. /00/ 00 062/FUL

DATE RECEIVED 16 FEB 2000

DATE VALID 16 FEB 2000

PLAN DISPLAYED
AT COMMITTEE
11/5/00.
Date 13/4/00.

A - BATHROOM WINDOWS ADDED TO SIDE ELEVATION 14:2:2000
REVISIONS

PICEA DESIGN
Planning and Development Consultants

Bay Spruce Sig.TP MRTPI MRIAT ACIOB
PICEA DESIGN Planning and Development Consultants
50 Congleton Road Bandbach Cheshire CW11 1HG
Tel : 01270 753661 Fax: 01270 753669
E-Mail: picea.design@btinternet.com

TITLE
HUYTON QUARRY
HALEVIEW
2 BEDROOM FLATS
REAR ELEVATION
PRELIMINARY PLANNING DRAWING

CAD REF.	C:\MRP\CAD\CLIENTS\CRANCASTLE\HUYTON\RE-01
DATE	15:1:2000
SCALE(S)	1:100

DRAWING NUMBER REVISION
RE-01-A

HUYTON QUARRY, HALEVIEW.

WORKING AMENDMENT

RECEIVED: 19.4.01
00/00062/FUL.
SUPERSEDES DWG NO: SF01

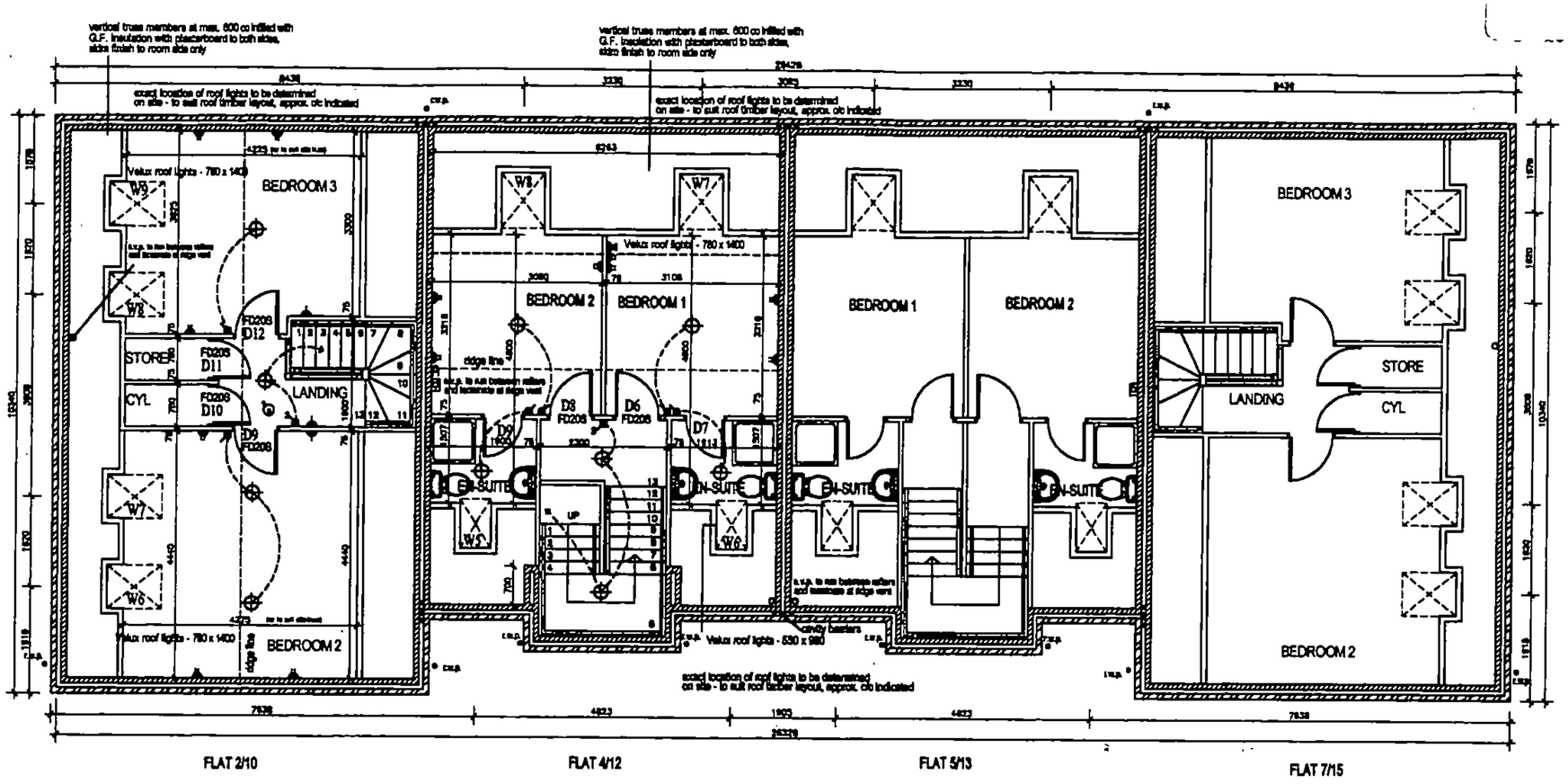

KEY

- DENOTES SINGLE POWER POINT
- DENOTES DOUBLE POWER POINT
- DENOTES TELEVISION POINT
- DENOTES TELEPHONE POINT
- DENOTES SHAVER POINT
- DENOTES LIGHT SWITCH
- DENOTES LIGHT PENDANT
- DENOTES WALL LIGHT
- DENOTES EXTRACT FAN
- DENOTES SMOKE DETECTOR
- DENOTES CONSUMER PROTECTION UNIT

Expansion joints to structural engineers details

NOTE
Light switches to be positioned 1200mm (top of switch box) above finished floor level.
All sockets and T.V. arial point to be positioned 450 mm (bottom of socket box) above finished floor level

NOTE
All external works i.e. means of access to dwelling to comply with Building Regs Part M (amendments) 1999

DOOR SCHEDULE		WINDOW SCHEDULE	
No.	SIZE	No.	SIZE
D9	838 X 1981	W6	780 X 1400
D10	686 X 1981	W7	780 X 1400
D11	686 X 1981	W8	780 X 1400
D12	838 X 1981	W9	780 X 1400

DOOR SCHEDULE		WINDOW SCHEDULE	
No.	SIZE	No.	SIZE
D1	838 X 1981	W1	915 X 1050
D2	1600 X 1981	W2	630 X 900
D3	838 X 1981	W3	915 X 1050
D4	686 X 1981	W4	1770 X 1330
D5	838 X 1981	W5	550 X 980
D6	762 X 1981	W6	550 X 980
D7	686 X 1981	W7	780 X 1400
D8	762 X 1981	W8	780 X 1400
D9	686 X 1981		

B CENTRE FLAT FLOOR PLANS REVISED 5/3/01 RDL

A PLANS REVISED TO SUIT TRUSS DESIGNS 24/11/00 RDL

REVISIONS

PICEA DESIGN
Planning and Development Consultants

PICEA DESIGN LIMITED Planning and Development Consultants
60 Congleton Road Sandbach Cheshire CB11 1HG
Tel : 01270 753881 Fax 01270 753888
E-Mail: picea.design@btinternet.com

TITLE
HALEVIEW
HUYTON QUARRY
2 BEDROOM FLATS
SECOND FLOOR PLANS

CAD REF.	C:\PICEA DESIGN\HUYTON QUARRY\SCPL
DATE	APRIL 2000
SCALE(S)	1:100
DRAWING NUMBER	3-SF-03
REVISION	B

SECOND FLOOR PLANS

APPLICATION No. 700/00062/FUL

DATE RECEIVED 08 FEB 2000

DATE VALID 16 FEB 2000

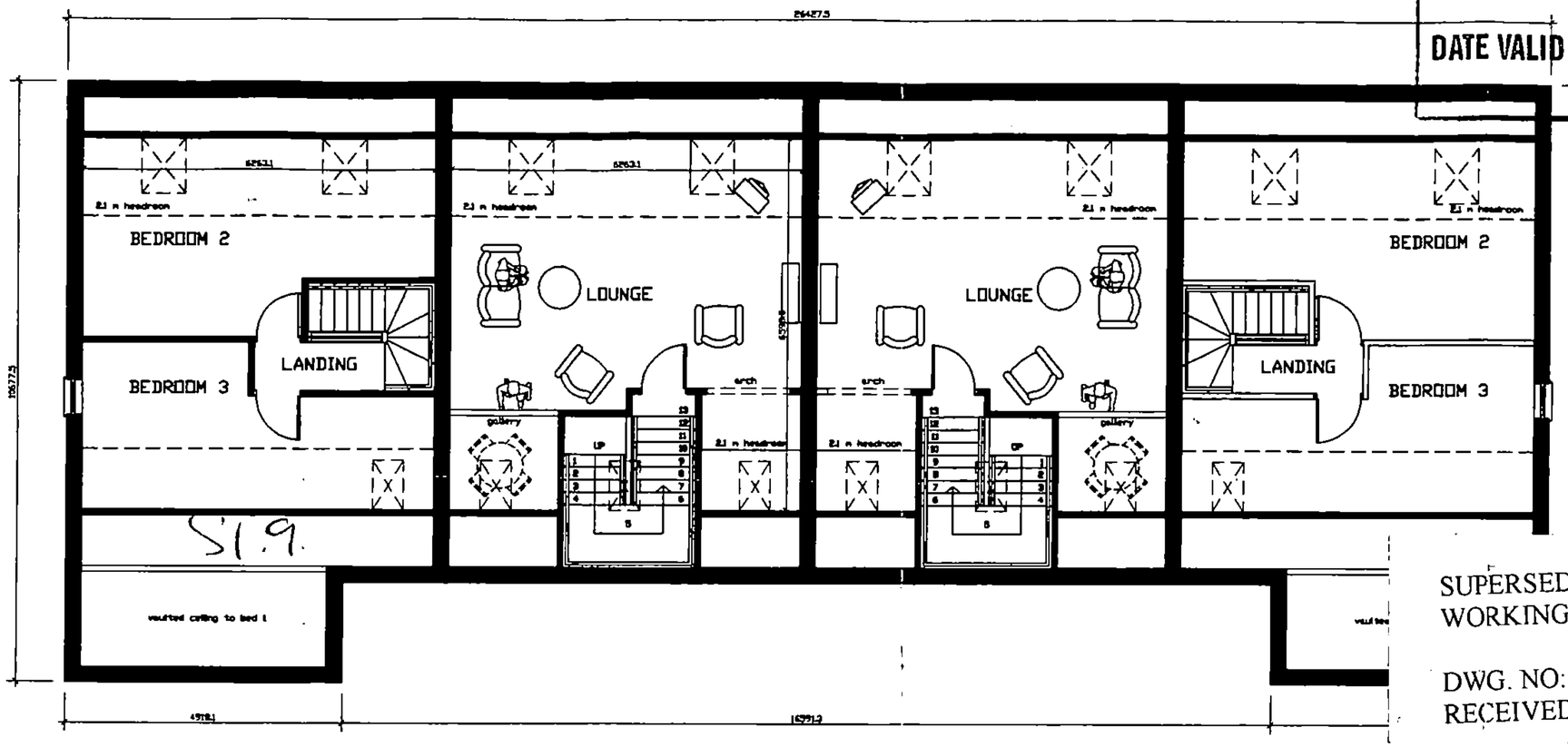

S1.9.

SUPERSEDED BY
WORKING AMENDMENT

DWG. NO: SF03 B
RECEIVED: 19.4.01

FLAT 5 *FLAT 6* *FLAT 7* *FLAT 8*

SECOND FLOOR PLAN

PLAN DISPLAYED
AT COMMITTEE
11/5/00.
Date 13/4/00.

REVISIONS

PICEA DESIGN
Planning and Development Consultants

Roy Sproson DipTP MRTPI MRIAT ACIOB
PICEA DESIGN Planning and Development Consultants
50 Congleton Road Sandbach Cheshire CW11 1HG
Tel : 01270 753681 Fax: 01270 753888
E-Mail: picea.design@btinternet.com

TITLE

HUYTON QUARRY
HALEVIEW
2 BEDROOM FLATS
SECOND FLOOR PLANS
PRELIMINARY PLANNING DRAWING

CAD REF.	C:\ROY\CAD\CLIENTS\CURRICKLE\HUYTON\SF-01
DATE	14:1:2000
SCALE@A3	1:100

DRAWING NUMBER REVISION

SF-01

HUYTON QUARRY, HALEVIEW.

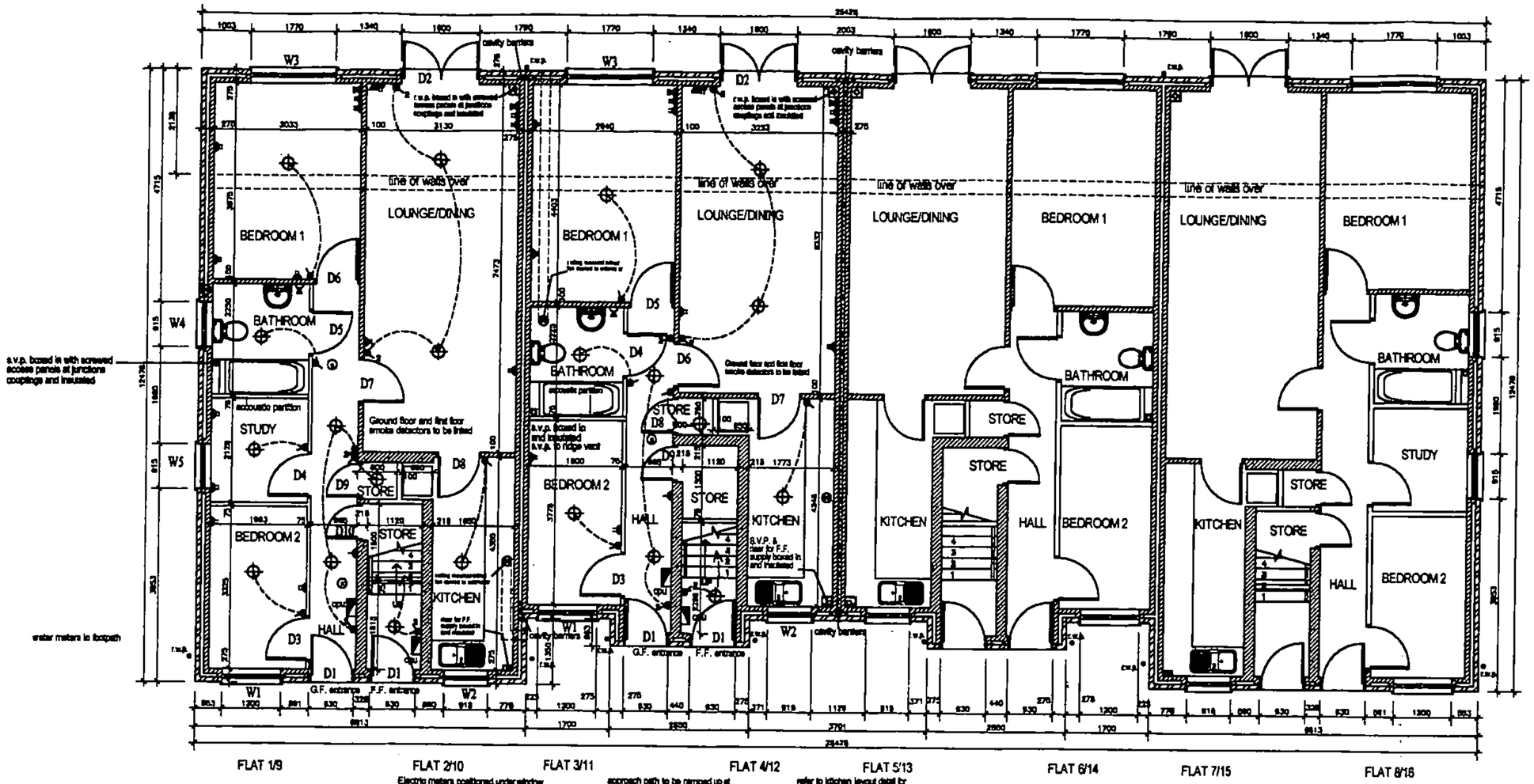

KEY

- DENOTES SINGLE POWER POINT
- DENOTES DOUBLE POWER POINT
- DENOTES TELEVISION POINT
- DENOTES TELEPHONE POINT
- DENOTES SHAVER POINT
- DENOTES LIGHT SWITCH
- DENOTES LIGHT PENDANT
- DENOTES WALL LIGHT
- DENOTES EXTRACT FAN
- DENOTES SMOKE DETECTOR
- DENOTES CONSUMER PROTECTION UNIT

Expansion joints to structural engineers details

DOOR SCHEDULE		WINDOW SCHEDULE	
No.	SIZE	No.	SIZE
D1	838 X 1981	W1	1200 X 1200
D2	1800 X 1981	W2	915 X 1050
D3	838 X 1981	W3	1770 X 1200
D4	838 X 1981	W4	915 X 1050
D5	838 X 1981	W5	915 X 1050
D6	838 X 1981		
D7	838 X 1981		
D8	838 X 1981		
D9	686 X 1981		
D10	686 X 1981		

DOOR SCHEDULE		WINDOW SCHEDULE	
No.	SIZE	No.	SIZE
D1	838 X 1981	W1	1200 X 1200
D2	1800 X 1981	W2	915 X 1050
D3	838 X 1981	W3	1770 X 1200
D4	838 X 1981		
D5	838 X 1981		
D6	838 X 1981		
D7	838 X 1981		
D8	686 X 1981		
D9	686 X 1981		

NOTE
Light switches to be positioned 1200mm (top of switch box) above finished floor level.
All sockets and T.V. arial point to be positioned 450 mm (bottom of socket box) above finished floor level

NOTE
All external works i.e. means of access to dwelling to comply with Building Regs Part M (amendments) 1999

NOTE
Expansion joints to structural engineers locations and details.

WORKING AMENDMENT

RECEIVED: 19.4.01
APP No. 00/00062/FUL
SUPERSEDES DWG. NO: GF 01

B S.V.P. NOTE ADDED 5/03/01 RDL

A ADDITIONAL BLOCK WALLS ADDED AS BUTRESSES 24/11/00 RDL

VISIONS

PICEA DESIGN
Planning and Development Consultants

CEA DESIGN LIMITED Planning and Development Consultants
80 Congleton Road Sandbach Cheshire CW11 1HQ
Tel : 01270 763881 Fax 01270 763888
E-Mail: piceadesign.co.uk

TITLE

HALEVIEW
HUYTON QUARRY
2 BEDROOM FLATS
GROUND FLOOR PLANS

CAD REF.	C:\PICEA DESIGN\HUYTON QUARRY\GCPL
DATE	SEPTEMBER 2000
SCALE(S)	1:100
DRAWING NUMBER	3-GF-01
REVISION	B

GROUND FLOOR PLANS

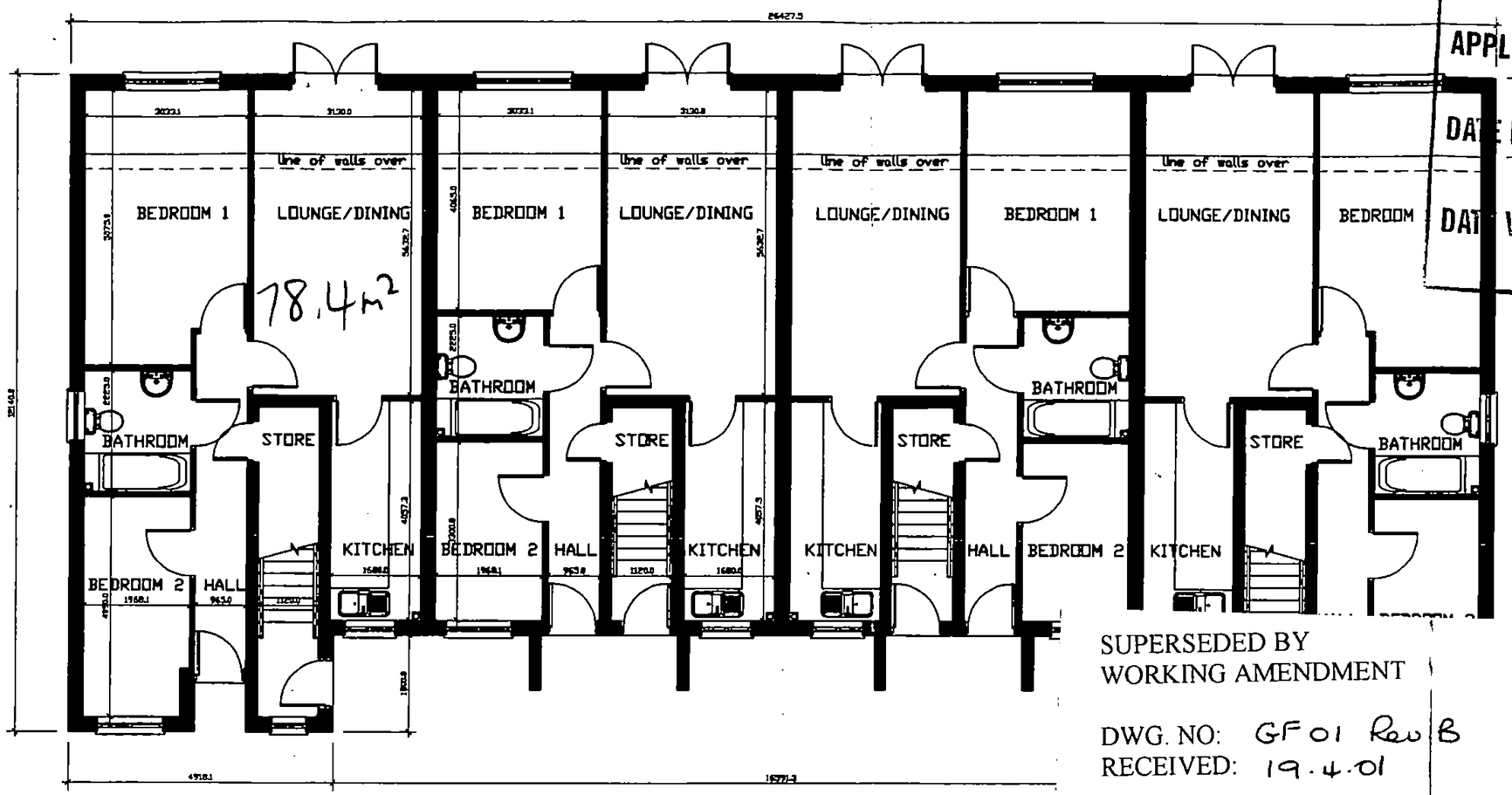

APPLICATION No. /00/ 0 0 1 62/FUL

DATE RECEIVED 08 FEB 2000

DATE VALID 16 FEB 2000

SUPERSEDED BY
WORKING AMENDMENT

DWG. NO: GF01 Rev B
RECEIVED: 19.4.01

Date

PLAN DISPLAYED

FLAT 1 *FLAT 2* *FLAT 3* *FLAT 4*

GROUND FLOOR PLAN

AREA FLAT 1/4 - 64.57 sq.m. / 695 sq.ft.
AREA FLAT 2/3 - 59.05 sq.m. / 636 sq.ft.

PLAN DISPLAYED
AT COMMITTEE
11/5/00.
Date 13/4/00.

HUYTON QUARRY, HALEVIEW.

REVISIONS

PICEA DESIGN
Planning and Development Consultants

Roy Symons DipTP MRTPI MRUAT ACIOB
PICEA DESIGN Planning and Development Consultants
50 Congleton Road Sandbach Cheshire CW11 1HG
Tel : 01270 753861 Fax: 01270 753888
E-Mail: picea.design@btinternet.com

TITLE
HUYTON QUARRY
HALEVIEW
2 BEDROOM FLATS
GROUND FLOOR PLANS
PRELIMINARY PLANNING DRAWING

CAD REF.	C:\ROY\DAT\CLIENTS\CARNCASTLE\HUYTON\GF-01
DATE	14:1:2000
SCALE(S)	1:100

DRAWING NUMBER REVISION
GF-01

WORKING AMENDMENT

RECEIVED: 19.4.01

00/00062/FUL

SUPERSEDES DWG. NO: FF01 Rev A.

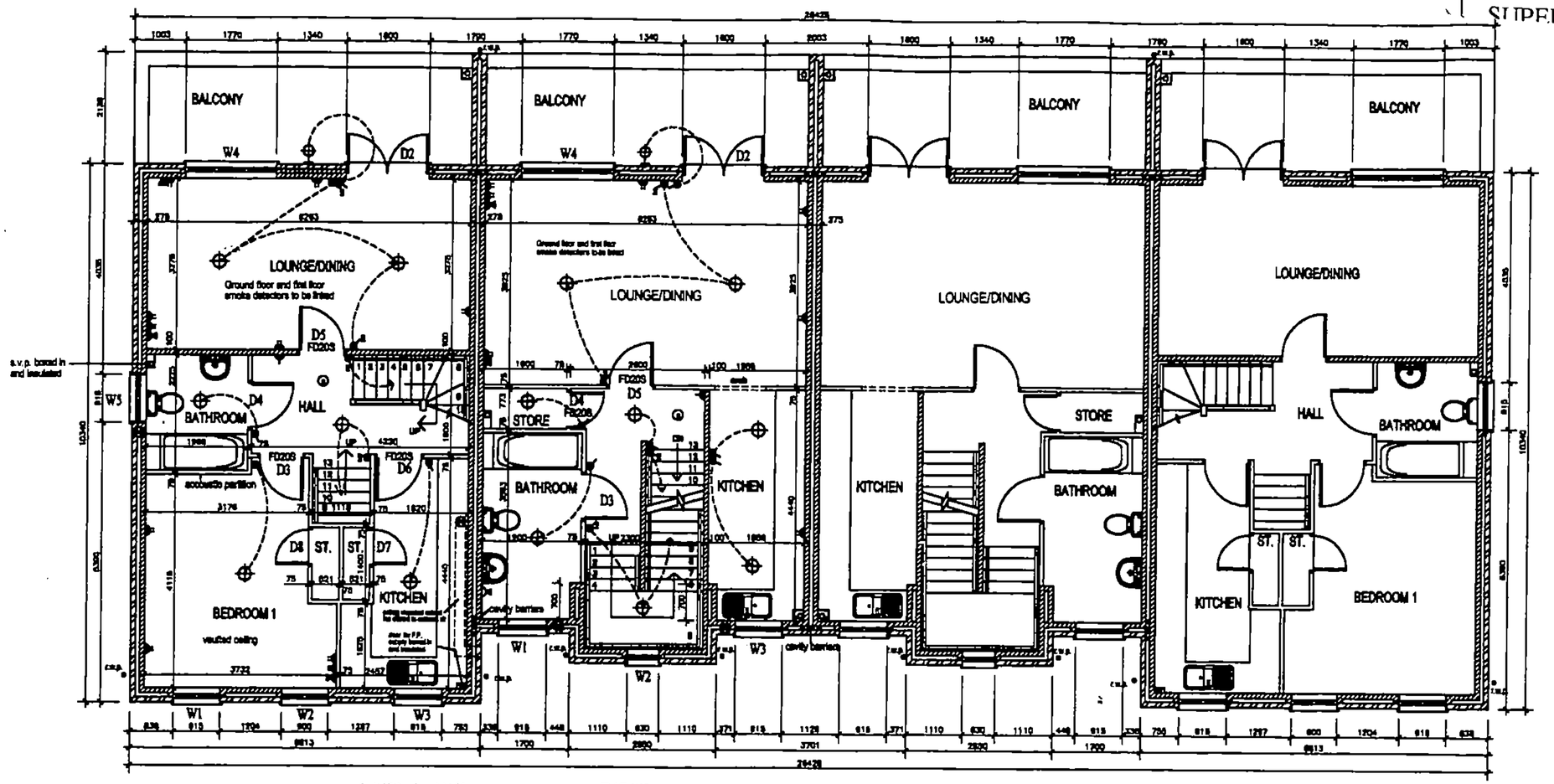

KEY

- DENOTES SINGLE POWER POINT
- DENOTES DOUBLE POWER POINT
- DENOTES TELEVISION POINT
- DENOTES TELEPHONE POINT
- DENOTES SHAVER POINT
- DENOTES LIGHT SWITCH
- DENOTES LIGHT PENDANT
- DENOTES WALL LIGHT
- DENOTES EXTRACT FAN
- DENOTES SMOKE DETECTOR
- DENOTES CONSUMER PROTECTION UNIT

Expansion joints to structural engineers details

DOOR SCHEDULE		WINDOW SCHEDULE	
No.	SIZE	No.	SIZE
D1	838 X 1981	W1	915 X 1050
D2	1800 X 1981	W2	900 X 1350
D3	838 X 1981	W3	915 X 1050
D4	838 X 1981	W4	1770 X 1200
D5	838 X 1981	W5	915 X 1050
D6	838 X 1981		
D7	686 X 1981		
D8	686 X 1981		

DOOR SCHEDULE		WINDOW SCHEDULE	
No.	SIZE	No.	SIZE
D1	838 X 1981	W1	915 X 1050
D2	1800 X 1981	W2	630 X 900
D3	838 X 1981	W3	915 X 1050
D4	686 X 1981	W4	1770 X 1350
D5	838 X 1981		
D6	762 X 1981		
D7	686 X 1981		
D8	762 X 1981		
D9	686 X 1981		

NOTE
Light switches to be positioned 1200mm (top of switch box) above finished floor level.
All sockets and T.V. aerial point to be positioned 450 mm (bottom of socket box) above finished floor level

NOTE
All external works i.e. means of access to dwelling to comply with Building Regs Part M (amendments) 1999

C W2 SIZE AMENDED 6/3/01 RDL

B CENTRE FLAT FLOOR PLAN REVISED 5/3/01 RDL

A ADDITIONAL BLOCK WALLS ADDED AS BUTRESSES AND TO SUPPORT ROOF TRUSSES 24/11/00 RDL

REVISIONS

PICEA DESIGN
Planning and Development Consultants

PICEA DESIGN LIMITED Planning and Development Consultants
80 Congleton Road Sandbach Cheshire CW11 1HS
Tel : 01270 763881 Fax 01270 763888
E-Mail piceadesign@btconnect.com

TITLE

HALSVIEW
HUYTON QUARRY
2 BEDROOM FLATS
FIRST FLOOR PLANS

CAD REF.	D:\PICEA DESIGN\HUYTON QUARRY\3DFF.
DATE	APRIL 2000
SCALE(S)	1:100

DRAWING NUMBER 3-FF-02 REVISION C

FIRST FLOOR PLANS

SUPERSEDED BY
WORKING AMENDMENT

DWG. NO: 3FF-02 C.
RECEIVED: 19.4.01

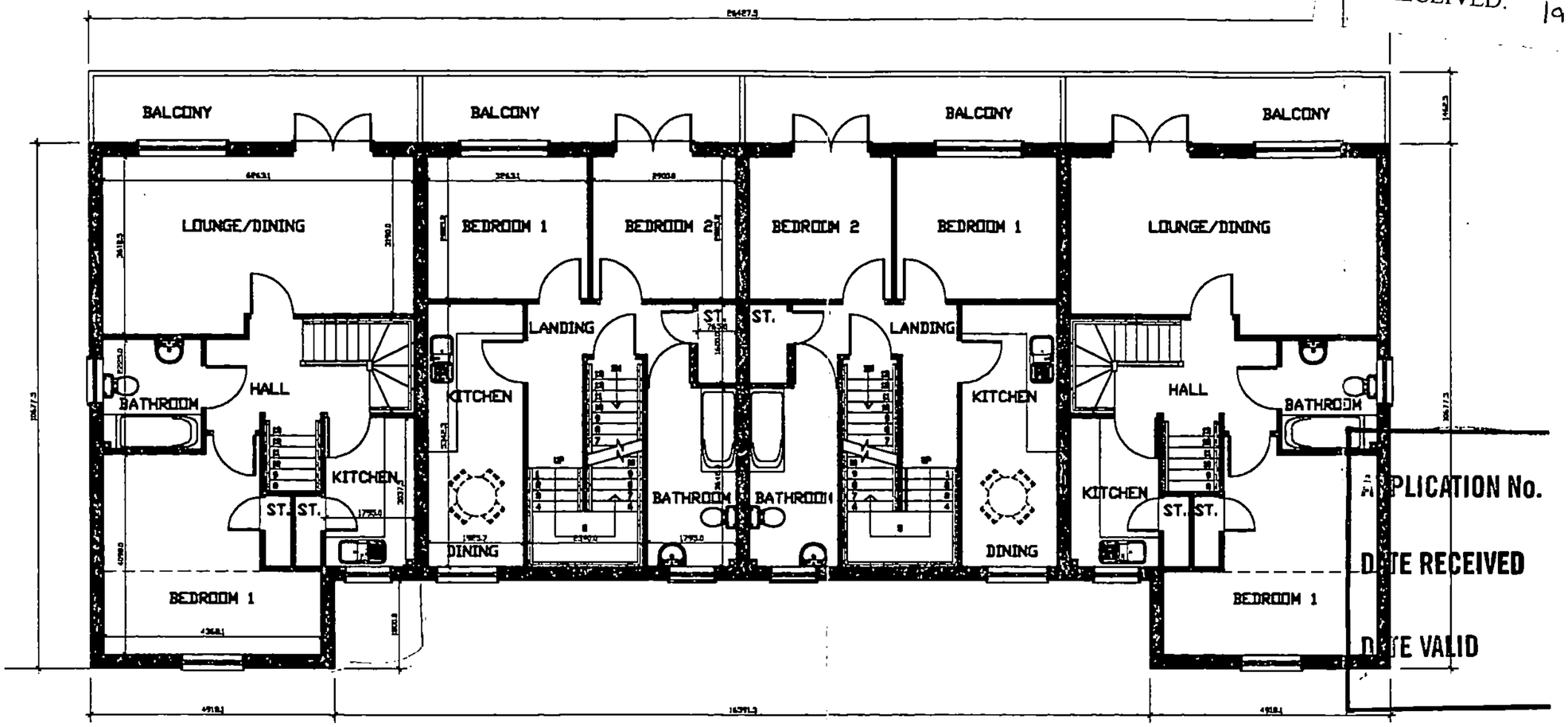

APPLICATION No. /00/ 0 0 0 6 2/FUL

DATE RECEIVED 16 FEB 2000

DATE VALID 16 FEB 2000

FIRST FLOOR PLAN

AREA FLAT 5/8- 103.33 sq.m. / 1112 sq.ft.
AREA FLAT 6/7- 100.24 sq.m. / 1079 sq.ft.

PLAN DISPLAYED
AT COMMITTEE
11/5/00.
Date 13/4/00.

A. FIRST FLOOR BALCONY INDICATED 14-2-2000
REVISIONS

PICEA DESIGN
Planning and Development Consultants

Ray Spruce BigTP MRTPI MRIAT ACIOB
PICEA DESIGN Planning and Development Consultants
50 Congleton Road Sandbach Cheshire CW11 1HQ
Tel : 01270 753861 Fax: 01270 753868
E-Mail: picea.design@ntl-tarnet.com

TITLE
HUYTON QUARRY
HALEVIEW
2 BEDROOM FLATS
FIRST FLOOR PLANS
PRELIMINARY PLANNING DRAWING

CAD REF.	C:\ROY\CAD\CLIENTS\CARMICASTLE\HUYTON\FF-01
DATE	15:1:2000
SCALE(S)	1:100
DRAWING NUMBER	REVISION

FF-01- A

HUYTON QUARRY, HALEVIEW.

APPLICATION No.	/00/ 00062/FUL
DATE RECEIVED	08 FEB 2000
DATE VALID	16 FEB 2000

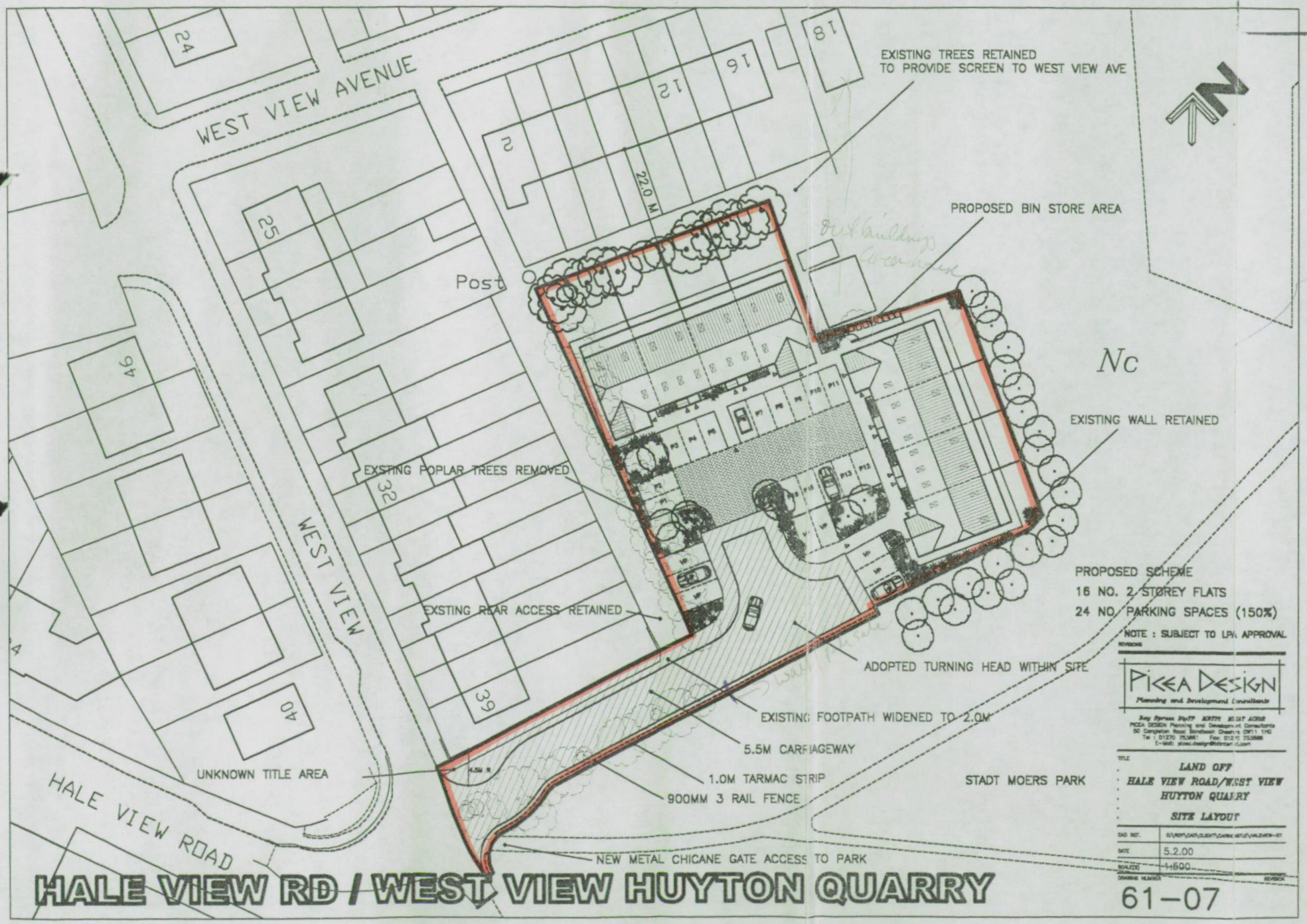



Recreation Ground
Recreation Ground
Sta
WESTVIEW
WEST VIEW AVENUE
HALE VIEW ROAD
Newholme
The Bungalow
Bowling Green
Bowling Green
Depot
Post
Works
Works
Works
Works
Path (um)
Posts
Tk
El Sub Sta
Path (um)
Stad



EATON STREET-PRESCOT

REVISIONS

A: 19.01.99 STONE QUOINS REMOVED, STRETCHER COURSES REMOVED FROM SIDE ELEVATIONS. STONE STRETCHER COURSE ADDED AT FIRST FLOOR CILL LEVEL.

B: 01.02.99 BRICK QUOINS ADDED TO FIRST FLOOR LEVEL. VENT TERMINATIONS SHOWN. FLASHINGS SHOWN. SOLDIER HEADERS REPLACED WITH STONE TO MATCH CILLS.

C: 08.02.99 STRETCHER COURSE SHOWN AT FIRST FLOOR LEVEL. PORCH DETAIL AMENDED

PICEA DESIGN
Planning and Development Consultants

Roy Spruce DipTP MRTPI MBIAT ACIOB
PICEA DESIGN Planning and Development Consultants
50 Congleton Road Sandbach Cheshire CW11 1HG
Tel 01270 753551 Fax 01270 753555
E-Mail: picea.design@btinternet.com

TITLE

EATON STREET
PRESCOT
2 BED FLATS

MATERIALS PLAN

CAD REF	C:\PRINT\CAD\CLIENTS\C\CASTLE\EATON\46-MP-01-C
DATE	08.02.99
SCALE(S)	1:100

DRAWING NUMBER REVISION

46-MP01-C

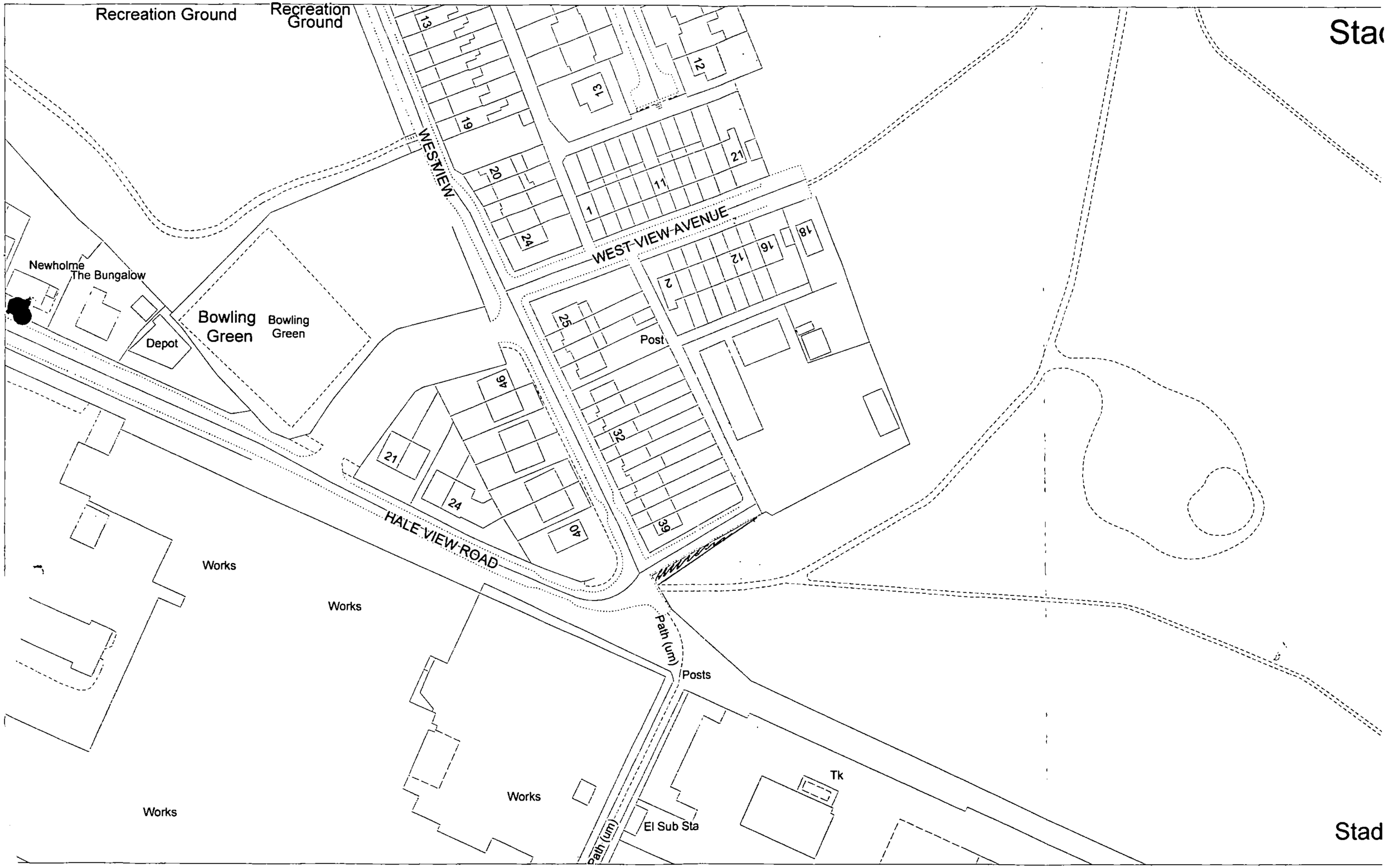

Recreation Ground
Recreation Ground
Sta
WEST VIEW
WEST VIEW AVENUE
HALE VIEW ROAD
Newholme
The Bungalow
Depot
Bowling Green
Bowling Green
Post
Works
Works
Works
Works
Path (um)
Posts
Tk
El Sub Sta
Path (um)
Stad

SUPERSEDES DWG. NO: 61-07 Rev A

APP No. 00/00062/FUL

WORKING AMENDMENT

RECEIVED: 19.4.01.

FRONT ELEVATION
OF APARTMENT BLOCK



WEST VIEW AVENUE

1
2
12
16
18
22.0 M
25
32
39
40

Post

EXISTING TREES REMOVED
AS AGREED WITH LPA COMMITTEE

PROPOSED BIN STORE AREA

PROPOSED CYCLE STORE AREA

PATIO GARDENS TO GF FLATS

ORNAMENTAL GATES TO PROVIDE
SECURITY TO PRIVATE PARKING AREA

EXSTING POPLAR TREES REMOVED

EXSTING REAR ACCESS RETAINED

EXISTING
WALL
RETAINED

ADOPTED TURNING HEAD
WITHIN SITE

EX. FOOTPATH WIDENED TO 2.0M

5.5M CARRIAGEWAY

1.0M TARMAC STRIP

900MM 3 RAIL FENCE

EXISTING TREE RETAINED

NEW METAL CHICANE GATE ACCESS TO PARK

STADT MOERS PARK

UNKNOWN TITLE AREA

4.5M R

HALE VIEW ROAD

WEST VIEW

PROPOSED SCHEME
16 NO. 2 STOREY FLATS
24 NO. PARKING SPACES (150%)
NOTE : SUBJECT TO LPA APPROVAL

REV D : BLOCK 2 RESITED TO PROVIDE CYCLE STORE 12.01.01
REV C : BLOCK 2 RESITED AWAY FROM PARK BOUNDARY 25.9.00
REV B : FLAT BLOCKS UPDATED TO WORKING DRAWING DETAILS 20.8.00
REV A : MINOR REVISIONS TO LPA COMMENTS 27.3.00

REVISIONS

PICEA DESIGN
Planning and Development Consultants

PICEA DESIGN LTD Planning and Development Consultants
50 Congleton Road Sandbach Cheshire CW11 1HG
Tel : 01270 753861 Fax: 01270 753888
E-Mail: piceadesign.co.uk

TITLE

LAND OFF
HALE VIEW ROAD/WEST VIEW
HUYTON QUARRY

SITE LAYOUT

CAD REF.	C:\ROY\CAD\CLIENT\CAIRNCASTLE\HALEVIEW-07D
DATE	5.2.00
SCALE(S)	1:200

DRAWING NUMBER **61-07** REVISION **D**

HALE VIEW RD / WEST VIEW HUYTON QUARRY

WEST VIEW AVENUE

EXISTING TREES TO BE INSPECTED AND REMOVED AS REQUIRED

PROPOSED BIN STORE AREA

ORNAMENTAL GATES TO PROVIDE SECURITY TO PRIVATE PARKING AREA

EXISTING WALL RETAINED

EXSTING POPLAR TREES REMOVED

EXSTING REAR ACCESS RETAINED

ADOPTED TURNING HEAD WITHIN SITE

EXISTING FOOTPATH WIDENED TO 2.0M

5.5M CARRIAGEWAY

1.0M TARMAC STRIP

900MM 3 RAIL FENCE

EXISTING TREE RETAINED

NEW METAL CHICANE GATE ACCESS TO PARK

UNKNOWN TITLE AREA

STADT MOERS PARK

HALE VIEW ROAD

WEST VIEW

22.0 M

4.5M R

PROPOSED SCHEME
16 NO. 2 STOREY FLATS
24 NO. PARKING SPACES (150%)
NOTE : SUBJECT TO LPA APPROVAL

REV A : MINOR REVISIONS TO LPA COMMENTS 27.3.00

PLAN DISPLAYED AT COMMITTEE
Date 13/4/00.

PLAN DISPLAYED AT COMMITTEE
Date 11/5/00.

APPLICATION No. 00/ 0062/Ful
DATE RECEIVED 29 MAR 2000
DATE VALID 18 FEB 2000

REVISIONS

PICEA DESIGN
Planning and Development Consultants
Roy Spruce DipTP MRTPI MBIAT ACIOB
PICEA DESIGN Planning and Development Consultants
50 Congleton Road Sandbach Cheshire CW11 1HG
Tel - 01270 753861 Fax: 01270 753888
E-Mail: picea.design@btinternet.com

TITLE

LAND OFF
HALE VIEW ROAD/WEST VIEW
HUYTON QUARRY

SITE

CAD REF.	C:\ROY\C
DATE	5.2.0(
SCALE(S)	1:200

DRAWING NUMBER 61-07 REVISION A

SUPERSEDED BY WORKING AMENDMENT
DWG. NO: 61-07 Rev D
RECEIVED: 19.4.01

AMENDED

HALE VIEW RD / WEST VIEW HUYTON QUARRY

WEST VIEW AVENUE

EXISTING TREES RETAINED
TO PROVIDE SCREEN TO WEST VIEW AVE

PROPOSED BIN STORE AREA

EXISTING WALL RETAINED

EXSTING POPLAR TREES REMOVED

EXSTING REAR ACCESS RETAINED

ADOPTED TURNING HEAD WITHIN SITE

EXISTING FOOTPATH WIDENED TO 2.0M

5.5M CARRIAGEWAY

1.0M TARMAC STRIP

900MM 3 RAIL FENCE

NEW METAL CHICANE GATE ACCESS TO PARK

UNKNOWN TITLE AREA

STADT MOERS PARK

HALE VIEW ROAD

WEST VIEW

220 M

Post O

Nc

PROPOSED SCHEME
16 NO. 2 STOREY FLATS
24 NO. PARKING SPACES (150%)

NOTE : SUBJECT TO LPA APPROVAL

APPLICATION No. 00/00062/FUL
DATE RECEIVED 16 FEB 2000
DATE VALID 16 FEB 2000

REVISIONS

PICEA DESIGN
Planning and Development Consultants
Roy Spruce DipTP MRTPI MBIAT ACIOB
PICEA DESIGN Planning and Development Consultants
50 Congleton Road Sandbach Cheshire CW11 1HS
Tel : 01270 753861 Fax : 01270 76[illegible]8
E-Mail: picea.design@btinternet.com

TITLE
LAND OFF
HALE VIEW ROAD/WEST VIEW
HUYTON QUARRY
SITE LAYOUT

CAD REF.	C:\ROY\CAD\CLIENT\CAIRNCASTLE\HALEVIEW-07
DATE	5.2.00
SCALE(S)	1:200
DRAWING NUMBER	REVISION

61-07

HALE VIEW RD / WEST VIEW HUYTON QUARRY

WEST VIEW AVENUE

EXISTING TREES RETAINED
TO PROVIDE SCREEN TO WEST VIEW AVE

PROPOSED BIN STORE AREA

EXISTING WALL RETAINED

EXSTING POPLAR TREES REMOVED

EXSTING REAR ACCESS RETAINED

ADOPTED TURNING HEAD WITHIN SITE

EXTENT OF EXISTING TITLE

EXISTING FOOTPATH WIDENED TO 2.0M

5.5M CARRIAGEWAY

1.0M TARMAC STRIP

900MM 3 RAIL FENCE

NEW METAL CHICANE GATE ACCESS TO PARK

STADT MOEKS PARK

WEST VIEW

HALE VIEW ROAD

22.0 M

4.5M R

Nc

PROPOSED SCHEME
16 NO. 2 STOREY FLATS
24 NO. PARKING SPACES (150%)

NOTE : SUBJECT TO LPA APPROVAL

REVISIONS

PICEA DESIGN
Planning and Development Consultants

Roy Spruce DipTP MRTPI MBIAT ACIOB
PICEA DESIGN Planning and Development Consultants
50 Congleton Road Sandbach Cheshire CW11 1HG
Tel : 01270 753861 Fax: 01270 753888
E-Mail: picea.design@btinternet.com

TITLE

LAND OFF
HALE VIEW ROAD/WEST VIEW
HUYTON QUARRY

SITE LAYOUT

CAD REF.	C:\ROY\CAD\CLIENT\CAIRNCASTLE\HALEVIEW-04
DATE	14.2.99
SCALE(S)	1:200

DRAWING NUMBER 61-05 REVISION

HALE VIEW RD / WEST VIEW HUYTON QUARRY

WEST VIEW AVENUE

EXISTING TREES REMOVED
AS AGREED WITH LPA COMMITTEE

PROPOSED BIN STORE AREA

PATIO GARDENS TO GF FLATS

ORNAMENTAL GATES TO PROVIDE
SECURITY TO PRIVATE PARKING AREA

EXISTING WALL RETAINED

EXSTING POPLAR TREES REMOVED

EXSTING REAR ACCESS RETAINED

ADOPTED TURNING HEAD WITHIN SITE

EXISTING FOOTPATH WIDENED TO 2.0M

5.5M CARRIAGEWAY

1.0M TARMAC STRIP

900MM 3 RAIL FENCE

EXISTING TREE RETAINED

NEW METAL CHICANE GATE ACCESS TO PARK

UNKNOWN TITLE AREA

STADIUMOERS PARK

WEST VIEW

HALE VIEW ROAD

22.0 M

Nc

PROPOSED SCHEME

16 NO. 2 STOREY FLATS

24 NO. PARKING SPACES (150%)

NOTE : SUBJECT TO LPA APPROVAL

REV C : BLOCK 2 RESITED AWAY FROM PARK BOUNDARY 25.9.00
REV B : FLAT BLOCKS UPDATED TO WORKING DRAWING DETAILS 20.8.00
REV A : MINOR REVISIONS TO LPA COMMENTS 27.3.00

REVISIONS

PICEA DESIGN
Planning and Development Consultants

PICEA DESIGN LTD Planning and Development Consultants
50 Congleton Road Sandbach Cheshire CW11 1HG
Tel : 01270 753861 Fax: 01270 7..3888
E-Mail: piceadesign.co.uk

TITLE

LAND OFF
HALE VIEW ROAD/WEST VIEW
HUYTON QUARRY

SITE LAYOUT

CAD REF	C:\...OY\CAD\CLIENT\CAIRNCASTLE\HALEVIEW ...
DATE	5.2.00
SCALE(S)	1:200

DRAWING NUMBER

61-07 C

HALE VIEW RD / WEST VIEW HUYTON QUARRY

27.9.00

WEST VIEW AVENUE

EXISTING TREES RETAINED
TO PROVIDE SCREEN TO WEST VIEW AVE

PROPOSED BIN STORE AREA

EXTENT OF EXISTING TITLE

EXISTING WALL RETAINED

EXSTING POPLAR TREES REMOVED

EXSTING REAR ACCESS RETAINED

ADOPTED TURNING HEAD WITHIN SITE

EXTENT OF EXISTING WALLED COMPOUND

EXISTING FOOTPATH WIDENED TO 2.0M

5.5M CARRIAGEWAY

1.0M TARMAC STRIP

900MM 3 RAIL FENCE

APPROX. EXTENT OF KNOWSLEY MBC TITLE

NEW METAL CHICANE GATE ACCESS TO PARK

UNKNOWN TITLE AREA

STADT MOERS PARK

HALE VIEW ROAD

WEST VIEW

22.0 M

4.5M R

Nc

1182

PROPOSED SCHEME
16 NO. 2 STOREY FLATS
24 NO. PARKING SPACES (150%)

NOTE : SUBJECT TO LPA APPROVAL

REVISIONS

HALE VIEW RD / WEST VIEW HUYTON QUARRY

PICEA DESIGN
Planning and Development Consultants

Roy Spruce DipTP MRTPI MBIAT ACIOB
PICEA DESIGN Planning and Development Consultants
50 Congleton Road Sandbach Cheshire CW11 1HG
Tel : 01270 753861 Fax: 01270 753888
E-Mail: picea.design@btinternet.com

TITLE

LAND OFF
HALE VIEW ROAD/WEST VIEW
HUYTON QUARRY

SITE LAYOUT

CAD REF.	C:\ROY\CAD\CLIENT\CAIRNCASTLE\HALEVIEW-06
DATE	8.3.99
SCALE(S)	1:200

DRAWING NUMBER 61-06 REVISION